



Sunshine Coast QLD Professional

Race 8: TRAVIS SCHULTZ & PARTNERS MOOLOOLABA CUP - 1600m

19 November 2022 - 16:30



Track Rating: Good 3, Weather: Fine, Rail Position: TRUE POSITION ENTIRE COURSE

Section		Field Times												
Overall	1400m	1200m	1000m	800m	600m	400m	Last 600m							
1:34.69 (0:13.09)	1:21.60 (0:10.66)	1:10.94 (0:11.28)	0:59.66 (0:11.79)	0:47.87 (0:11.82)	0:36.05 (0:11.87)	0:24.18 (0:11.87)	0:36.05							
Rank	TAB	Horse/Jockey	Barrier	Top Speed [km/h]	Fastest Section	Overall	1400m	1200m	1000m	800m	600m	400m	Last 600m	Distance Travelled [m]
1	3	HAIL MANHATTAN Mark Du Plessis	8	67.7 Overall	0:11.10 1400m	1:34.69 [1] (0:13.23)	1:21.46 [5] (0:11.10)	1:10.36 [6] (0:11.33)	0:59.03 [6] (0:12.02)	0:47.01 [7] (0:11.90)	0:35.11 [8] (0:11.42)	0:23.69 [6] (0:11.38)	0:35.11	
2	9	AUSSIE NUGGET Ben Thompson	4	68.5 Overall	0:11.16 1200m	1:34.82 [2] (0:13.63)	1:21.19 [10] (0:11.19)	1:10.00 [9] (0:11.16)	0:58.84 [9] (0:11.93)	0:46.91 [8] (0:11.60)	0:35.31 [7] (0:11.55)	0:23.76 [7] (0:11.59)	0:35.31	-6
3	11	STREET DANCER Jim Byrne	3	66.9 Overall	0:11.26 1400m	1:34.89 [3] (0:13.37)	1:21.52 [7] (0:11.26)	1:10.26 [8] (0:11.27)	0:58.99 [8] (0:11.97)	0:47.02 [9] (0:11.70)	0:35.32 [9] (0:11.66)	0:23.66 [10] (0:11.42)	0:35.32	+2
4	10	LINTHORPE LAD Larry Cassidy	14	69.2 1400m	0:10.83 1400m	1:34.97 [4] (0:13.29)	1:21.68 [6] (0:10.83)	1:10.85 [5] (0:11.34)	0:59.51 [5] (0:11.93)	0:47.58 [5] (0:11.85)	0:35.73 [5] (0:11.57)	0:24.16 [5] (0:11.65)	0:35.73	-5
5	5	DZSENIER Taylor Marshall	2	66.8 Overall	0:11.24 1400m	1:35.05 [5] (0:13.64)	1:21.41 [11] (0:11.24)	1:10.17 [10] (0:11.33)	0:58.84 [10] (0:12.01)	0:46.83 [10] (0:11.58)	0:35.25 [11] (0:11.61)	0:23.64 [11] (0:11.45)	0:35.25	-4
6	6	BOTTEGA Boris Thornton	9	68.1 Overall	0:11.24 1400m	1:35.25 [6] (0:13.87)	1:21.38 [12] (0:11.24)	1:10.14 [12] (0:11.26)	0:58.88 [11] (0:11.88)	0:47.00 [11] (0:11.50)	0:35.50 [10] (0:11.55)	0:23.95 [9] (0:11.47)	0:35.50	-6
7	8	SHE'S THE GIFT Samantha Collett	15	70.0 Overall	0:10.78 1400m	1:35.37 [7] (0:13.10)	1:22.27 [2] (0:10.78)	1:11.49 [3] (0:11.25)	1:00.24 [3] (0:11.81)	0:48.43 [2] (0:11.82)	0:36.61 [2] (0:11.79)	0:24.82 [1] (0:11.98)	0:36.61	-5
8	7	ULYSSES Angela Jones	11	69.7 Overall	0:10.74 1400m	1:35.37 [8] (0:13.09)	1:22.28 [1] (0:10.74)	1:11.54 [2] (0:11.27)	1:00.27 [1] (0:11.94)	0:48.33 [3] (0:12.00)	0:36.33 [4] (0:11.67)	0:24.66 [3] (0:11.82)	0:36.33	-2
9	12	WAY BEYOND Tiffani Brooker	5	65.2 Overall	0:11.43 1400m	1:35.47 [9] (0:13.53)	1:21.94 [9] (0:11.43)	1:10.51 [11] (0:11.61)	0:58.90 [12] (0:11.98)	0:46.92 [13] (0:11.61)	0:35.31 [13] (0:11.54)	0:23.77 [12] (0:11.47)	0:35.31	-2
10	4	TEARS OF LOVE Les Tilley	1	66.4 Overall	0:11.09 1400m	1:35.67 [10] (0:13.38)	1:22.29 [8] (0:11.09)	1:11.20 [7] (0:11.14)	1:00.06 [7] (0:11.90)	0:48.16 [6] (0:11.74)	0:36.42 [6] (0:11.71)	0:24.71 [8] (0:11.81)	0:36.42	-8

Scratched: Lord Markel (#13), Love Tap (#2)

Report Created: Sat 19 November 2022 16:55 GMT (Note: Timing is based on position data)

Page 1/20

[] Ranking at each section and finish
 -:-:- No data available at this section
 NA No data available

SCN Saddle cloth number
 DNF Did not finish
 DNT Did not track

data processed by TRIPLESDATA

Section	Overall	1400m	1200m	1000m	800m	600m	400m	Last 600m
Field Times	1:34.69 (0:13.09)	1:21.60 (0:10.66)	1:10.94 (0:11.28)	0:59.66 (0:11.79)	0:47.87 (0:11.82)	0:36.05 (0:11.87)	0:24.18 (0:11.87)	0:36.05

[] Ranking at each section and finish
 -:-:-:- No data available at this section
 NA No data available

SCN Saddle cloth number
 DNF Did not finish
 DNT Did not track



Sunshine Coast QLD Professional

Race 8: TRAVIS SCHULTZ & PARTNERS MOOLOOLABA CUP - 1600m

19 November 2022 - 16:30



Track Rating: Good 3, Weather: Fine, Rail Position: TRUE POSITION ENTIRE COURSE

Section		Overall	1400m	1200m	1000m	800m	600m	400m	Last 600m					
Field Times		1:34.69 (0:13.09)	1:21.60 (0:10.66)	1:10.94 (0:11.28)	0:59.66 (0:11.79)	0:47.87 (0:11.82)	0:36.05 (0:11.87)	0:24.18 (0:11.87)	0:36.05					
Rank	TAB	Horse/Jockey	Barrier	Top Speed [km/h]	Fastest Section									Distance Travelled [m]
11	15	SALSONIC Stephanie Thornton	13	66.4 1200m	0:11.12 1400m	1:35.76 [11] (0:14.18)	1:21.58 [14] (0:11.12)	1:10.46 [13] (0:11.39)	0:59.07 [13] (0:11.75)	0:47.32 [12] (0:11.59)	0:35.73 [12] (0:11.55)	0:24.18 [13] (0:11.65)	0:35.73	-7
12	14	GAVE US UP Jaden Lloyd	16	67.3 1400m	0:11.16 1400m	1:35.77 [12] (0:14.15)	1:21.62 [13] (0:11.16)	1:10.46 [14] (0:11.51)	0:58.95 [14] (0:11.84)	0:47.11 [14] (0:11.66)	0:35.45 [14] (0:11.40)	0:24.05 [14] (0:11.58)	0:35.45	-1
13	16	WITHOUT REVENGE Tegan Harrison	10	70.2 1400m	0:10.64 1400m	1:35.98 [13] (0:13.11)	1:22.87 [3] (0:10.64)	1:12.23 [1] (0:11.28)	1:00.95 [2] (0:11.79)	0:49.16 [1] (0:11.82)	0:37.34 [1] (0:11.87)	0:25.47 [2] (0:12.22)	0:37.34	-15
14	1	HASABRO Brodie Loy	7	67.8 1400m	0:10.84 1400m	1:36.09 [14] (0:13.17)	1:22.92 [4] (0:10.84)	1:12.08 [4] (0:11.20)	1:00.88 [4] (0:11.95)	0:48.93 [4] (0:11.83)	0:37.10 [3] (0:11.80)	0:25.30 [4] (0:12.02)	0:37.10	-7

Scratched: Lord Markel (#13), Love Tap (#2)

[] Ranking at each section and finish
 -:-:-:- No data available at this section
 NA No data available

SCN Saddle cloth number
 DNF Did not finish
 DNT Did not track



Sunshine Coast QLD Professional

Race 8: TRAVIS SCHULTZ & PARTNERS MOOLOOLABA CUP - 1600m

19 November 2022 - 16:30



Track Rating: Good 3, Weather: Fine, Rail Position: TRUE POSITION ENTIRE COURSE

Section				200m				Last 600m	
Field Times				0:12.31 (0:12.31)				0:36.05	
Rank	TAB	Horse/Jockey	Barrier	Top Speed [km/h]	Fastest Section	Margin		Distance Travelled [m]	
1	3	HAIL MANHATTAN Mark Du Plessis	8	67.7 Overall	0:11.10 1400m	0:12.31 [1] (0:12.31)	1:34.69	0:35.11	
2	9	AUSSIE NUGGET Ben Thompson	4	68.5 Overall	0:11.16 1200m	0:12.17 [5] (0:12.17)	0.13L	0:35.31 -6	
3	11	STREET DANCER Jim Byrne	3	66.9 Overall	0:11.26 1400m	0:12.24 [6] (0:12.24)	0.2L	0:35.32 +2	
4	10	LINTHORPE LAD Larry Cassidy	14	69.2 1400m	0:10.83 1400m	0:12.51 [3] (0:12.51)	0.28L	0:35.73 -5	
5	5	DZSENIKER Taylor Marshall	2	66.8 Overall	0:11.24 1400m	0:12.19 [10] (0:12.19)	0.36L	0:35.25 -4	
6	6	BOTTEGA Boris Thornton	9	68.1 Overall	0:11.24 1400m	0:12.48 [7] (0:12.48)	0.56L	0:35.50 -6	
7	8	SHE'S THE GIFT Samantha Collett	15	70.0 Overall	0:10.78 1400m	0:12.84 [4] (0:12.84)	0.68L	0:36.61 -5	
8	7	ULYSSES Angela Jones	11	69.7 Overall	0:10.74 1400m	0:12.84 [2] (0:12.84)	0.68L	0:36.33 -2	
9	12	WAY BEYOND Tiffani Brooker	5	65.2 Overall	0:11.43 1400m	0:12.30 [12] (0:12.30)	0.78L	0:35.31 -2	
10	4	TEARS OF LOVE Les Tilley	1	66.4 Overall	0:11.09 1400m	0:12.90 [11] (0:12.90)	0.98L	0:36.42 -8	

Scratched: Lord Markel (#13), Love Tap (#2)

Report Created: Sat 19 November 2022 16:55 GMT (Note: Timing is based on position data)

Page 4/20

[] Ranking at each section and finish
 -:-:- No data available at this section
 NA No data available

SCN Saddle cloth number
 DNF Did not finish
 DNT Did not track

data processed by TRIPLESDATA

Section	200m	Last 600m
Field Times	0:12.31 (0:12.31)	0:36.05

[] Ranking at each section and finish
-:-:- No data available at this section
NA No data available

SCN Saddle cloth number
DNF Did not finish
DNT Did not track



Sunshine Coast QLD Professional

Race 8: TRAVIS SCHULTZ & PARTNERS MOOLOOLABA CUP - 1600m

19 November 2022 - 16:30



Track Rating: Good 3, Weather: Fine, Rail Position: TRUE POSITION ENTIRE COURSE

Section				200m				Last 600m		
Field Times				0:12.31 (0:12.31)				0:36.05		
Rank	TAB	Horse/Jockey	Barrier	Top Speed [km/h]	Fastest Section	Margin			Distance Travelled [m]	
11	15	SALSONIC Stephanie Thornton	13	66.4 1200m	0:11.12 1400m	0:12.53 [13] (0:12.53)	1.07L		0:35.73	-7
12	14	GAVE US UP Jaden Lloyd	16	67.3 1400m	0:11.16 1400m	0:12.47 [14] (0:12.47)	1.08L		0:35.45	-1
13	16	WITHOUT REVENGE Tegan Harrison	10	70.2 1400m	0:10.64 1400m	0:13.25 [9] (0:13.25)	1.29L		0:37.34	-15
14	1	HASABRO Brodie Loy	7	67.8 1400m	0:10.84 1400m	0:13.28 [8] (0:13.28)	1.4L		0:37.10	-7

Scratched: Lord Markel (#13), Love Tap (#2)



Horse/Jockey Name	Hail Manhattan
Final Rank	1
Fastest Section Time (Section)	0:11.10 (1400m)
Top Speed [km/h] (Section)	67.7 (Overall)
Race State	Finished



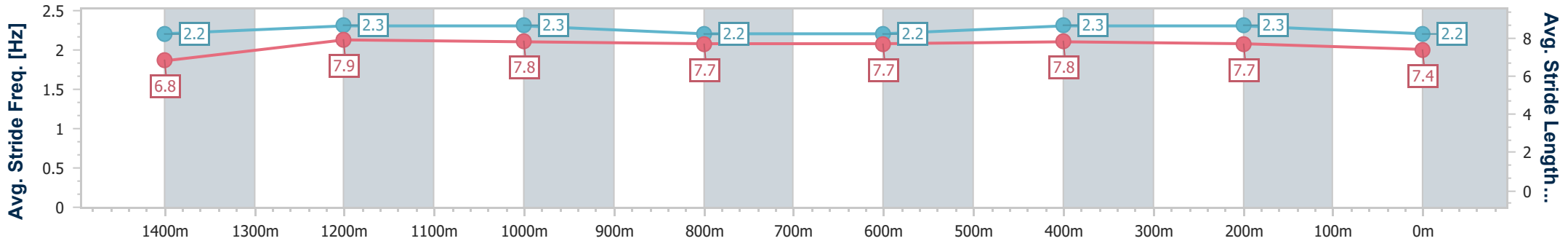
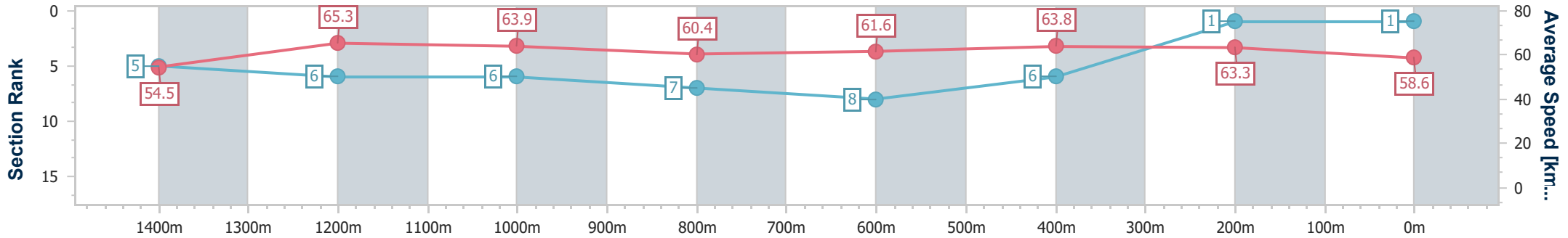
Sunshine Coast QLD Professional
Race 8: TRAVIS SCHULTZ & PARTNERS MOOLOOLABA CUP - 1600m



19 November 2022 - 16:30

Track Rating: Good 3, Weather: Fine, Rail Position: TRUE
POSITION ENTIRE COURSE

Section	Overall	1400m	1200m	1000m	800m	600m	400m	200m						
Section Times	1:34.69 [1] (0:13.23)	1:21.46 [5] (0:11.10)	1:10.36 [6] (0:11.33)	0:59.03 [6] (0:12.02)	0:47.01 [7] (0:11.90)	0:35.11 [8] (0:11.42)	0:23.69 [6] (0:11.38)	0:12.31 [1] (0:12.31)						
Average Speed [km/h]	54.5	65.3	63.9	60.4	61.6	63.8	63.3	58.6						
Top Speed [km/h]	67.7	66.4	64.7	62.3	62.4	64.4	64.5	60.6						
Avg. Dist. to Rail [m]	9.5	3.0	3.8	3.6	3.0	2.1	6.3	8.3						
Avg. Stride Freq. [Hz]	2.2	2.3	2.3	2.2	2.2	2.3	2.3	2.2						
Avg. Stride Length [m]	6.8	7.9	7.8	7.7	7.7	7.8	7.7	7.4						



- [] Ranking at each section and finish
- .-.- No data available at this section
- NA No data available



Horse/Jockey Name	Aussie Nugget
Final Rank	2
Fastest Section Time (Section)	0:11.16 (1200m)
Top Speed [km/h] (Section)	68.5 (Overall)
Race State	Finished



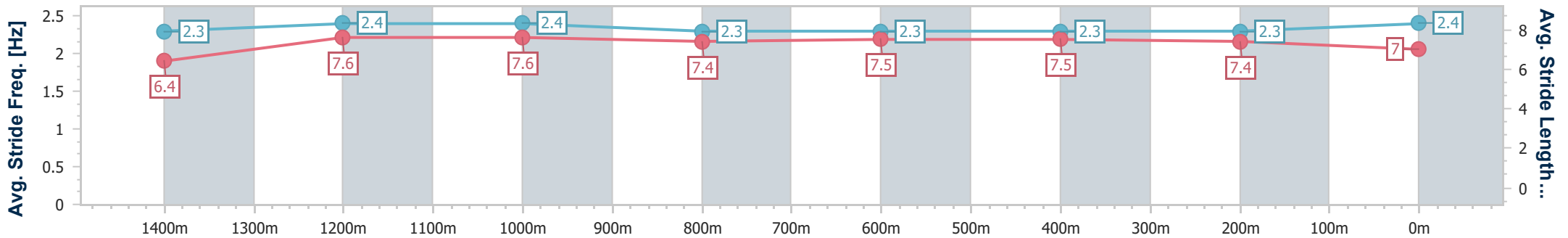
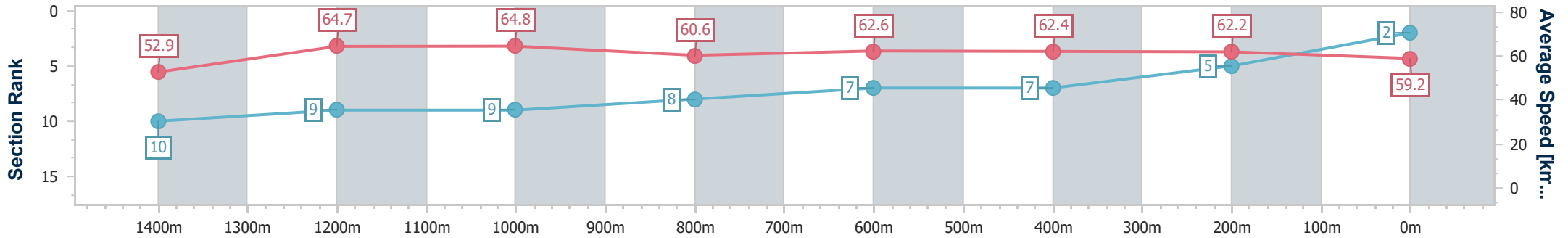
Sunshine Coast QLD Professional
 Race 8: TRAVIS SCHULTZ & PARTNERS MOOLOOLABA CUP - 1600m



19 November 2022 - 16:30

Track Rating: Good 3, Weather: Fine, Rail Position: TRUE
 POSITION ENTIRE COURSE

Section	Overall	1400m	1200m	1000m	800m	600m	400m	200m						
Section Times	1:34.82 [2] (0:13.63)	1:21.19 [10] (0:11.19)	1:10.00 [9] (0:11.16)	0:58.84 [9] (0:11.93)	0:46.91 [8] (0:11.60)	0:35.31 [7] (0:11.55)	0:23.76 [7] (0:11.59)	0:12.17 [5] (0:12.17)						
Average Speed [km/h]	52.9	64.7	64.8	60.6	62.6	62.4	62.2	59.2						
Top Speed [km/h]	68.5	66.3	65.9	63.8	63.4	63.2	63.2	61.1						
Avg. Dist. to Rail [m]	7.2	2.9	3.0	2.7	1.0	0.5	5.1	6.4						
Avg. Stride Freq. [Hz]	2.3	2.4	2.4	2.3	2.3	2.3	2.3	2.4						
Avg. Stride Length [m]	6.4	7.6	7.6	7.4	7.5	7.5	7.4	7.0						



- [] Ranking at each section and finish
- .-.- No data available at this section
- NA No data available



Horse/Jockey Name	Street Dancer
Final Rank	3
Fastest Section Time (Section)	0:11.26 (1400m)
Top Speed [km/h] (Section)	66.9 (Overall)
Race State	Finished



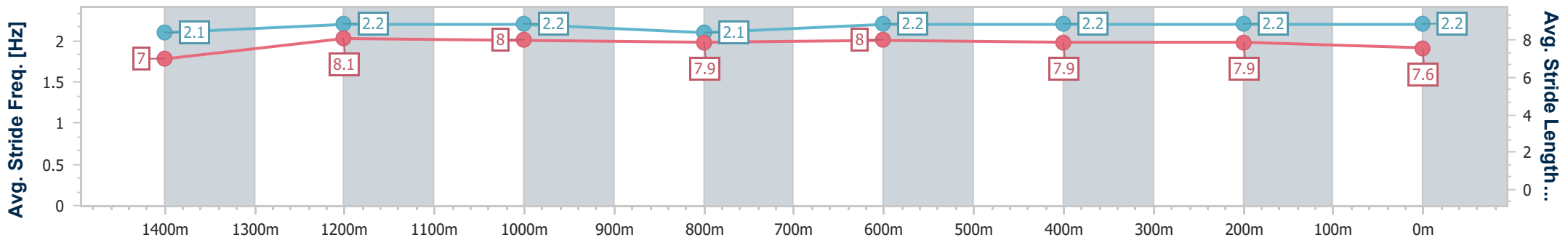
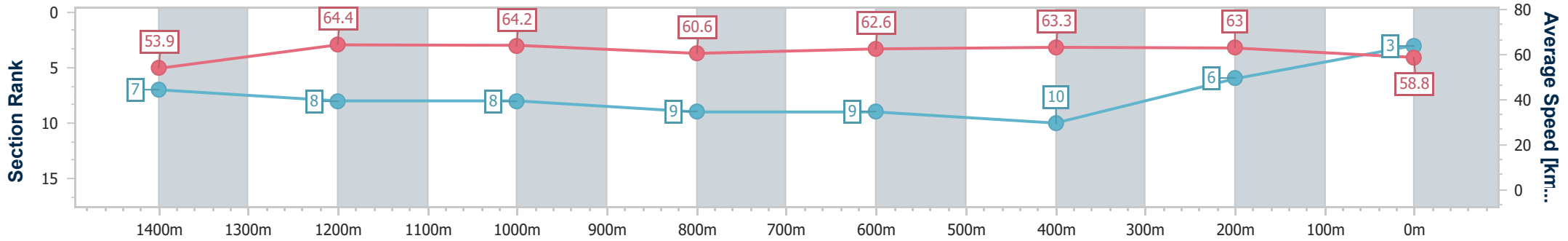
Sunshine Coast QLD Professional
Race 8: TRAVIS SCHULTZ & PARTNERS MOOLOOLABA CUP - 1600m



19 November 2022 - 16:30

Track Rating: Good 3, Weather: Fine, Rail Position: TRUE
POSITION ENTIRE COURSE

Section	Overall	1400m	1200m	1000m	800m	600m	400m	200m						
Section Times	1:34.89 [3] (0:13.37)	1:21.52 [7] (0:11.26)	1:10.26 [8] (0:11.27)	0:58.99 [8] (0:11.97)	0:47.02 [9] (0:11.70)	0:35.32 [9] (0:11.66)	0:23.66 [10] (0:11.42)	0:12.24 [6] (0:12.24)						
Average Speed [km/h]	53.9	64.4	64.2	60.6	62.6	63.3	63.0	58.8						
Top Speed [km/h]	66.9	65.9	64.6	63.7	63.3	63.9	64.0	61.2						
Avg. Dist. to Rail [m]	7.3	3.5	3.4	3.4	3.2	3.9	6.8	8.1						
Avg. Stride Freq. [Hz]	2.1	2.2	2.2	2.1	2.2	2.2	2.2	2.2						
Avg. Stride Length [m]	7.0	8.1	8.0	7.9	8.0	7.9	7.9	7.6						



- [] Ranking at each section and finish
- .-.- No data available at this section
- NA No data available



Horse/Jockey Name	Linthorpe Lad
Final Rank	4
Fastest Section Time (Section)	0:10.83 (1400m)
Top Speed [km/h] (Section)	69.2 (1400m)
Race State	Finished



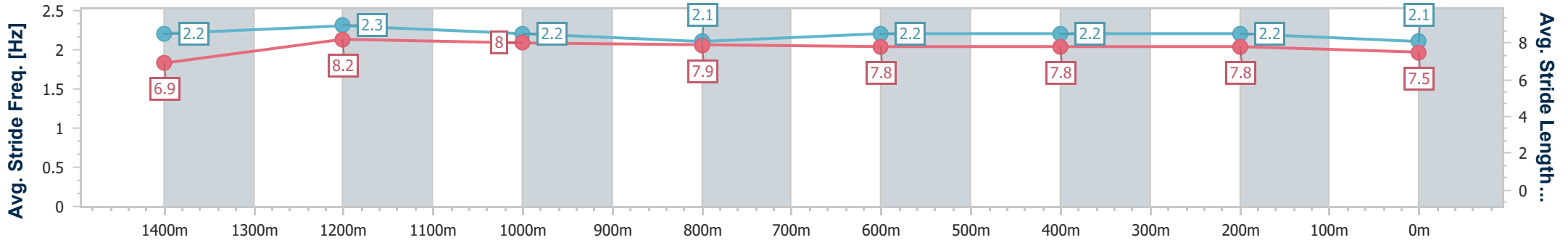
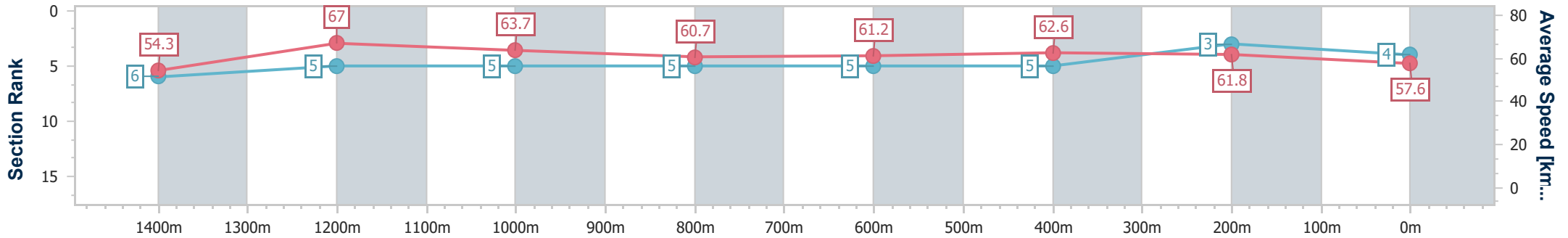
Sunshine Coast QLD Professional
Race 8: TRAVIS SCHULTZ & PARTNERS MOOLOOLABA CUP - 1600m



19 November 2022 - 16:30

Track Rating: Good 3, Weather: Fine, Rail Position: TRUE
POSITION ENTIRE COURSE

Section	Overall	1400m	1200m	1000m	800m	600m	400m	200m						
Section Times	1:34.97 [4] (0:13.29)	1:21.68 [6] (0:10.83)	1:10.85 [5] (0:11.34)	0:59.51 [5] (0:11.93)	0:47.58 [5] (0:11.85)	0:35.73 [5] (0:11.57)	0:24.16 [5] (0:11.65)	0:12.51 [3] (0:12.51)						
Average Speed [km/h]	54.3	67.0	63.7	60.7	61.2	62.6	61.8	57.6						
Top Speed [km/h]	67.9	69.2	64.7	61.7	62.4	63.4	62.9	59.9						
Avg. Dist. to Rail [m]	13.8	4.2	3.6	3.0	1.1	0.8	4.3	5.0						
Avg. Stride Freq. [Hz]	2.2	2.3	2.2	2.1	2.2	2.2	2.2	2.1						
Avg. Stride Length [m]	6.9	8.2	8.0	7.9	7.8	7.8	7.8	7.5						



- [] Ranking at each section and finish
- .-.- No data available at this section
- NA No data available



Horse/Jockey Name	Dzsenifer
Final Rank	5
Fastest Section Time (Section)	0:11.24 (1400m)
Top Speed [km/h] (Section)	66.8 (Overall)
Race State	Finished



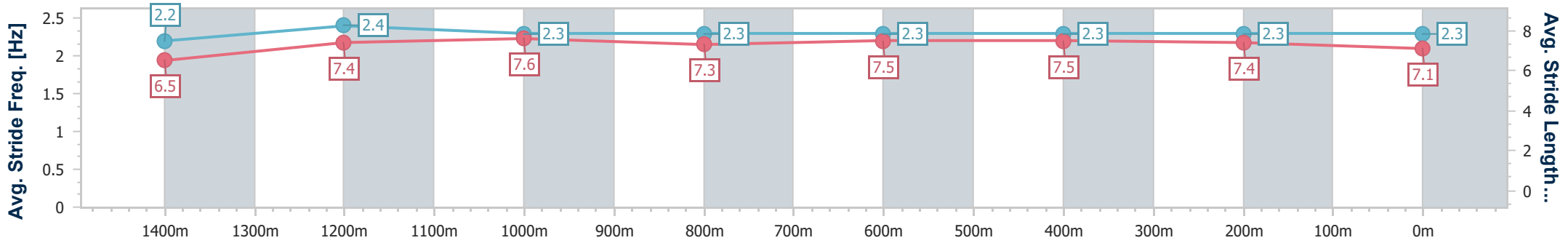
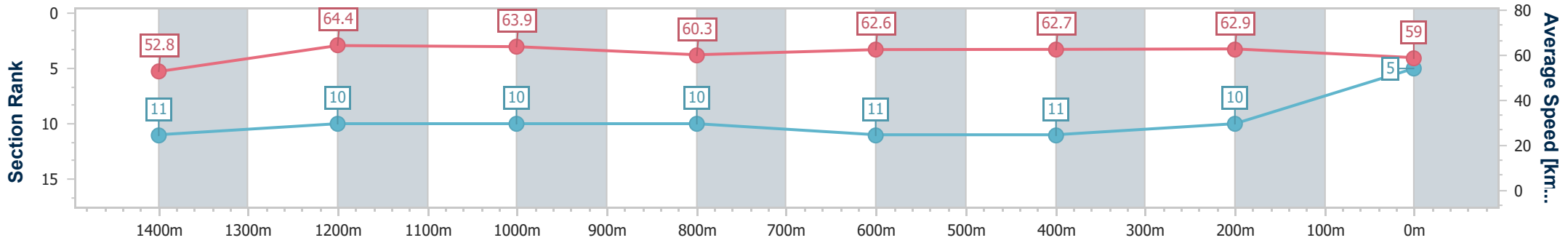
Sunshine Coast QLD Professional
Race 8: TRAVIS SCHULTZ & PARTNERS MOOLOOLABA CUP - 1600m



19 November 2022 - 16:30

Track Rating: Good 3, Weather: Fine, Rail Position: TRUE
POSITION ENTIRE COURSE

Section	Overall	1400m	1200m	1000m	800m	600m	400m	200m						
Section Times	1:35.05 [5] (0:13.64)	1:21.41 [11] (0:11.24)	1:10.17 [10] (0:11.33)	0:58.84 [10] (0:12.01)	0:46.83 [10] (0:11.58)	0:35.25 [11] (0:11.61)	0:23.64 [11] (0:11.45)	0:12.19 [10] (0:12.19)						
Average Speed [km/h]	52.8	64.4	63.9	60.3	62.6	62.7	62.9	59.0						
Top Speed [km/h]	66.8	66.8	64.5	63.2	63.4	63.5	64.5	62.8						
Avg. Dist. to Rail [m]	6.6	3.2	3.3	2.9	1.3	1.7	7.3	9.7						
Avg. Stride Freq. [Hz]	2.2	2.4	2.3	2.3	2.3	2.3	2.3	2.3						
Avg. Stride Length [m]	6.5	7.4	7.6	7.3	7.5	7.5	7.4	7.1						



- [] Ranking at each section and finish
- .-.- No data available at this section
- NA No data available



Horse/Jockey Name	Bottega
Final Rank	6
Fastest Section Time (Section)	0:11.24 (1400m)
Top Speed [km/h] (Section)	68.1 (Overall)
Race State	Finished



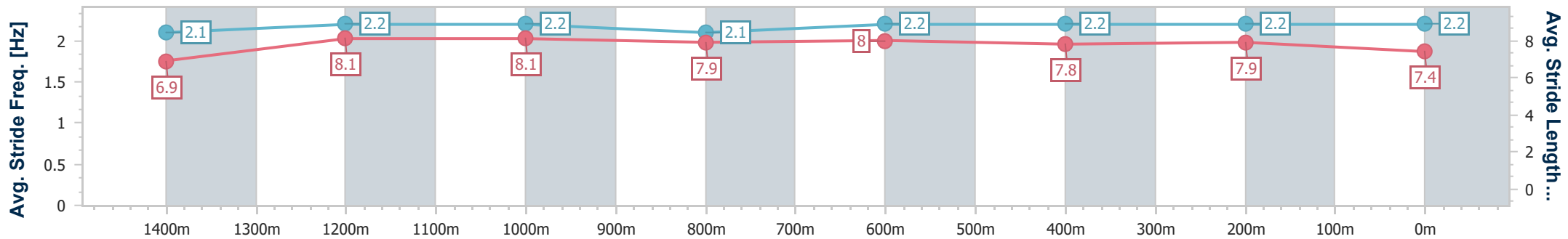
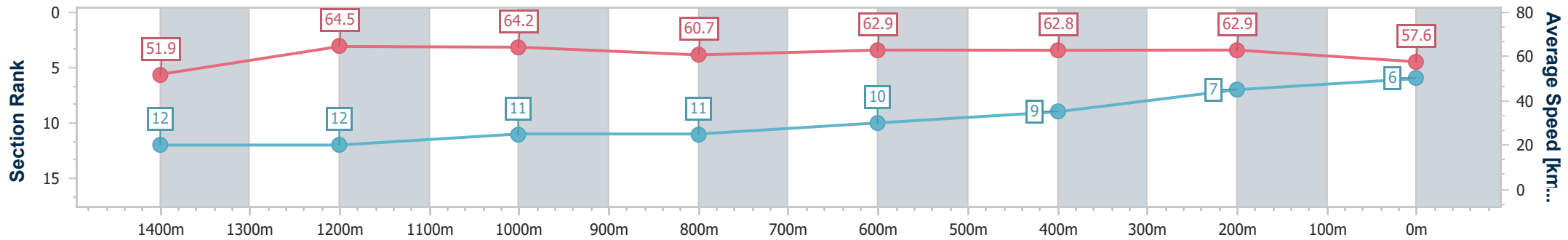
Sunshine Coast QLD Professional
Race 8: TRAVIS SCHULTZ & PARTNERS MOOLOOLABA CUP - 1600m



19 November 2022 - 16:30

Track Rating: Good 3, Weather: Fine, Rail Position: TRUE
POSITION ENTIRE COURSE

Section	Overall	1400m	1200m	1000m	800m	600m	400m	200m						
Section Times	1:35.25 [6] (0:13.87)	1:21.38 [12] (0:11.24)	1:10.14 [12] (0:11.26)	0:58.88 [11] (0:11.88)	0:47.00 [11] (0:11.50)	0:35.50 [10] (0:11.55)	0:23.95 [9] (0:11.47)	0:12.48 [7] (0:12.48)						
Average Speed [km/h]	51.9	64.5	64.2	60.7	62.9	62.8	62.9	57.6						
Top Speed [km/h]	68.1	66.5	64.9	65.0	65.0	63.6	64.0	60.3						
Avg. Dist. to Rail [m]	9.2	2.6	2.2	1.6	0.9	1.2	4.4	6.7						
Avg. Stride Freq. [Hz]	2.1	2.2	2.2	2.1	2.2	2.2	2.2	2.2						
Avg. Stride Length [m]	6.9	8.1	8.1	7.9	8.0	7.8	7.9	7.4						



- [] Ranking at each section and finish
- .-.- No data available at this section
- NA No data available



Horse/Jockey Name	She's The Gift
Final Rank	7
Fastest Section Time (Section)	0:10.78 (1400m)
Top Speed [km/h] (Section)	70.0 (Overall)
Race State	Finished



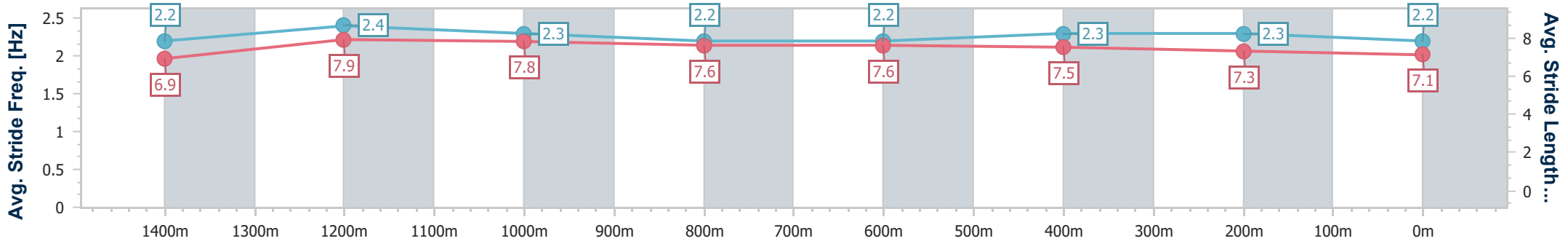
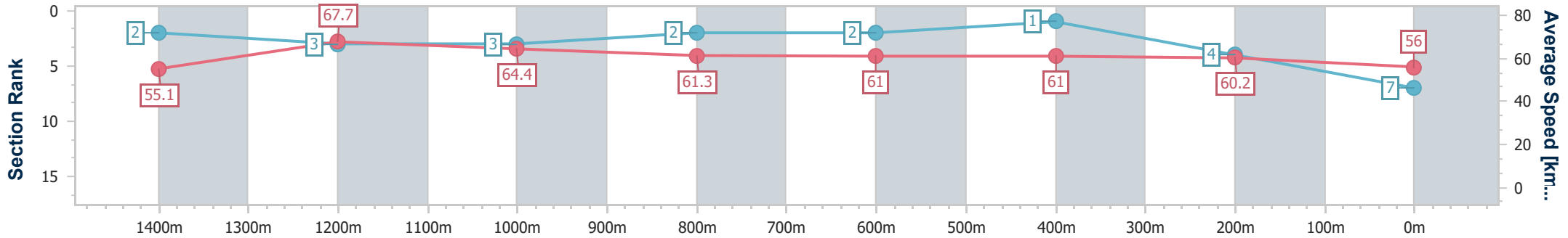
Sunshine Coast QLD Professional
Race 8: TRAVIS SCHULTZ & PARTNERS MOOLOOLABA CUP - 1600m



19 November 2022 - 16:30

Track Rating: Good 3, Weather: Fine, Rail Position: TRUE
POSITION ENTIRE COURSE

Section	Overall	1400m	1200m	1000m	800m	600m	400m	200m						
Section Times	1:35.37 [7] (0:13.10)	1:22.27 [2] (0:10.78)	1:11.49 [3] (0:11.25)	1:00.24 [3] (0:11.81)	0:48.43 [2] (0:11.82)	0:36.61 [2] (0:11.79)	0:24.82 [1] (0:11.98)	0:12.84 [4] (0:12.84)						
Average Speed [km/h]	55.1	67.7	64.4	61.3	61.0	61.0	60.2	56.0						
Top Speed [km/h]	70.0	70.0	66.5	62.7	61.3	61.7	61.1	58.6						
Avg. Dist. to Rail [m]	16.0	6.5	3.7	2.4	0.7	0.2	2.0	3.0						
Avg. Stride Freq. [Hz]	2.2	2.4	2.3	2.2	2.2	2.3	2.3	2.2						
Avg. Stride Length [m]	6.9	7.9	7.8	7.6	7.6	7.5	7.3	7.1						



- [] Ranking at each section and finish
- .-.- No data available at this section
- NA No data available



Horse/Jockey Name	Ulysses
Final Rank	8
Fastest Section Time (Section)	0:10.74 (1400m)
Top Speed [km/h] (Section)	69.7 (Overall)
Race State	Finished



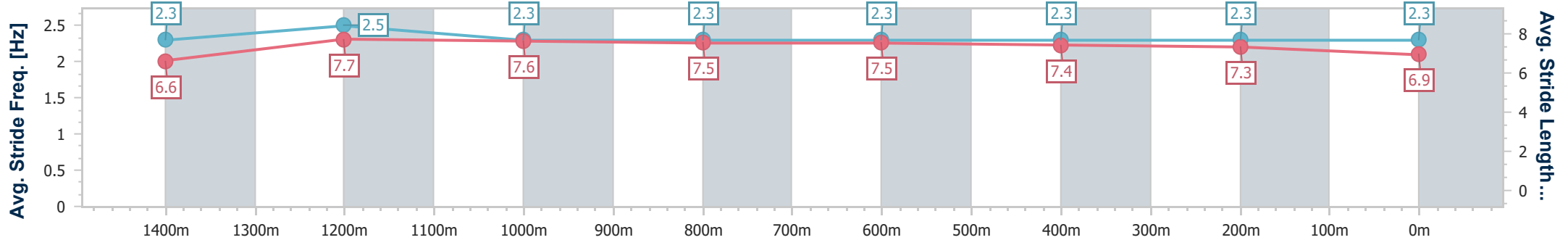
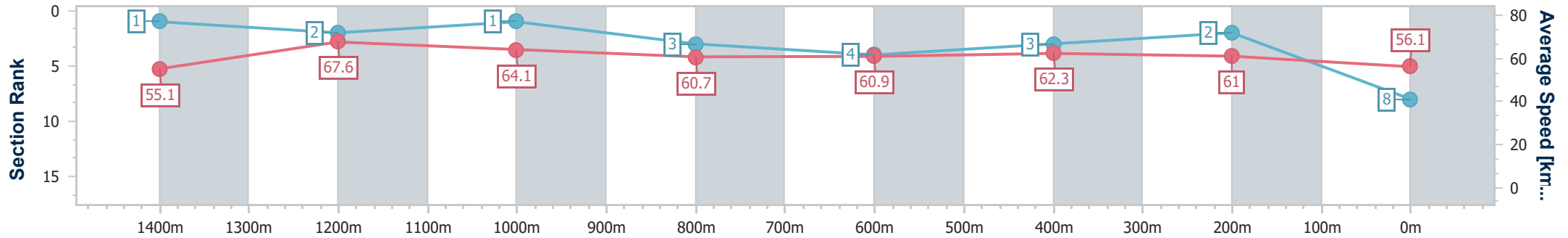
Sunshine Coast QLD Professional
Race 8: TRAVIS SCHULTZ & PARTNERS MOOLOOLABA CUP - 1600m



19 November 2022 - 16:30

Track Rating: Good 3, Weather: Fine, Rail Position: TRUE
POSITION ENTIRE COURSE

Section	Overall	1400m	1200m	1000m	800m	600m	400m	200m						
Section Times	1:35.37 [8] (0:13.09)	1:22.28 [1] (0:10.74)	1:11.54 [2] (0:11.27)	1:00.27 [1] (0:11.94)	0:48.33 [3] (0:12.00)	0:36.33 [4] (0:11.67)	0:24.66 [3] (0:11.82)	0:12.84 [2] (0:12.84)						
Average Speed [km/h]	55.1	67.6	64.1	60.7	60.9	62.3	61.0	56.1						
Top Speed [km/h]	69.7	69.6	65.4	61.7	62.0	62.6	62.3	58.3						
Avg. Dist. to Rail [m]	13.3	4.0	3.1	2.9	2.5	1.6	3.3	4.1						
Avg. Stride Freq. [Hz]	2.3	2.5	2.3	2.3	2.3	2.3	2.3	2.3						
Avg. Stride Length [m]	6.6	7.7	7.6	7.5	7.5	7.4	7.3	6.9						



- [] Ranking at each section and finish
- .-.- No data available at this section
- NA No data available



Horse/Jockey Name	Way Beyond
Final Rank	9
Fastest Section Time (Section)	0:11.43 (1400m)
Top Speed [km/h] (Section)	65.2 (Overall)
Race State	Finished



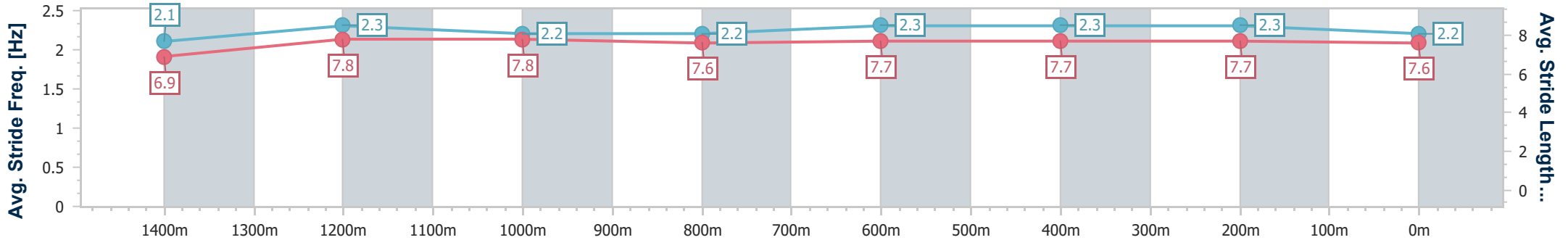
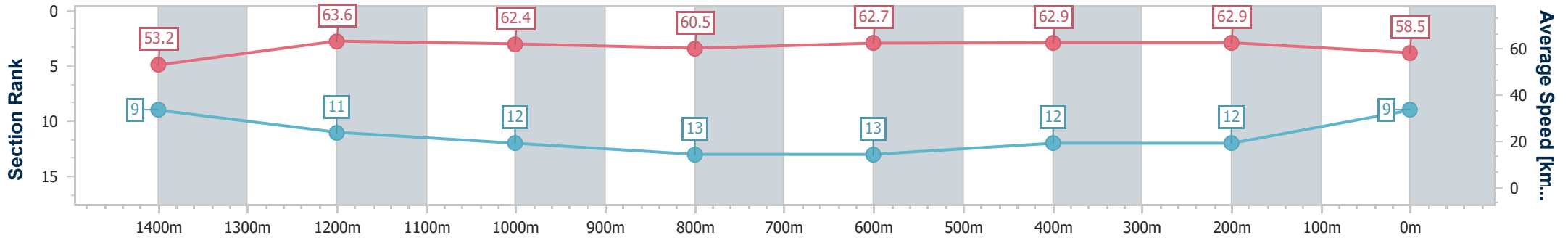
Sunshine Coast QLD Professional
Race 8: TRAVIS SCHULTZ & PARTNERS MOOLOOLABA CUP - 1600m



19 November 2022 - 16:30

Track Rating: Good 3, Weather: Fine, Rail Position: TRUE
POSITION ENTIRE COURSE

Section	Overall	1400m	1200m	1000m	800m	600m	400m	200m						
Section Times	1:35.47 [9] (0:13.53)	1:21.94 [9] (0:11.43)	1:10.51 [11] (0:11.61)	0:58.90 [12] (0:11.98)	0:46.92 [13] (0:11.61)	0:35.31 [13] (0:11.54)	0:23.77 [12] (0:11.47)	0:12.30 [12] (0:12.30)						
Average Speed [km/h]	53.2	63.6	62.4	60.5	62.7	62.9	62.9	58.5						
Top Speed [km/h]	65.2	64.7	64.2	64.0	63.5	63.9	64.0	61.3						
Avg. Dist. to Rail [m]	8.7	4.5	4.1	3.4	1.8	1.3	5.2	8.7						
Avg. Stride Freq. [Hz]	2.1	2.3	2.2	2.2	2.3	2.3	2.3	2.2						
Avg. Stride Length [m]	6.9	7.8	7.8	7.6	7.7	7.7	7.7	7.6						



- [] Ranking at each section and finish
- .-.- No data available at this section
- NA No data available



Horse/Jockey Name	Tears Of Love
Final Rank	10
Fastest Section Time (Section)	0:11.09 (1400m)
Top Speed [km/h] (Section)	66.4 (Overall)
Race State	Finished



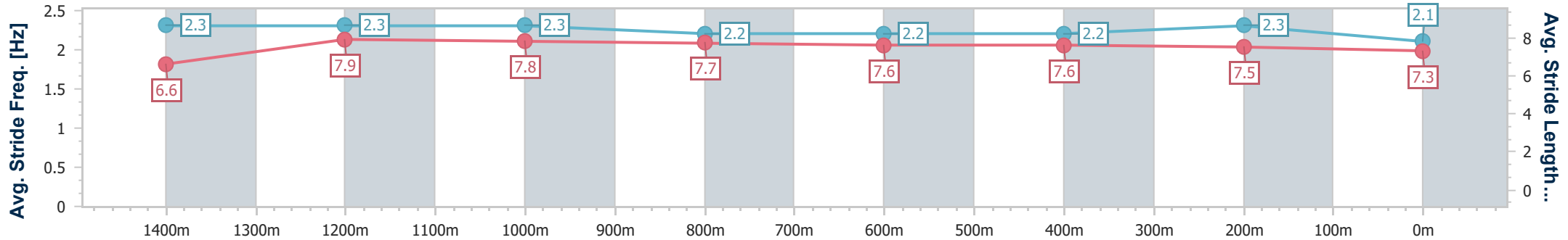
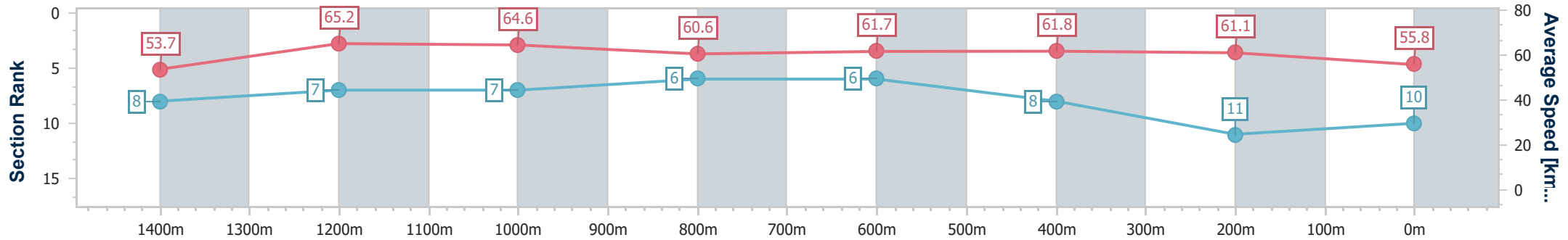
Sunshine Coast QLD Professional
Race 8: TRAVIS SCHULTZ & PARTNERS MOOLOOLABA CUP - 1600m



19 November 2022 - 16:30

Track Rating: Good 3, Weather: Fine, Rail Position: TRUE
POSITION ENTIRE COURSE

Section	Overall	1400m	1200m	1000m	800m	600m	400m	200m						
Section Times	1:35.67 [10] (0:13.38)	1:22.29 [8] (0:11.09)	1:11.20 [7] (0:11.14)	1:00.06 [7] (0:11.90)	0:48.16 [6] (0:11.74)	0:36.42 [6] (0:11.71)	0:24.71 [8] (0:11.81)	0:12.90 [11] (0:12.90)						
Average Speed [km/h]	53.7	65.2	64.6	60.6	61.7	61.8	61.1	55.8						
Top Speed [km/h]	66.4	66.4	66.3	62.7	61.9	62.6	62.2	58.0						
Avg. Dist. to Rail [m]	4.4	1.4	1.4	1.0	0.8	1.2	3.7	5.0						
Avg. Stride Freq. [Hz]	2.3	2.3	2.3	2.2	2.2	2.2	2.3	2.1						
Avg. Stride Length [m]	6.6	7.9	7.8	7.7	7.6	7.6	7.5	7.3						



- [] Ranking at each section and finish
- .-.- No data available at this section
- NA No data available



Horse/Jockey Name	Salsonic
Final Rank	11
Fastest Section Time (Section)	0:11.12 (1400m)
Top Speed [km/h] (Section)	66.4 (1200m)
Race State	Finished



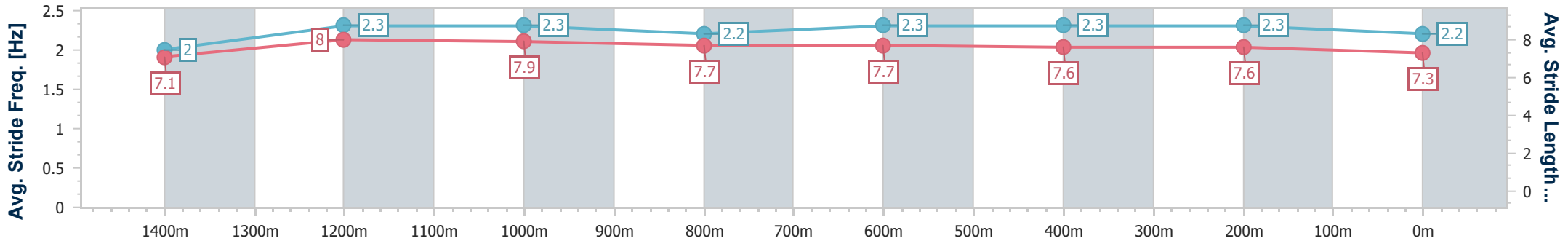
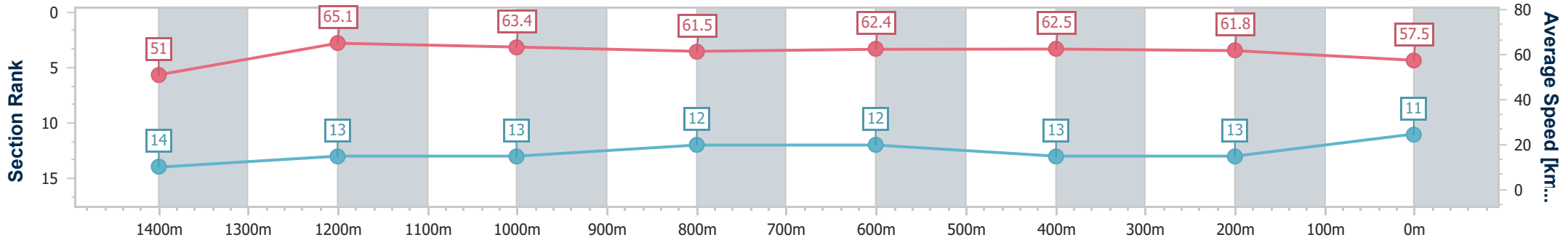
Sunshine Coast QLD Professional
Race 8: TRAVIS SCHULTZ & PARTNERS MOOLOOLABA CUP - 1600m



19 November 2022 - 16:30

Track Rating: Good 3, Weather: Fine, Rail Position: TRUE
POSITION ENTIRE COURSE

Section	Overall	1400m	1200m	1000m	800m	600m	400m	200m					
Section Times	1:35.76 [11] (0:14.18)	1:21.58 [14] (0:11.12)	1:10.46 [13] (0:11.39)	0:59.07 [13] (0:11.75)	0:47.32 [12] (0:11.59)	0:35.73 [12] (0:11.55)	0:24.18 [13] (0:11.65)	0:12.53 [13] (0:12.53)					
Average Speed [km/h]	51.0	65.1	63.4	61.5	62.4	62.5	61.8	57.5					
Top Speed [km/h]	64.1	66.1	66.4	66.2	63.4	64.0	62.3	61.0					
Avg. Dist. to Rail [m]	11.1	2.1	2.3	1.9	0.9	0.4	3.2	5.5					
Avg. Stride Freq. [Hz]	2.0	2.3	2.3	2.2	2.3	2.3	2.3	2.2					
Avg. Stride Length [m]	7.1	8.0	7.9	7.7	7.7	7.6	7.6	7.3					



- [] Ranking at each section and finish
- .-.- No data available at this section
- NA No data available



Horse/Jockey Name	Gave Us Up
Final Rank	12
Fastest Section Time (Section)	0:11.16 (1400m)
Top Speed [km/h] (Section)	67.3 (1400m)
Race State	Finished



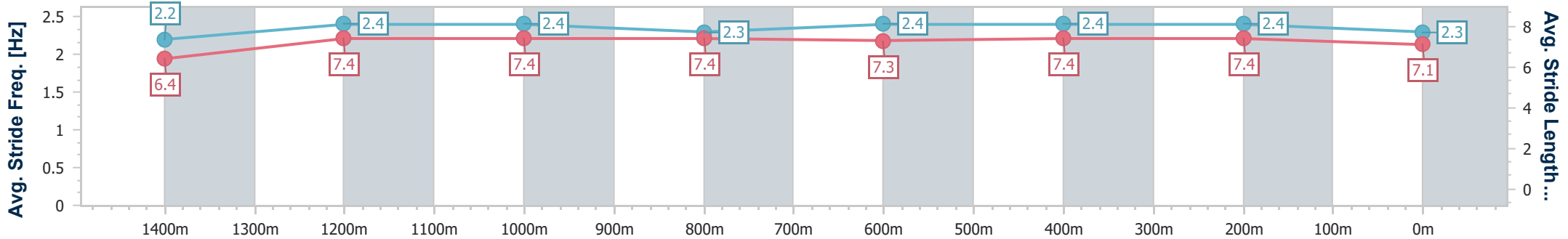
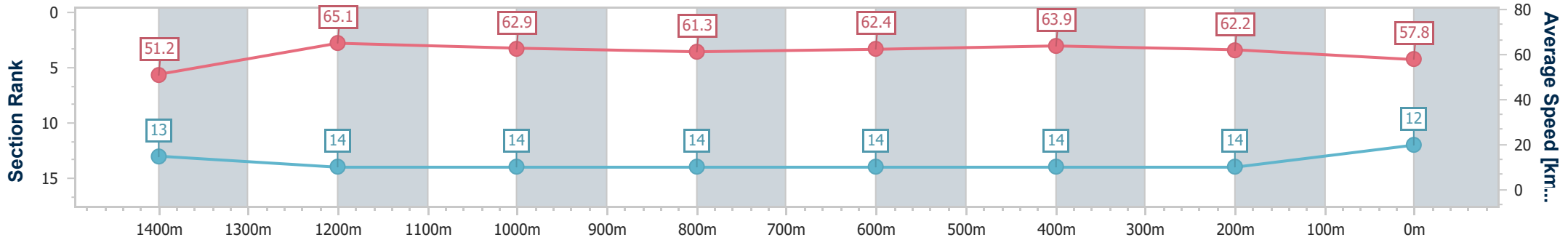
Sunshine Coast QLD Professional
Race 8: TRAVIS SCHULTZ & PARTNERS MOOLOOLABA CUP - 1600m



19 November 2022 - 16:30

Track Rating: Good 3, Weather: Fine, Rail Position: TRUE
POSITION ENTIRE COURSE

Section	Overall	1400m	1200m	1000m	800m	600m	400m	200m						
Section Times	1:35.77 [12] (0:14.15)	1:21.62 [13] (0:11.16)	1:10.46 [14] (0:11.51)	0:58.95 [14] (0:11.84)	0:47.11 [14] (0:11.66)	0:35.45 [14] (0:11.40)	0:24.05 [14] (0:11.58)	0:12.47 [14] (0:12.47)						
Average Speed [km/h]	51.2	65.1	62.9	61.3	62.4	63.9	62.2	57.8						
Top Speed [km/h]	65.2	67.3	64.6	65.4	65.7	65.2	63.5	60.5						
Avg. Dist. to Rail [m]	14.6	3.9	4.3	4.0	1.6	2.0	7.4	9.4						
Avg. Stride Freq. [Hz]	2.2	2.4	2.4	2.3	2.4	2.4	2.4	2.3						
Avg. Stride Length [m]	6.4	7.4	7.4	7.4	7.3	7.4	7.4	7.1						



- [] Ranking at each section and finish
- .-.- No data available at this section
- NA No data available



Horse/Jockey Name	Without Revenge
Final Rank	13
Fastest Section Time (Section)	0:10.64 (1400m)
Top Speed [km/h] (Section)	70.2 (1400m)
Race State	Finished



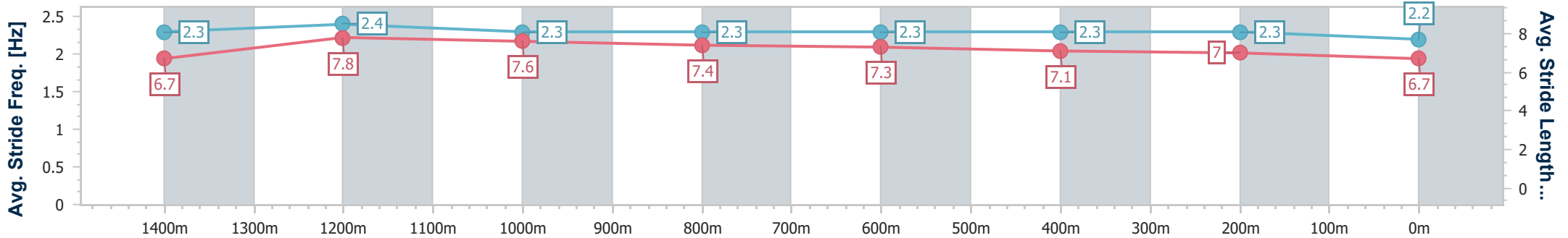
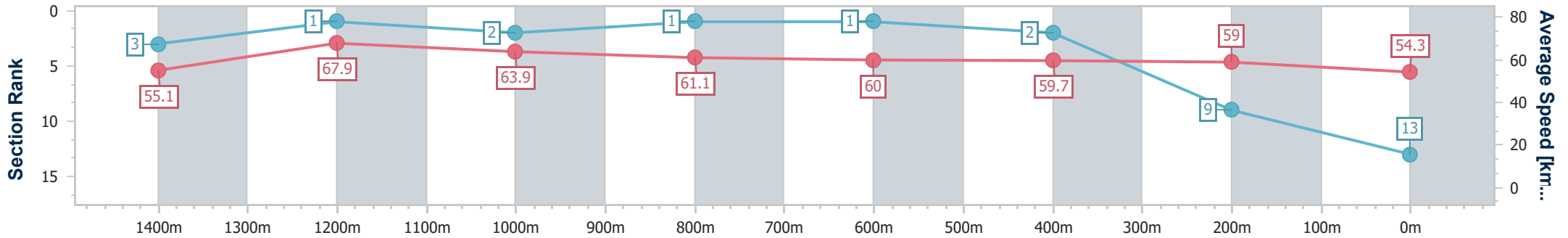
Sunshine Coast QLD Professional
 Race 8: TRAVIS SCHULTZ & PARTNERS MOOLOOLABA CUP - 1600m



19 November 2022 - 16:30

Track Rating: Good 3, Weather: Fine, Rail Position: TRUE
 POSITION ENTIRE COURSE

Section	Overall	1400m	1200m	1000m	800m	600m	400m	200m						
Section Times	1:35.98 [13] (0:13.11)	1:22.87 [3] (0:10.64)	1:12.23 [1] (0:11.28)	1:00.95 [2] (0:11.79)	0:49.16 [1] (0:11.82)	0:37.34 [1] (0:11.87)	0:25.47 [2] (0:12.22)	0:13.25 [9] (0:13.25)						
Average Speed [km/h]	55.1	67.9	63.9	61.1	60.0	59.7	59.0	54.3						
Top Speed [km/h]	69.1	70.2	66.0	62.5	60.7	61.4	60.7	56.7						
Avg. Dist. to Rail [m]	11.6	2.6	1.0	0.3	2.6	2.2	0.8	0.8						
Avg. Stride Freq. [Hz]	2.3	2.4	2.3	2.3	2.3	2.3	2.3	2.2						
Avg. Stride Length [m]	6.7	7.8	7.6	7.4	7.3	7.1	7.0	6.7						



- [] Ranking at each section and finish
- .-.- No data available at this section
- NA No data available



Horse/Jockey Name	Hasabro
Final Rank	14
Fastest Section Time (Section)	0:10.84 (1400m)
Top Speed [km/h] (Section)	67.8 (1400m)
Race State	Finished



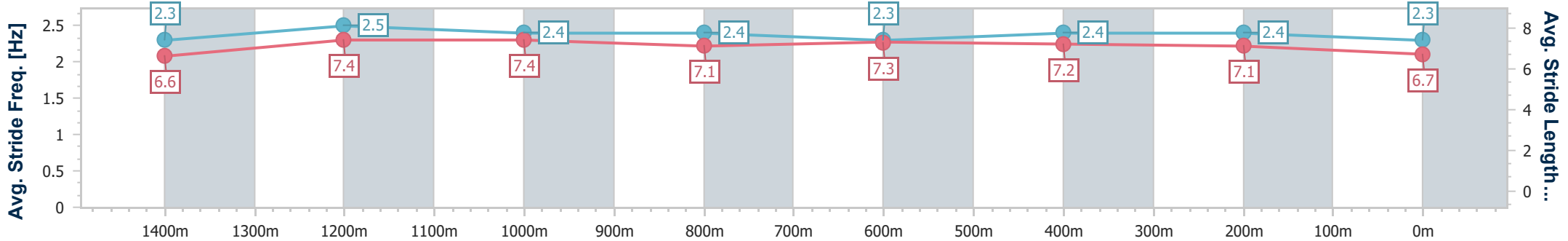
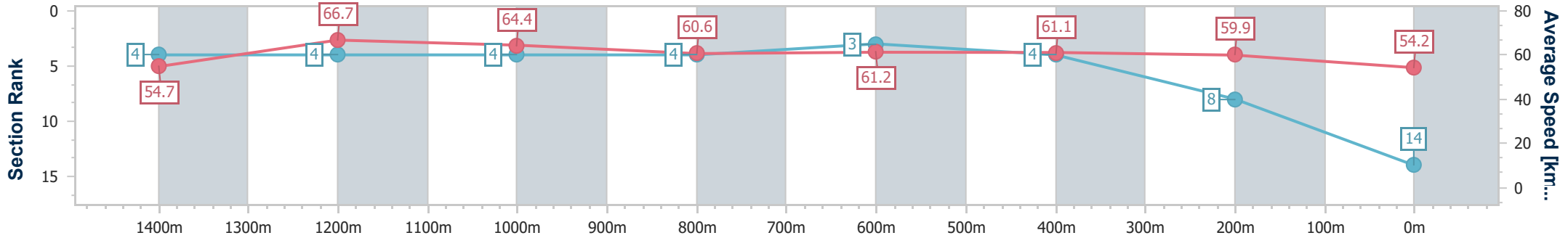
Sunshine Coast QLD Professional
Race 8: TRAVIS SCHULTZ & PARTNERS MOOLOOLABA CUP - 1600m



19 November 2022 - 16:30

Track Rating: Good 3, Weather: Fine, Rail Position: TRUE
POSITION ENTIRE COURSE

Section	Overall	1400m	1200m	1000m	800m	600m	400m	200m						
Section Times	1:36.09 [14] (0:13.17)	1:22.92 [4] (0:10.84)	1:12.08 [4] (0:11.20)	1:00.88 [4] (0:11.95)	0:48.93 [4] (0:11.83)	0:37.10 [3] (0:11.80)	0:25.30 [4] (0:12.02)	0:13.28 [8] (0:13.28)						
Average Speed [km/h]	54.7	66.7	64.4	60.6	61.2	61.1	59.9	54.2						
Top Speed [km/h]	66.8	67.8	67.7	62.4	62.1	62.0	61.1	57.5						
Avg. Dist. to Rail [m]	8.3	2.1	2.2	2.3	1.0	0.2	2.1	2.8						
Avg. Stride Freq. [Hz]	2.3	2.5	2.4	2.4	2.3	2.4	2.4	2.3						
Avg. Stride Length [m]	6.6	7.4	7.4	7.1	7.3	7.2	7.1	6.7						



- [] Ranking at each section and finish
- .-.- No data available at this section
- NA No data available