



Sunshine Coast QLD Professional

Race 6: DEFINE PROPERTY BENCHMARK 85 Handicap - 1400m

19 November 2022 - 15:10



Track Rating: Good 4, Weather: , Rail Position: True Entire Course

Section												Last 600m	
Field Times		Overall	1200m	1000m	800m	600m	400m					0:33.72	
		1:23.37 (0:13.74)	1:09.63 (0:11.57)	0:58.06 (0:12.13)	0:45.93 (0:12.21)	0:33.72 (0:11.46)	0:22.26 (0:10.81)						
Rank	TAB	Horse/Jockey	Barrier	Top Speed [km/h]	Fastest Section							Distance Travelled [m]	
1	5	UCALLEDIT Andrew Mallyon	8	68.3 400m	0:10.73 400m	1:23.37 [1] (0:13.89)	1:09.48 [3] (0:11.64)	0:57.84 [2] (0:12.16)	0:45.68 [2] (0:12.24)	0:33.44 [2] (0:11.32)	0:22.12 [1] (0:10.73)	0:33.44	
2	12	THE DROVER Nikita Beriman	10	69.1 400m	0:10.81 400m	1:23.44 [2] (0:13.74)	1:09.70 [1] (0:11.57)	0:58.13 [1] (0:12.13)	0:46.00 [1] (0:12.21)	0:33.79 [1] (0:11.46)	0:22.33 [2] (0:10.81)	0:33.79	-1
3	11	FLEETWOOD MACA Ben Thompson	1	67.4 400m	0:10.79 400m	1:23.50 [3] (0:13.86)	1:09.64 [2] (0:11.75)	0:57.89 [3] (0:12.18)	0:45.71 [3] (0:12.28)	0:33.43 [3] (0:11.28)	0:22.15 [3] (0:10.79)	0:33.43	-2
4	9	LOGAN STREET LION Jim Byrne	6	67.9 400m	0:10.74 400m	1:23.91 [4] (0:14.34)	1:09.57 [7] (0:11.55)	0:58.02 [6] (0:12.34)	0:45.68 [6] (0:12.14)	0:33.54 [5] (0:11.30)	0:22.24 [5] (0:10.74)	0:33.54	+1
5	3	TOBILICIOUS Brodie Loy	4	67.4 400m	0:10.85 400m	1:24.16 [5] (0:14.15)	1:10.01 [5] (0:11.68)	0:58.33 [5] (0:12.34)	0:45.99 [5] (0:12.27)	0:33.72 [6] (0:11.20)	0:22.52 [6] (0:10.85)	0:33.72	-5
6	1	STAR OF MICHELIN Ryan Maloney	12	68.6 400m	0:10.65 400m	1:24.23 [6] (0:14.76)	1:09.47 [10] (0:11.71)	0:57.76 [10] (0:12.36)	0:45.40 [10] (0:12.05)	0:33.35 [10] (0:11.29)	0:22.06 [10] (0:10.65)	0:33.35	+3
7	10	DREAMTIMER Taylor Marshall	2	66.2 400m	0:11.06 400m	1:24.59 [7] (0:14.06)	1:10.53 [4] (0:11.72)	0:58.81 [4] (0:12.17)	0:46.64 [4] (0:12.20)	0:34.44 [4] (0:11.42)	0:23.02 [4] (0:11.06)	0:34.44	+0
8	8	ADELASE Mark Du Plessis	7	66.7 400m	0:11.01 400m	1:24.61 [8] (0:14.63)	1:09.98 [9] (0:11.44)	0:58.54 [8] (0:12.37)	0:46.17 [7] (0:12.12)	0:34.05 [7] (0:11.47)	0:22.58 [8] (0:11.01)	0:34.05	-2
9	2	DON'T STOP Angela Jones	11	66.1 400m	0:11.00 400m	1:24.76 [9] (0:14.58)	1:10.18 [8] (0:11.59)	0:58.59 [9] (0:12.33)	0:46.26 [8] (0:12.12)	0:34.14 [8] (0:11.49)	0:22.65 [9] (0:11.00)	0:34.14	+0
10	7	STARVIRGO Jaden Lloyd	5	67.4 600m	0:11.20 400m	1:25.21 [10] (0:14.28)	1:10.93 [6] (0:11.75)	0:59.18 [7] (0:12.46)	0:46.72 [9] (0:12.10)	0:34.62 [9] (0:11.36)	0:23.26 [7] (0:11.20)	0:34.62	+6

Scratched: Seleque (#4), Lord Markel (#6)

Report Created: Sat 19 November 2022 15:30 GMT (Note: Timing is based on position data)

Page 1/14

[] Ranking at each section and finish
 -:-:- No data available at this section
 NA No data available

SCN Saddle cloth number
 DNF Did not finish
 DNT Did not track

data processed by TRIPLESDATA

Section	Overall	1200m	1000m	800m	600m	400m	Last 600m
Field Times	1:23.37 (0:13.74)	1:09.63 (0:11.57)	0:58.06 (0:12.13)	0:45.93 (0:12.21)	0:33.72 (0:11.46)	0:22.26 (0:10.81)	0:33.72

[] Ranking at each section and finish
 -:-:-:- No data available at this section
 NA No data available

SCN Saddle cloth number
 DNF Did not finish
 DNT Did not track



Sunshine Coast QLD Professional

Race 6: DEFINE PROPERTY BENCHMARK 85 Handicap - 1400m

19 November 2022 - 15:10



Track Rating: Good 4, Weather: , Rail Position: True Entire Course

Section				200m				Last 600m	
Field Times				0:11.45 (0:11.45)				0:33.72	
Rank	TAB	Horse/Jockey	Barrier	Top Speed [km/h]	Fastest Section	Margin			Distance Travelled [m]
1	5	UCALLEDIT Andrew Mallyon	8	68.3 400m	0:10.73 400m	0:11.39 [1] (0:11.39)	1:23.37		0:33.44
2	12	THE DROVER Nikita Beriman	10	69.1 400m	0:10.81 400m	0:11.52 [2] (0:11.52)	0.07L		0:33.79 -1
3	11	FLEETWOOD MACA Ben Thompson	1	67.4 400m	0:10.79 400m	0:11.36 [3] (0:11.36)	0.13L		0:33.43 -2
4	9	LOGAN STREET LION Jim Byrne	6	67.9 400m	0:10.74 400m	0:11.50 [4] (0:11.50)	0.54L		0:33.54 +1
5	3	TOBILICIOUS Brodie Loy	4	67.4 400m	0:10.85 400m	0:11.67 [5] (0:11.67)	0.79L		0:33.72 -5
6	1	STAR OF MICHELIN Ryan Maloney	12	68.6 400m	0:10.65 400m	0:11.41 [7] (0:11.41)	0.86L		0:33.35 +3
7	10	DREAMTIMER Taylor Marshall	2	66.2 400m	0:11.06 400m	0:11.96 [6] (0:11.96)	1.22L		0:34.44 +0
8	8	ADELAISE Mark Du Plessis	7	66.7 400m	0:11.01 400m	0:11.57 [8] (0:11.57)	1.24L		0:34.05 -2
9	2	DON'T STOP Angela Jones	11	66.1 400m	0:11.00 400m	0:11.65 [9] (0:11.65)	1.39L		0:34.14 +0
10	7	STARVIRGO Jaden Lloyd	5	67.4 600m	0:11.20 400m	0:12.06 [10] (0:12.06)	1.84L		0:34.62 +6

Scratched: Seleque (#4), Lord Markel (#6)

Report Created: Sat 19 November 2022 15:30 GMT (Note: Timing is based on position data)

Page 3/14

[] Ranking at each section and finish
 -:-:- No data available at this section
 NA No data available

SCN Saddle cloth number
 DNF Did not finish
 DNT Did not track

data processed by  TRIPLESDATA

Section	200m	Last 600m
Field Times	0:11.45 (0:11.45)	0:33.72

[] Ranking at each section and finish
-:-:- No data available at this section
NA No data available

SCN Saddle cloth number
DNF Did not finish
DNT Did not track



Horse/Jockey Name	Ucalledit
Final Rank	1
Fastest Section Time (Section)	0:10.73 (400m)
Top Speed [km/h] (Section)	68.3 (400m)
Race State	Finished



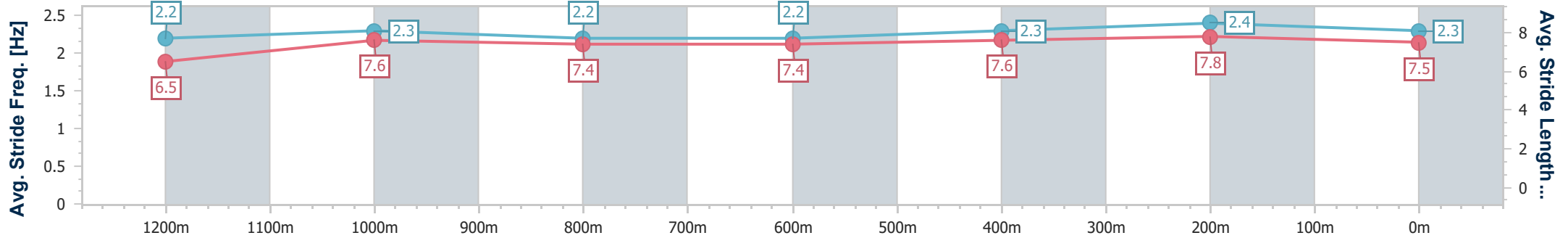
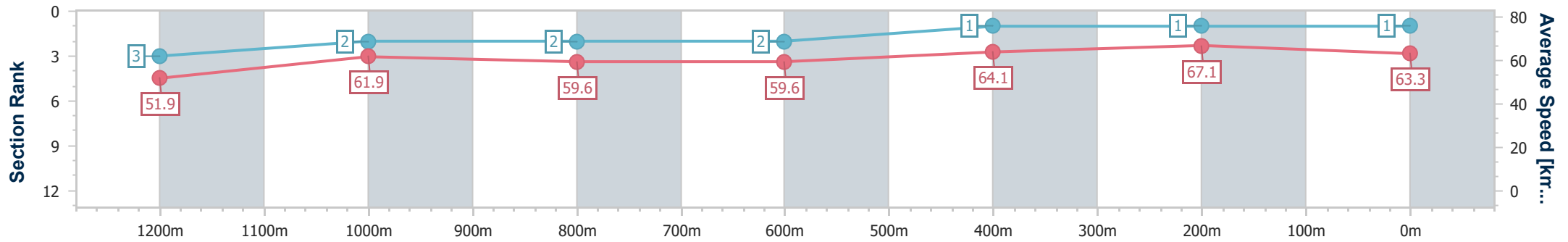
Sunshine Coast QLD Professional
Race 6: DEFINE PROPERTY BENCHMARK 85 Handicap - 1400m



19 November 2022 - 15:10

Track Rating: Good 4, Weather: , Rail Position: True Entire Course

Section	Overall	1200m	1000m	800m	600m	400m	200m
Section Times	1:23.37 [1] (0:13.89)	1:09.48 [3] (0:11.64)	0:57.84 [2] (0:12.16)	0:45.68 [2] (0:12.24)	0:33.44 [2] (0:11.32)	0:22.12 [1] (0:10.73)	0:11.39 [1] (0:11.39)
Average Speed [km/h]	51.9	61.9	59.6	59.6	64.1	67.1	63.3
Top Speed [km/h]	64.2	64.4	60.8	61.4	68.2	68.3	65.9
Avg. Dist. to Rail [m]	9.3	3.3	3.3	2.1	1.5	5.7	11.1
Avg. Stride Freq. [Hz]	2.2	2.3	2.2	2.2	2.3	2.4	2.3
Avg. Stride Length [m]	6.5	7.6	7.4	7.4	7.6	7.8	7.5



- [] Ranking at each section and finish
- .-.- No data available at this section
- NA No data available



Horse/Jockey Name	The Drover
Final Rank	2
Fastest Section Time (Section)	0:10.81 (400m)
Top Speed [km/h] (Section)	69.1 (400m)
Race State	Finished



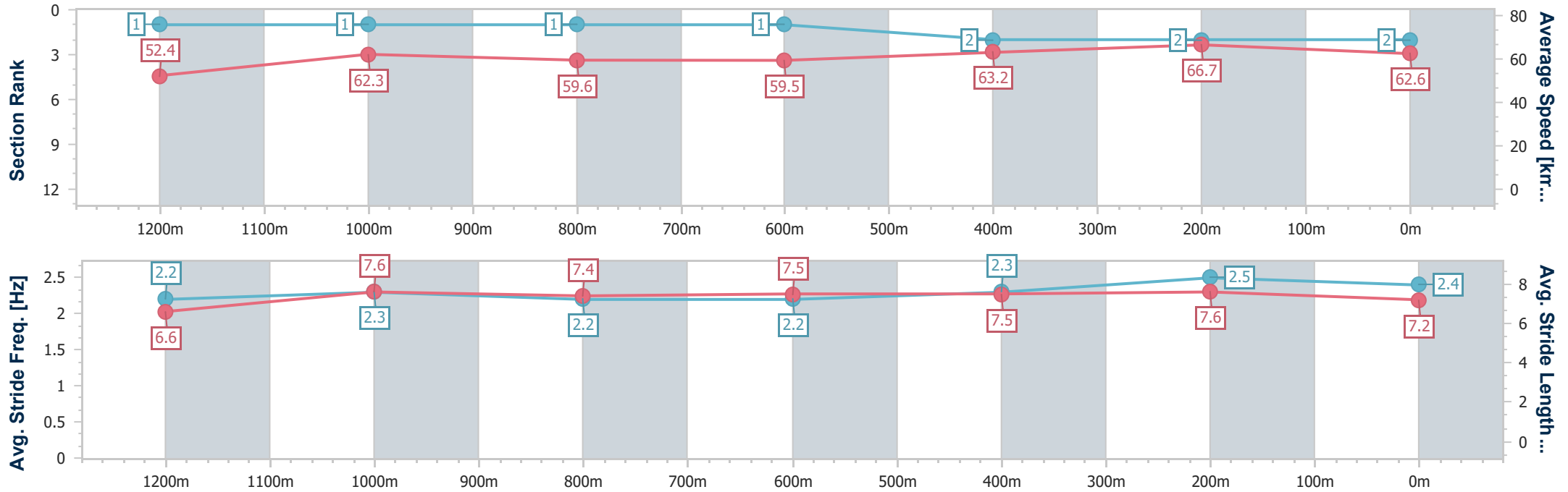
Sunshine Coast QLD Professional
Race 6: DEFINE PROPERTY BENCHMARK 85 Handicap - 1400m



19 November 2022 - 15:10

Track Rating: Good 4, Weather: , Rail Position: True Entire Course

Section	Overall	1200m	1000m	800m	600m	400m	200m
Section Times	1:23.44 [2] (0:13.74)	1:09.70 [1] (0:11.57)	0:58.13 [1] (0:12.13)	0:46.00 [1] (0:12.21)	0:33.79 [1] (0:11.46)	0:22.33 [2] (0:10.81)	0:11.52 [2] (0:11.52)
Average Speed [km/h]	52.4	62.3	59.6	59.5	63.2	66.7	62.6
Top Speed [km/h]	66.2	66.5	60.5	61.3	66.1	69.1	66.2
Avg. Dist. to Rail [m]	11.5	3.8	2.5	1.5	1.1	6.1	12.7
Avg. Stride Freq. [Hz]	2.2	2.3	2.2	2.2	2.3	2.5	2.4
Avg. Stride Length [m]	6.6	7.6	7.4	7.5	7.5	7.6	7.2



- [] Ranking at each section and finish
- .-.- No data available at this section
- NA No data available



Horse/Jockey Name	Fleetwood Maca
Final Rank	3
Fastest Section Time (Section)	0:10.79 (400m)
Top Speed [km/h] (Section)	67.4 (400m)
Race State	Finished



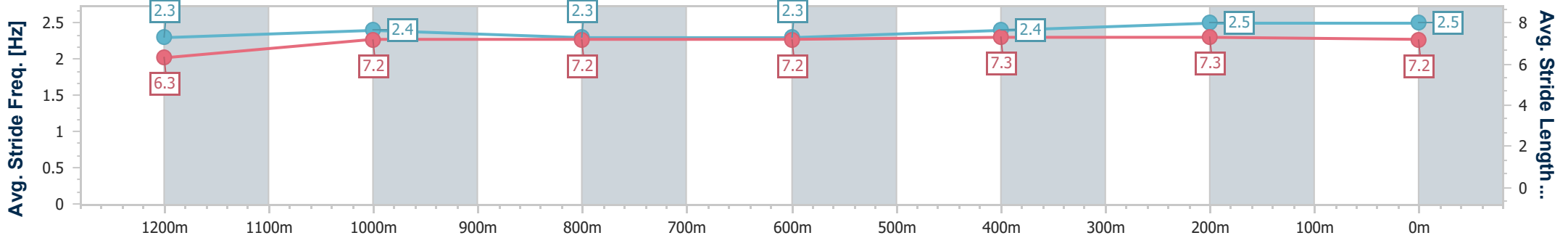
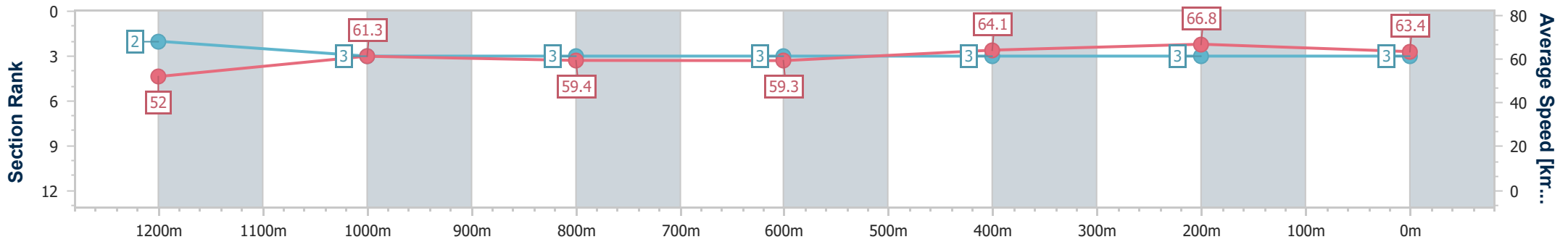
Sunshine Coast QLD Professional
Race 6: DEFINE PROPERTY BENCHMARK 85 Handicap - 1400m



19 November 2022 - 15:10

Track Rating: Good 4, Weather: , Rail Position: True Entire Course

Section	Overall	1200m	1000m	800m	600m	400m	200m
Section Times	1:23.50 [3] (0:13.86)	1:09.64 [2] (0:11.75)	0:57.89 [3] (0:12.18)	0:45.71 [3] (0:12.28)	0:33.43 [3] (0:11.28)	0:22.15 [3] (0:10.79)	0:11.36 [3] (0:11.36)
Average Speed [km/h]	52.0	61.3	59.4	59.3	64.1	66.8	63.4
Top Speed [km/h]	64.6	63.9	60.1	61.3	67.0	67.4	65.7
Avg. Dist. to Rail [m]	5.4	2.7	2.7	1.8	0.9	3.1	4.1
Avg. Stride Freq. [Hz]	2.3	2.4	2.3	2.3	2.4	2.5	2.5
Avg. Stride Length [m]	6.3	7.2	7.2	7.2	7.3	7.3	7.2



- [] Ranking at each section and finish
- .-.- No data available at this section
- NA No data available



Horse/Jockey Name	Logan Street Lion
Final Rank	4
Fastest Section Time (Section)	0:10.74 (400m)
Top Speed [km/h] (Section)	67.9 (400m)
Race State	Finished



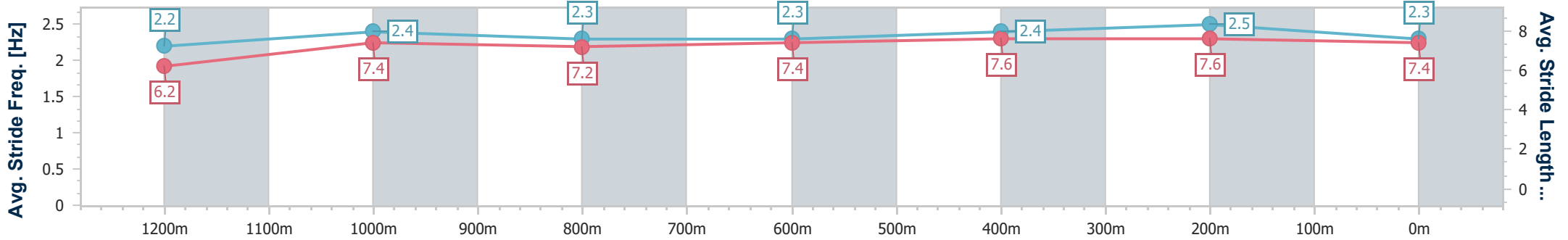
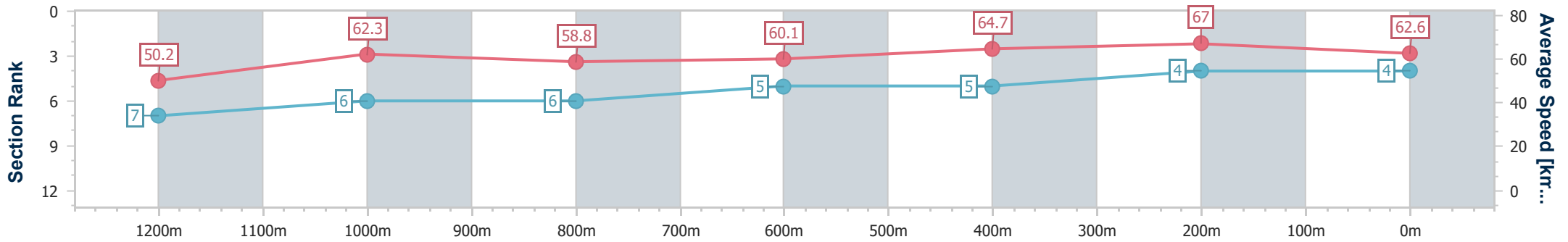
Sunshine Coast QLD Professional
Race 6: DEFINE PROPERTY BENCHMARK 85 Handicap - 1400m



19 November 2022 - 15:10

Track Rating: Good 4, Weather: , Rail Position: True Entire Course

Section	Overall	1200m	1000m	800m	600m	400m	200m
Section Times	1:23.91 [4] (0:14.34)	1:09.57 [7] (0:11.55)	0:58.02 [6] (0:12.34)	0:45.68 [6] (0:12.14)	0:33.54 [5] (0:11.30)	0:22.24 [5] (0:10.74)	0:11.50 [4] (0:11.50)
Average Speed [km/h]	50.2	62.3	58.8	60.1	64.7	67.0	62.6
Top Speed [km/h]	64.0	64.1	59.5	61.3	67.5	67.9	65.5
Avg. Dist. to Rail [m]	8.0	3.4	3.5	2.4	2.4	6.3	6.5
Avg. Stride Freq. [Hz]	2.2	2.4	2.3	2.3	2.4	2.5	2.3
Avg. Stride Length [m]	6.2	7.4	7.2	7.4	7.6	7.6	7.4



- [] Ranking at each section and finish
- .-.- No data available at this section
- NA No data available



Horse/Jockey Name	Tobilicious
Final Rank	5
Fastest Section Time (Section)	0:10.85 (400m)
Top Speed [km/h] (Section)	67.4 (400m)
Race State	Finished



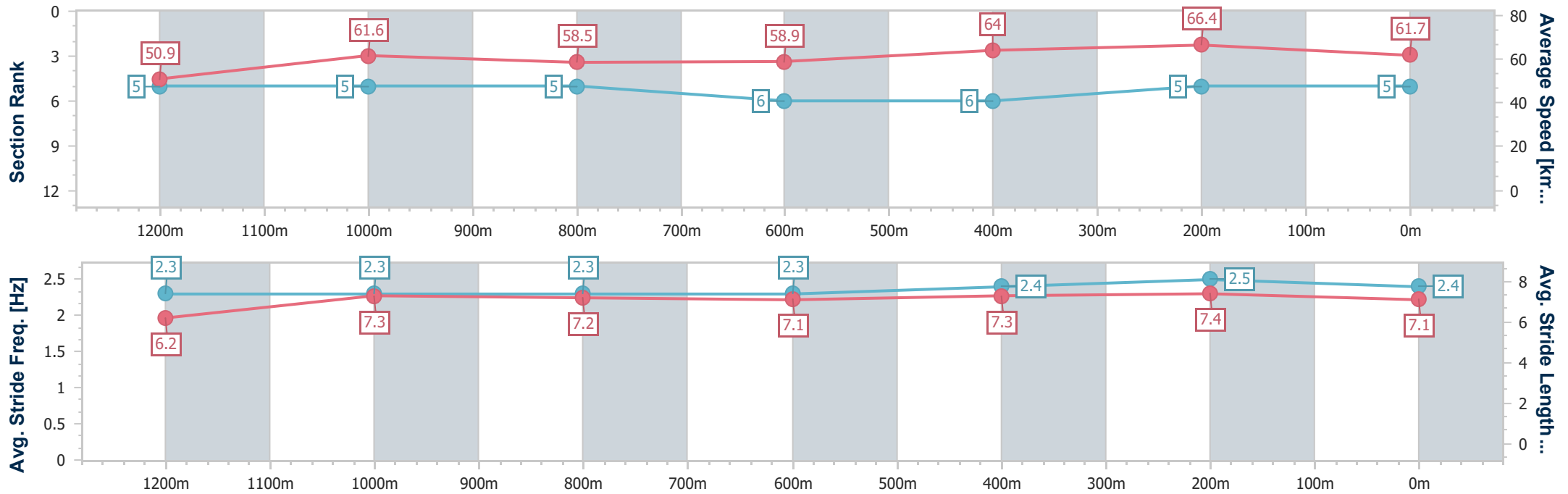
Sunshine Coast QLD Professional
Race 6: DEFINE PROPERTY BENCHMARK 85 Handicap - 1400m



19 November 2022 - 15:10

Track Rating: Good 4, Weather: , Rail Position: True Entire Course

Section	Overall	1200m	1000m	800m	600m	400m	200m
Section Times	1:24.16 [5] (0:14.15)	1:10.01 [5] (0:11.68)	0:58.33 [5] (0:12.34)	0:45.99 [5] (0:12.27)	0:33.72 [6] (0:11.20)	0:22.52 [6] (0:10.85)	0:11.67 [5] (0:11.67)
Average Speed [km/h]	50.9	61.6	58.5	58.9	64.0	66.4	61.7
Top Speed [km/h]	64.8	64.7	59.1	59.8	66.1	67.4	64.8
Avg. Dist. to Rail [m]	6.4	1.9	1.8	0.6	0.9	2.3	3.7
Avg. Stride Freq. [Hz]	2.3	2.3	2.3	2.3	2.4	2.5	2.4
Avg. Stride Length [m]	6.2	7.3	7.2	7.1	7.3	7.4	7.1



- [] Ranking at each section and finish
- .-.- No data available at this section
- NA No data available



Horse/Jockey Name	Star Of Michelin
Final Rank	6
Fastest Section Time (Section)	0:10.65 (400m)
Top Speed [km/h] (Section)	68.6 (400m)
Race State	Finished



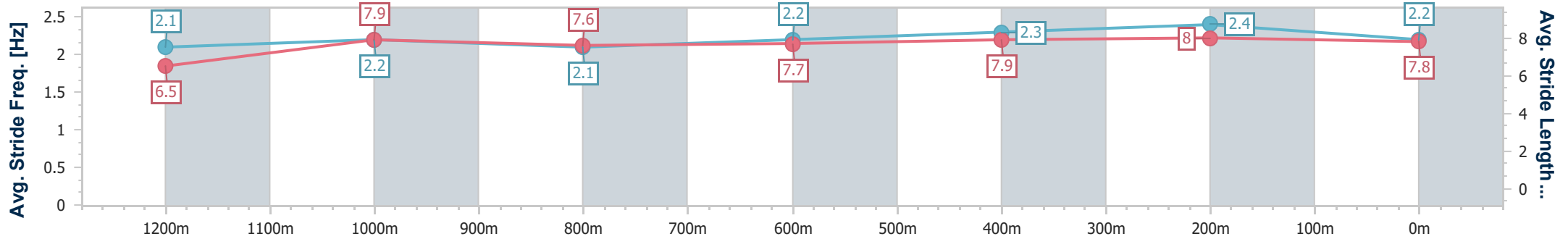
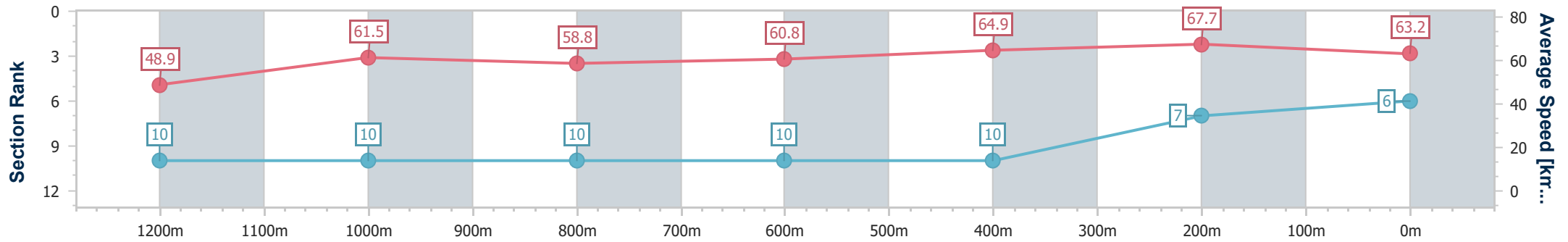
Sunshine Coast QLD Professional
Race 6: DEFINE PROPERTY BENCHMARK 85 Handicap - 1400m



19 November 2022 - 15:10

Track Rating: Good 4, Weather: , Rail Position: True Entire Course

Section	Overall	1200m	1000m	800m	600m	400m	200m
Section Times	1:24.23 [6] (0:14.76)	1:09.47 [10] (0:11.71)	0:57.76 [10] (0:12.36)	0:45.40 [10] (0:12.05)	0:33.35 [10] (0:11.29)	0:22.06 [10] (0:10.65)	0:11.41 [7] (0:11.41)
Average Speed [km/h]	48.9	61.5	58.8	60.8	64.9	67.7	63.2
Top Speed [km/h]	60.7	63.1	60.3	63.1	67.6	68.6	65.5
Avg. Dist. to Rail [m]	12.0	4.2	3.8	3.0	2.8	6.9	8.8
Avg. Stride Freq. [Hz]	2.1	2.2	2.1	2.2	2.3	2.4	2.2
Avg. Stride Length [m]	6.5	7.9	7.6	7.7	7.9	8.0	7.8



- [] Ranking at each section and finish
- .-.- No data available at this section
- NA No data available



Horse/Jockey Name	Dreamtimer
Final Rank	7
Fastest Section Time (Section)	0:11.06 (400m)
Top Speed [km/h] (Section)	66.2 (400m)
Race State	Finished



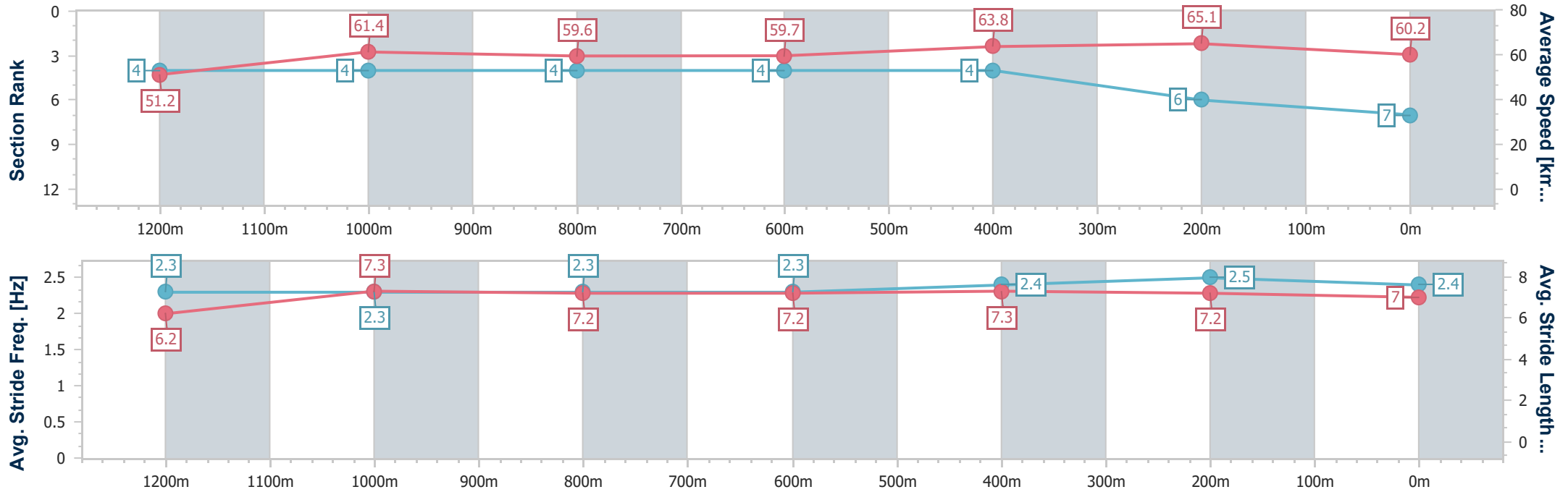
Sunshine Coast QLD Professional
Race 6: DEFINE PROPERTY BENCHMARK 85 Handicap - 1400m



19 November 2022 - 15:10

Track Rating: Good 4, Weather: , Rail Position: True Entire Course

Section	Overall	1200m	1000m	800m	600m	400m	200m
Section Times	1:24.59 [7] (0:14.06)	1:10.53 [4] (0:11.72)	0:58.81 [4] (0:12.17)	0:46.64 [4] (0:12.20)	0:34.44 [4] (0:11.42)	0:23.02 [4] (0:11.06)	0:11.96 [6] (0:11.96)
Average Speed [km/h]	51.2	61.4	59.6	59.7	63.8	65.1	60.2
Top Speed [km/h]	63.4	63.3	60.3	60.6	66.1	66.2	62.0
Avg. Dist. to Rail [m]	5.5	2.4	2.6	2.0	1.9	5.2	6.4
Avg. Stride Freq. [Hz]	2.3	2.3	2.3	2.3	2.4	2.5	2.4
Avg. Stride Length [m]	6.2	7.3	7.2	7.2	7.3	7.2	7.0



- [] Ranking at each section and finish
- .-.- No data available at this section
- NA No data available



Horse/Jockey Name	Adelase
Final Rank	8
Fastest Section Time (Section)	0:11.01 (400m)
Top Speed [km/h] (Section)	66.7 (400m)
Race State	Finished



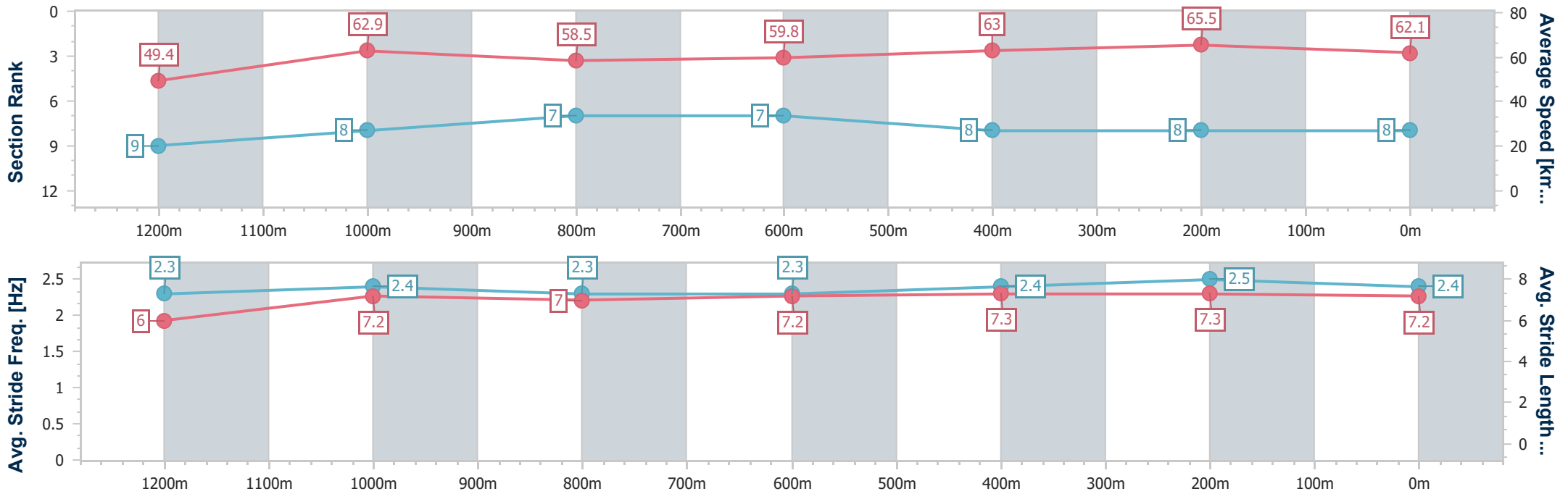
Sunshine Coast QLD Professional
 Race 6: DEFINE PROPERTY BENCHMARK 85 Handicap - 1400m



19 November 2022 - 15:10

Track Rating: Good 4, Weather: , Rail Position: True Entire Course

Section	Overall	1200m	1000m	800m	600m	400m	200m
Section Times	1:24.61 [8] (0:14.63)	1:09.98 [9] (0:11.44)	0:58.54 [8] (0:12.37)	0:46.17 [7] (0:12.12)	0:34.05 [7] (0:11.47)	0:22.58 [8] (0:11.01)	0:11.57 [8] (0:11.57)
Average Speed [km/h]	49.4	62.9	58.5	59.8	63.0	65.5	62.1
Top Speed [km/h]	64.4	65.1	59.1	60.8	65.1	66.7	64.7
Avg. Dist. to Rail [m]	8.0	2.2	2.3	1.4	0.6	3.7	6.1
Avg. Stride Freq. [Hz]	2.3	2.4	2.3	2.3	2.4	2.5	2.4
Avg. Stride Length [m]	6.0	7.2	7.0	7.2	7.3	7.3	7.2



- [] Ranking at each section and finish
- .-.- No data available at this section
- NA No data available



Horse/Jockey Name	Don't Stop
Final Rank	9
Fastest Section Time (Section)	0:11.00 (400m)
Top Speed [km/h] (Section)	66.1 (400m)
Race State	Finished



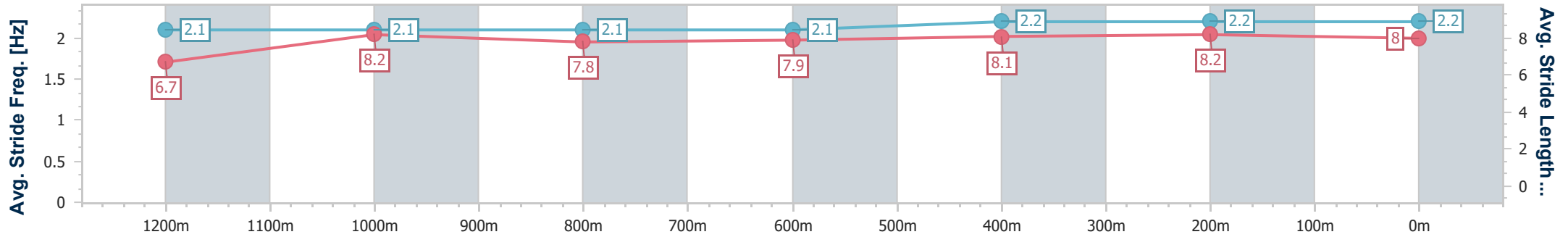
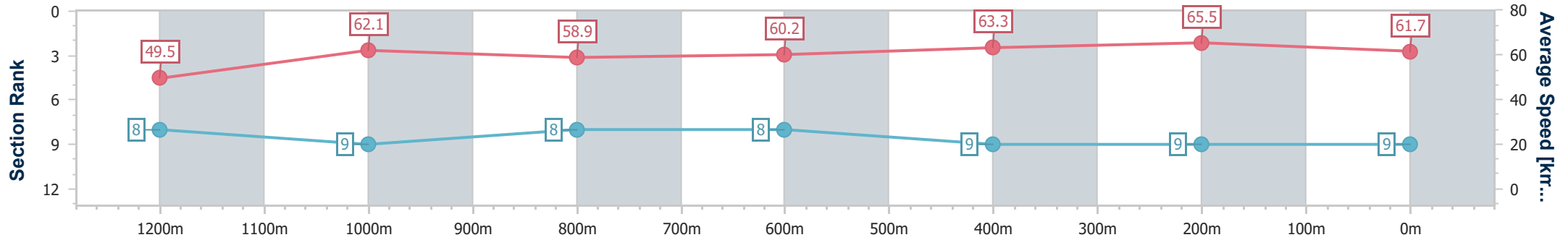
Sunshine Coast QLD Professional
Race 6: DEFINE PROPERTY BENCHMARK 85 Handicap - 1400m



19 November 2022 - 15:10

Track Rating: Good 4, Weather: , Rail Position: True Entire Course

Section	Overall	1200m	1000m	800m	600m	400m	200m
Section Times	1:24.76 [9] (0:14.58)	1:10.18 [8] (0:11.59)	0:58.59 [9] (0:12.33)	0:46.26 [8] (0:12.12)	0:34.14 [8] (0:11.49)	0:22.65 [9] (0:11.00)	0:11.65 [9] (0:11.65)
Average Speed [km/h]	49.5	62.1	58.9	60.2	63.3	65.5	61.7
Top Speed [km/h]	62.0	64.3	60.5	61.5	65.9	66.1	64.7
Avg. Dist. to Rail [m]	10.8	3.3	3.1	2.3	1.5	3.8	6.2
Avg. Stride Freq. [Hz]	2.1	2.1	2.1	2.1	2.2	2.2	2.2
Avg. Stride Length [m]	6.7	8.2	7.8	7.9	8.1	8.2	8.0



- [] Ranking at each section and finish
- .-.- No data available at this section
- NA No data available



Horse/Jockey Name	Starvirgo
Final Rank	10
Fastest Section Time (Section)	0:11.20 (400m)
Top Speed [km/h] (Section)	67.4 (600m)
Race State	Finished



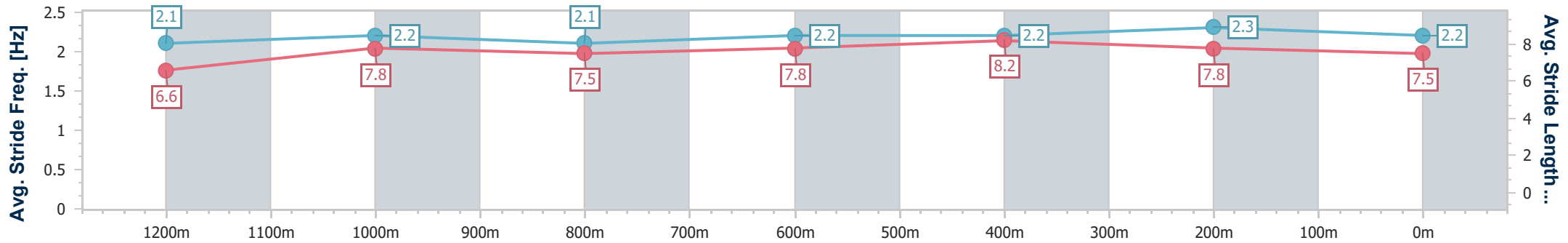
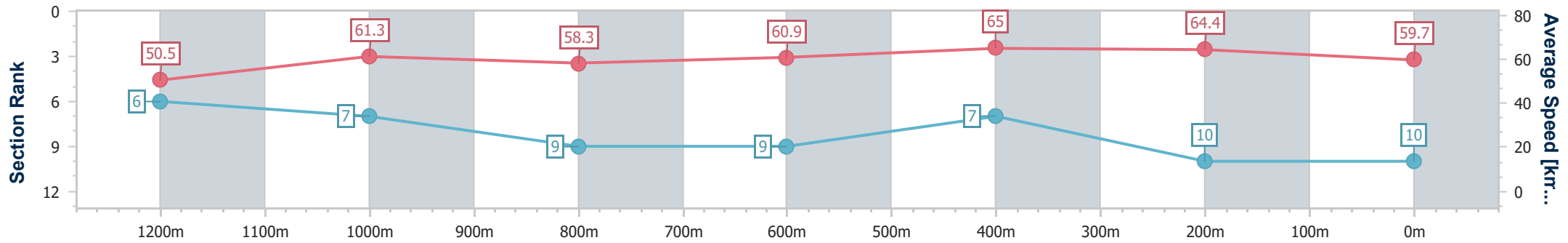
Sunshine Coast QLD Professional
Race 6: DEFINE PROPERTY BENCHMARK 85 Handicap - 1400m



19 November 2022 - 15:10

Track Rating: Good 4, Weather: , Rail Position: True Entire Course

Section	Overall	1200m	1000m	800m	600m	400m	200m
Section Times	1:25.21 [10] (0:14.28)	1:10.93 [6] (0:11.75)	0:59.18 [7] (0:12.46)	0:46.72 [9] (0:12.10)	0:34.62 [9] (0:11.36)	0:23.26 [7] (0:11.20)	0:12.06 [10] (0:12.06)
Average Speed [km/h]	50.5	61.3	58.3	60.9	65.0	64.4	59.7
Top Speed [km/h]	61.8	63.0	60.0	63.9	67.4	65.9	63.1
Avg. Dist. to Rail [m]	7.7	4.5	3.9	4.1	4.3	7.7	10.9
Avg. Stride Freq. [Hz]	2.1	2.2	2.1	2.2	2.2	2.3	2.2
Avg. Stride Length [m]	6.6	7.8	7.5	7.8	8.2	7.8	7.5



- [] Ranking at each section and finish
- .-.- No data available at this section
- NA No data available