

Track Rating: Good 4, Weather: , Rail Position: True Entire Course

Section														
Field Times		Overall	1600m	1400m	1200m	1000m	800m	600m	Last 600m					
		1:50.03 (0:14.08)	1:35.95 (0:11.47)	1:24.48 (0:11.92)	1:12.56 (0:12.58)	0:59.98 (0:12.74)	0:47.24 (0:12.07)	0:35.17 (0:11.57)	0:35.17					
Rank	TAB	Horse/Jockey	Barrier	Top Speed [km/h]	Fastest Section									Distance Travelled [m]
1	14	NOAH 'N' A DEEL Sean Cormack	2	65.6 400m	0:11.24 400m	1:50.03 [1] (0:14.43)	1:35.60 [7] (0:11.67)	1:23.93 [6] (0:12.09)	1:11.84 [5] (0:12.40)	0:59.44 [5] (0:12.72)	0:46.72 [5] (0:11.78)	0:34.94 [4] (0:11.51)	0:34.94	
2	8	DECEMBER DIAMOND Larry Cassidy	1	64.0 400m	0:11.42 400m	1:50.17 [2] (0:14.08)	1:36.09 [1] (0:11.63)	1:24.46 [3] (0:11.99)	1:12.47 [3] (0:12.50)	0:59.97 [3] (0:12.79)	0:47.18 [3] (0:11.93)	0:35.25 [3] (0:11.53)	0:35.25	-1
3	5	NOBLE CAT Jim Byrne	7	64.9 400m	0:11.24 400m	1:50.46 [3] (0:14.42)	1:36.04 [6] (0:11.76)	1:24.28 [7] (0:12.40)	1:11.88 [9] (0:12.45)	0:59.43 [9] (0:12.68)	0:46.75 [9] (0:12.03)	0:34.72 [9] (0:11.53)	0:34.72	+3
4	11	OUTBACK GLADIATOR Mark Du Plessis	9	65.4 600m	0:11.40 600m	1:50.48 [4] (0:14.18)	1:36.30 [4] (0:11.79)	1:24.51 [5] (0:12.37)	1:12.14 [6] (0:12.50)	0:59.64 [6] (0:12.68)	0:46.96 [6] (0:12.11)	0:34.85 [7] (0:11.40)	0:34.85	+6
5	3	MOKTAFFY James Orman	15	66.1 400m	0:11.17 400m	1:50.49 [5] (0:14.97)	1:35.52 [12] (0:11.93)	1:23.59 [12] (0:12.23)	1:11.36 [12] (0:12.62)	0:58.74 [12] (0:12.38)	0:46.36 [12] (0:12.15)	0:34.21 [12] (0:11.29)	0:34.21	+3
6	9	ENDLESS MYSTERY Kyle Wilson-Taylor	12	65.5 1600m	0:11.16 600m	1:50.54 [6] (0:14.73)	1:35.81 [11] (0:11.97)	1:23.84 [11] (0:12.10)	1:11.74 [10] (0:12.52)	0:59.22 [10] (0:12.57)	0:46.65 [11] (0:12.05)	0:34.60 [11] (0:11.16)	0:34.60	+0
7	2	JAKKALBERRY FINN Ben Thompson	5	65.0 400m	0:11.29 400m	1:50.80 [7] (0:14.57)	1:36.23 [9] (0:11.82)	1:24.41 [10] (0:12.44)	1:11.97 [11] (0:12.52)	0:59.45 [11] (0:12.42)	0:47.03 [10] (0:12.04)	0:34.99 [10] (0:11.64)	0:34.99	+6
8	6	BALMAURICE Tegan Harrison	11	65.1 1600m	0:11.59 1600m	1:51.17 [8] (0:14.16)	1:37.01 [3] (0:11.59)	1:25.42 [4] (0:12.25)	1:13.17 [4] (0:12.47)	1:00.70 [4] (0:12.71)	0:47.99 [4] (0:12.12)	0:35.87 [5] (0:11.65)	0:35.87	+6
9	4	GREEN REIGN Brodie Loy	6	65.4 1600m	0:11.41 1600m	1:51.22 [9] (0:14.21)	1:37.01 [5] (0:11.41)	1:25.60 [2] (0:11.91)	1:13.69 [1] (0:12.52)	1:01.17 [1] (0:12.75)	0:48.42 [1] (0:12.06)	0:36.36 [1] (0:11.57)	0:36.36	-5
10	13	WHISTLE HOFF Taylor Marshall	4	64.4 1600m	0:11.39 600m	1:51.24 [10] (0:14.67)	1:36.57 [10] (0:11.70)	1:24.87 [9] (0:12.19)	1:12.68 [8] (0:12.45)	1:00.23 [8] (0:12.68)	0:47.55 [8] (0:11.91)	0:35.64 [6] (0:11.39)	0:35.64	-2

Scratched: Simon Says (#12), Daintree Diva (#7), Irish Homie (#1)

Section	Overall	1600m	1400m	1200m	1000m	800m	600m	Last 600m
Field Times	1:50.03 (0:14.08)	1:35.95 (0:11.47)	1:24.48 (0:11.92)	1:12.56 (0:12.58)	0:59.98 (0:12.74)	0:47.24 (0:12.07)	0:35.17 (0:11.57)	0:35.17

[] Ranking at each section and finish
 -:-:- No data available at this section
 NA No data available

SCN Saddle cloth number
 DNF Did not finish
 DNT Did not track



Sunshine Coast QLD Professional

Race 4: SC PUNTERS CLUB Class 3 Handicap - 1800m

19 November 2022 - 13:50



Track Rating: Good 4, Weather: , Rail Position: True Entire Course

Section		Overall	1600m	1400m	1200m	1000m	800m	600m	Last 600m				
Field Times		1:50.03 (0:14.08)	1:35.95 (0:11.47)	1:24.48 (0:11.92)	1:12.56 (0:12.58)	0:59.98 (0:12.74)	0:47.24 (0:12.07)	0:35.17 (0:11.57)	0:35.17				
Rank	TAB Horse/Jockey	Barrier	Top Speed [km/h]	Fastest Section									Distance Travelled [m]
11	15 MILKA Samantha Collett	14	65.8 1600m	0:11.42 1600m	1:51.40 [11] (0:14.13)	1:37.27 [2] (0:11.42)	1:25.85 [1] (0:11.92)	1:13.93 [2] (0:12.60)	1:01.33 [2] (0:12.72)	0:48.61 [2] (0:12.07)	0:36.54 [2] (0:11.87)	0:36.54	+6
12	10 FLYING ROTHE Jaden Lloyd	10	63.8 1600m	0:11.76 1600m	1:53.99 [12] (0:14.48)	1:39.51 [8] (0:11.76)	1:27.75 [8] (0:12.25)	1:15.50 [7] (0:12.40)	1:03.10 [7] (0:12.66)	0:50.44 [7] (0:12.15)	0:38.29 [8] (0:11.86)	0:38.29	+7

Scratched: Simon Says (#12), Daintree Diva (#7), Irish Homie (#1)

[] Ranking at each section and finish
 -:-:-:- No data available at this section
 NA No data available

SCN Saddle cloth number
 DNF Did not finish
 DNT Did not track



Sunshine Coast QLD Professional

Race 4: SC PUNTERS CLUB Class 3 Handicap - 1800m

19 November 2022 - 13:50



Track Rating: Good 4, Weather: , Rail Position: True Entire Course

Section				400m	200m			Last 600m			
Field Times				0:23.60 (0:11.41)	0:12.19 (0:12.19)			0:35.17			
Rank	TAB	Horse/Jockey	Barrier	Top Speed [km/h]	Fastest Section	Margin				Distance Travelled [m]	
1	14	NOAH 'N' A DEEL Sean Cormack	2	65.6 400m	0:11.24 400m	0:23.43 [3] (0:11.24)	0:12.19 [1] (0:12.19)	1:50.03		0:34.94	
2	8	DECEMBER DIAMOND Larry Cassidy	1	64.0 400m	0:11.42 400m	0:23.72 [2] (0:11.42)	0:12.30 [2] (0:12.30)	0.14L		0:35.25	-1
3	5	NOBLE CAT Jim Byrne	7	64.9 400m	0:11.24 400m	0:23.19 [9] (0:11.24)	0:11.95 [6] (0:11.95)	0.43L		0:34.72	+3
4	11	OUTBACK GLADIATOR Mark Du Plessis	9	65.4 600m	0:11.40 600m	0:23.45 [7] (0:11.41)	0:12.04 [5] (0:12.04)	0.45L		0:34.85	+6
5	3	MOKTAFFY James Orman	15	66.1 400m	0:11.17 400m	0:22.92 [10] (0:11.17)	0:11.75 [7] (0:11.75)	0.47L		0:34.21	+3
6	9	ENDLESS MYSTERY Kyle Wilson-Taylor	12	65.5 1600m	0:11.16 600m	0:23.44 [8] (0:11.26)	0:12.18 [4] (0:12.18)	0.51L		0:34.60	+0
7	2	JAKKALBERRY FINN Ben Thompson	5	65.0 400m	0:11.29 400m	0:23.35 [11] (0:11.29)	0:12.06 [10] (0:12.06)	0.77L		0:34.99	+6
8	6	BALMAURICE Tegan Harrison	11	65.1 1600m	0:11.59 1600m	0:24.22 [6] (0:11.73)	0:12.49 [9] (0:12.49)	1.14L		0:35.87	+6
9	4	GREEN REIGN Brodie Loy	6	65.4 1600m	0:11.41 1600m	0:24.79 [1] (0:11.91)	0:12.88 [3] (0:12.88)	1.2L		0:36.36	-5
10	13	WHISTLE HOFF Taylor Marshall	4	64.4 1600m	0:11.39 600m	0:24.25 [5] (0:11.66)	0:12.59 [8] (0:12.59)	1.22L		0:35.64	-2

Scratched: Simon Says (#12), Daintree Diva (#7), Irish Homie (#1)

Report Created: Sat 19 November 2022 14:14 GMT (Note: Timing is based on position data)

Page 4/18

[] Ranking at each section and finish
 -:-:- No data available at this section
 NA No data available

SCN Saddle cloth number
 DNF Did not finish
 DNT Did not track

data processed by  TRIPLESDATA

Section	400m	200m	Last 600m
Field Times	0:23.60 (0:11.41)	0:12.19 (0:12.19)	0:35.17

[] Ranking at each section and finish
-:-:- No data available at this section
NA No data available

SCN Saddle cloth number
DNF Did not finish
DNT Did not track



Sunshine Coast QLD Professional

Race 4: SC PUNTERS CLUB Class 3 Handicap - 1800m

19 November 2022 - 13:50



Track Rating: Good 4, Weather: , Rail Position: True Entire Course

Section				400m	200m			Last 600m		
Field Times				0:23.60 (0:11.41)	0:12.19 (0:12.19)			0:35.17		
Rank	TAB	Horse/Jockey	Barrier	Top Speed [km/h]	Fastest Section	Margin				Distance Travelled [m]
11	15	MILKA Samantha Collett	14	65.8 1600m	0:11.42 1600m	0:24.67 [4] (0:11.96)	0:12.71 [11] (0:12.71)	1.37L	0:36.54	+6
12	10	FLYING ROTHE Jaden Lloyd	10	63.8 1600m	0:11.76 1600m	0:26.43 [12] (0:12.32)	0:14.11 [12] (0:14.11)	3.96L	0:38.29	+7

Scratched: Simon Says (#12), Daintree Diva (#7), Irish Homie (#1)



Horse/Jockey Name	Noah 'N' A Deel
Final Rank	1
Fastest Section Time (Section)	0:11.24 (400m)
Top Speed [km/h] (Section)	65.6 (400m)
Race State	Finished



Sunshine Coast QLD Professional

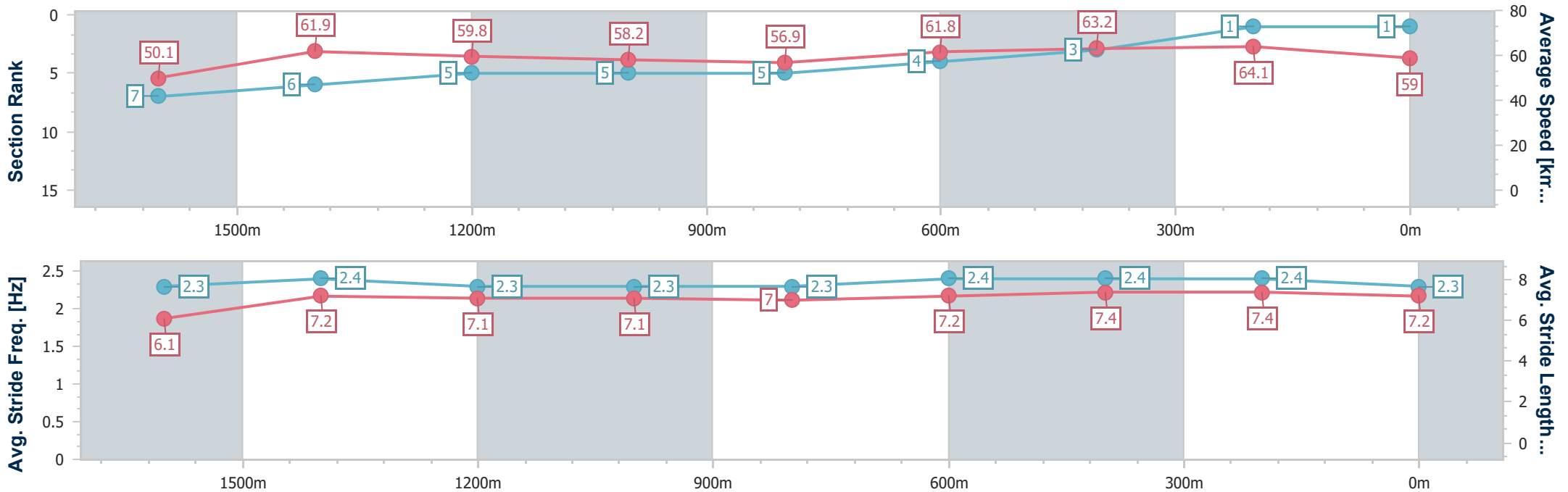
Race 4: SC PUNTERS CLUB Class 3 Handicap - 1800m



19 November 2022 - 13:50

Track Rating: Good 4, Weather: , Rail Position: True Entire Course

Section	Overall	1600m	1400m	1200m	1000m	800m	600m	400m	200m
Section Times	1:50.03 [1] (0:14.43)	1:35.60 [7] (0:11.67)	1:23.93 [6] (0:12.09)	1:11.84 [5] (0:12.40)	0:59.44 [5] (0:12.72)	0:46.72 [5] (0:11.78)	0:34.94 [4] (0:11.51)	0:23.43 [3] (0:11.24)	0:12.19 [1] (0:12.19)
Average Speed [km/h]	50.1	61.9	59.8	58.2	56.9	61.8	63.2	64.1	59.0
Top Speed [km/h]	62.0	63.6	62.1	59.4	58.1	64.2	64.7	65.6	62.2
Avg. Dist. to Rail [m]	5.6	1.3	2.3	2.3	2.3	1.8	1.7	3.6	5.3
Avg. Stride Freq. [Hz]	2.3	2.4	2.3	2.3	2.3	2.4	2.4	2.4	2.3
Avg. Stride Length [m]	6.1	7.2	7.1	7.1	7.0	7.2	7.4	7.4	7.2



- [] Ranking at each section and finish
- .-.- No data available at this section
- NA No data available



Horse/Jockey Name	December Diamond
Final Rank	2
Fastest Section Time (Section)	0:11.42 (400m)
Top Speed [km/h] (Section)	64.0 (400m)
Race State	Finished



Sunshine Coast QLD Professional

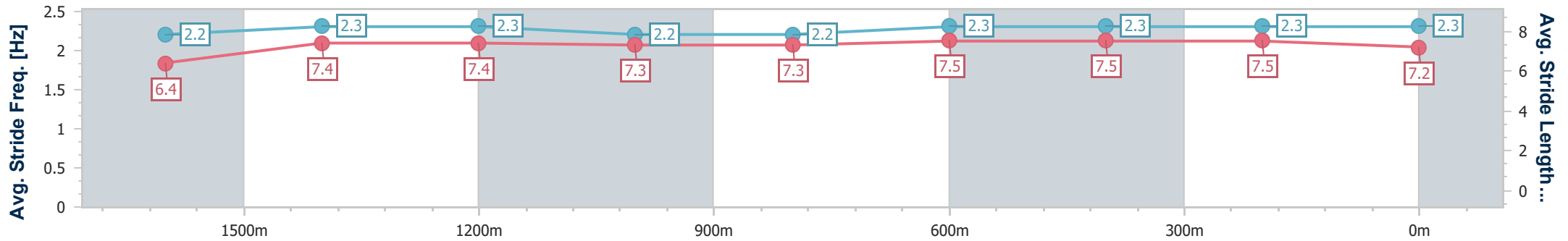
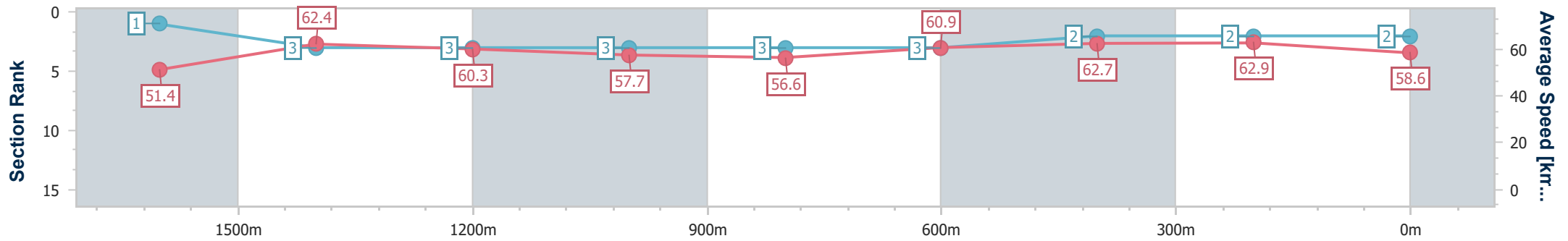
Race 4: SC PUNTERS CLUB Class 3 Handicap - 1800m



19 November 2022 - 13:50

Track Rating: Good 4, Weather: , Rail Position: True Entire Course

Section	Overall	1600m	1400m	1200m	1000m	800m	600m	400m	200m			
Section Times	1:50.17 [2] (0:14.08)	1:36.09 [1] (0:11.63)	1:24.46 [3] (0:11.99)	1:12.47 [3] (0:12.50)	0:59.97 [3] (0:12.79)	0:47.18 [3] (0:11.93)	0:35.25 [3] (0:11.53)	0:23.72 [2] (0:11.42)	0:12.30 [2] (0:12.30)			
Average Speed [km/h]	51.4	62.4	60.3	57.7	56.6	60.9	62.7	62.9	58.6			
Top Speed [km/h]	60.8	63.6	62.0	59.0	58.6	62.8	63.7	64.0	61.1			
Avg. Dist. to Rail [m]	5.6	1.8	2.3	2.3	2.2	1.4	0.6	2.2	4.0			
Avg. Stride Freq. [Hz]	2.2	2.3	2.3	2.2	2.2	2.3	2.3	2.3	2.3			
Avg. Stride Length [m]	6.4	7.4	7.4	7.3	7.3	7.5	7.5	7.5	7.2			



- [] Ranking at each section and finish
- .-.- No data available at this section
- NA No data available



Horse/Jockey Name	Noble Cat
Final Rank	3
Fastest Section Time (Section)	0:11.24 (400m)
Top Speed [km/h] (Section)	64.9 (400m)
Race State	Finished



Sunshine Coast QLD Professional

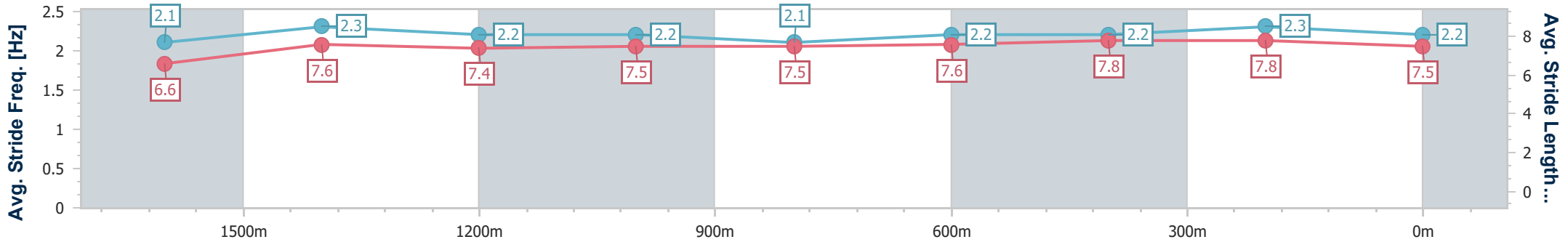
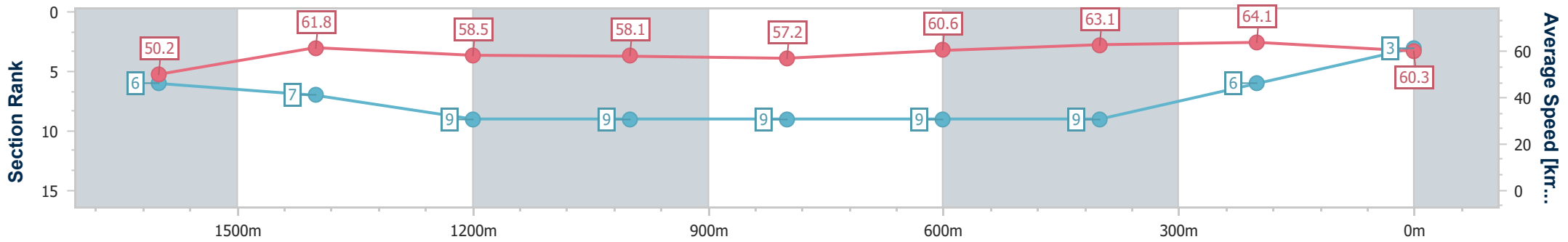
Race 4: SC PUNTERS CLUB Class 3 Handicap - 1800m



19 November 2022 - 13:50

Track Rating: Good 4, Weather: , Rail Position: True Entire Course

Section	Overall	1600m	1400m	1200m	1000m	800m	600m	400m	200m
Section Times	1:50.46 [3] (0:14.42)	1:36.04 [6] (0:11.76)	1:24.28 [7] (0:12.40)	1:11.88 [9] (0:12.45)	0:59.43 [9] (0:12.68)	0:46.75 [9] (0:12.03)	0:34.72 [9] (0:11.53)	0:23.19 [9] (0:11.24)	0:11.95 [6] (0:11.95)
Average Speed [km/h]	50.2	61.8	58.5	58.1	57.2	60.6	63.1	64.1	60.3
Top Speed [km/h]	63.0	63.8	59.8	58.6	58.4	63.6	63.9	64.9	62.4
Avg. Dist. to Rail [m]	8.0	2.9	3.4	3.3	3.2	2.3	1.4	4.7	7.1
Avg. Stride Freq. [Hz]	2.1	2.3	2.2	2.2	2.1	2.2	2.2	2.3	2.2
Avg. Stride Length [m]	6.6	7.6	7.4	7.5	7.5	7.6	7.8	7.8	7.5



- [] Ranking at each section and finish
- .-.- No data available at this section
- NA No data available



Horse/Jockey Name	Outback Gladiator
Final Rank	4
Fastest Section Time (Section)	0:11.40 (600m)
Top Speed [km/h] (Section)	65.4 (600m)
Race State	Finished



Sunshine Coast QLD Professional

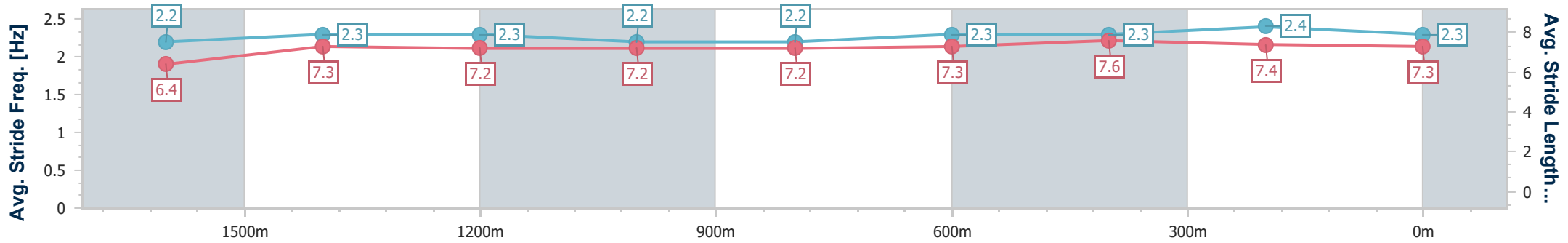
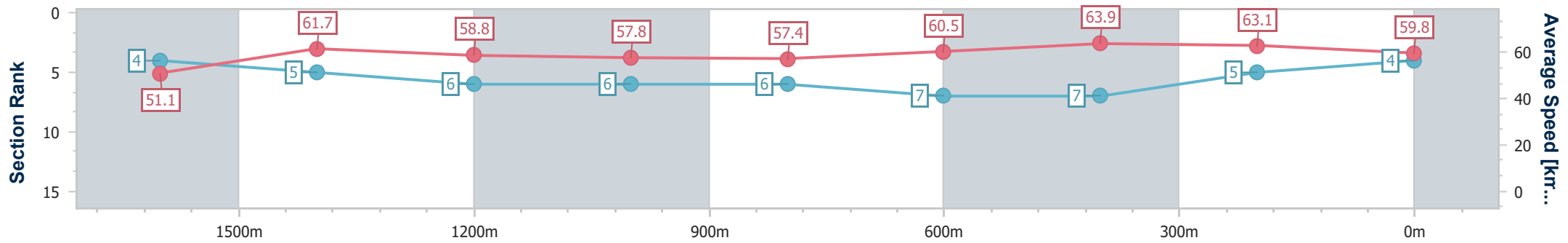
Race 4: SC PUNTERS CLUB Class 3 Handicap - 1800m



19 November 2022 - 13:50

Track Rating: Good 4, Weather: , Rail Position: True Entire Course

Section	Overall	1600m	1400m	1200m	1000m	800m	600m	400m	200m
Section Times	1:50.48 [4] (0:14.18)	1:36.30 [4] (0:11.79)	1:24.51 [5] (0:12.37)	1:12.14 [6] (0:12.50)	0:59.64 [6] (0:12.68)	0:46.96 [6] (0:12.11)	0:34.85 [7] (0:11.40)	0:23.45 [7] (0:11.41)	0:12.04 [5] (0:12.04)
Average Speed [km/h]	51.1	61.7	58.8	57.8	57.4	60.5	63.9	63.1	59.8
Top Speed [km/h]	61.0	64.1	60.9	58.6	58.7	64.1	65.4	64.5	62.9
Avg. Dist. to Rail [m]	8.6	3.0	4.0	4.2	4.2	3.1	2.0	3.6	5.8
Avg. Stride Freq. [Hz]	2.2	2.3	2.3	2.2	2.2	2.3	2.3	2.4	2.3
Avg. Stride Length [m]	6.4	7.3	7.2	7.2	7.2	7.3	7.6	7.4	7.3



- [] Ranking at each section and finish
- .-.- No data available at this section
- NA No data available



Horse/Jockey Name	Moktaffy
Final Rank	5
Fastest Section Time (Section)	0:11.17 (400m)
Top Speed [km/h] (Section)	66.1 (400m)
Race State	Finished



Sunshine Coast QLD Professional

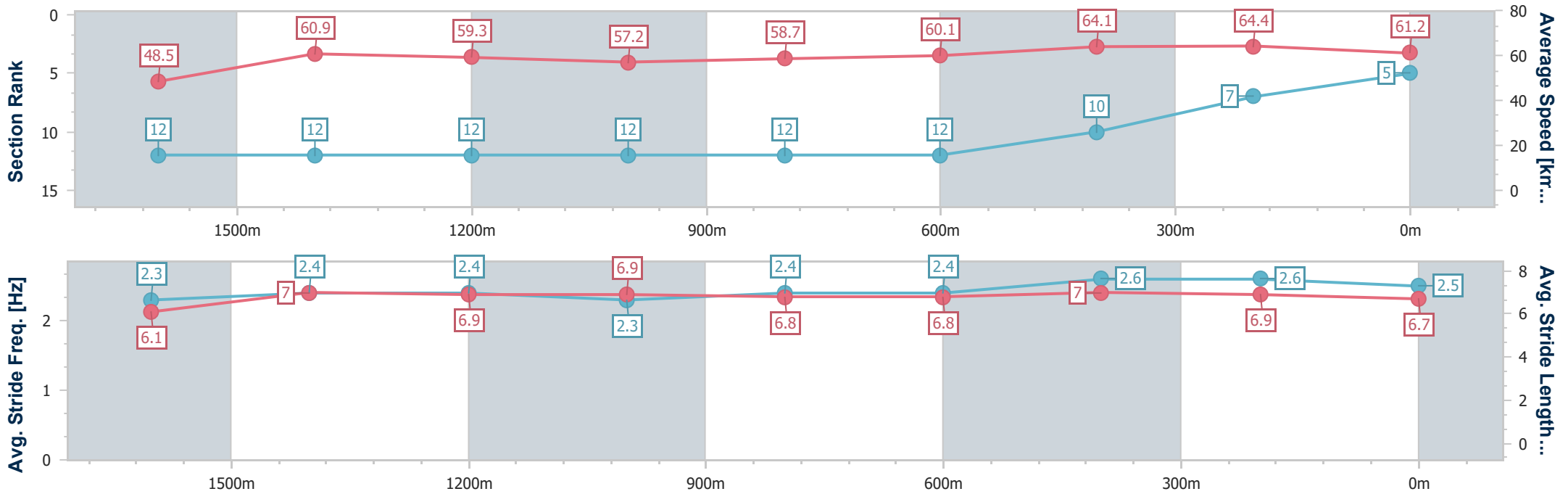
Race 4: SC PUNTERS CLUB Class 3 Handicap - 1800m



19 November 2022 - 13:50

Track Rating: Good 4, Weather: , Rail Position: True Entire Course

Section	Overall	1600m	1400m	1200m	1000m	800m	600m	400m	200m
Section Times	1:50.49 [5] (0:14.97)	1:35.52 [12] (0:11.93)	1:23.59 [12] (0:12.23)	1:11.36 [12] (0:12.62)	0:58.74 [12] (0:12.38)	0:46.36 [12] (0:12.15)	0:34.21 [12] (0:11.29)	0:22.92 [10] (0:11.17)	0:11.75 [7] (0:11.75)
Average Speed [km/h]	48.5	60.9	59.3	57.2	58.7	60.1	64.1	64.4	61.2
Top Speed [km/h]	61.2	64.2	63.6	58.3	59.6	63.7	65.8	66.1	63.6
Avg. Dist. to Rail [m]	12.3	2.3	2.8	3.1	3.3	2.3	0.8	5.0	8.1
Avg. Stride Freq. [Hz]	2.3	2.4	2.4	2.3	2.4	2.4	2.6	2.6	2.5
Avg. Stride Length [m]	6.1	7.0	6.9	6.9	6.8	6.8	7.0	6.9	6.7



- [] Ranking at each section and finish
- .-.- No data available at this section
- NA No data available



Horse/Jockey Name	Endless Mystery
Final Rank	6
Fastest Section Time (Section)	0:11.16 (600m)
Top Speed [km/h] (Section)	65.5 (1600m)
Race State	Finished



Sunshine Coast QLD Professional

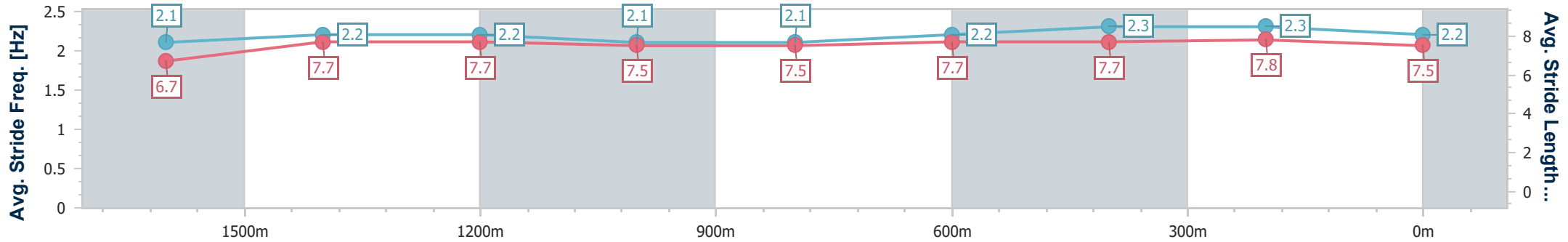
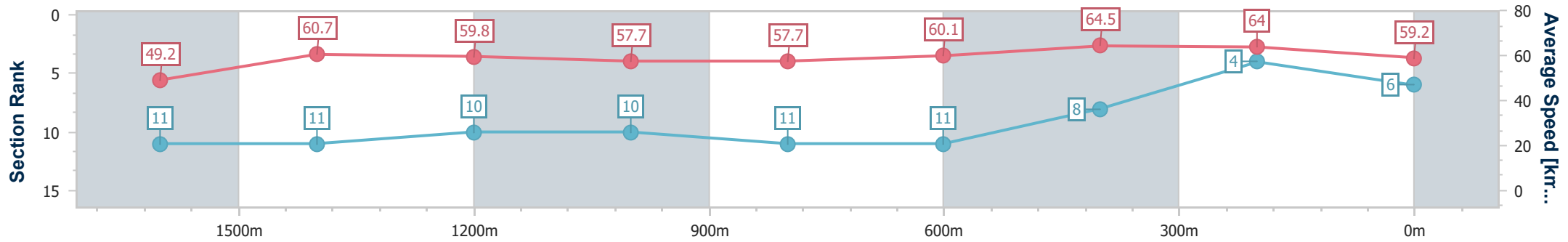
Race 4: SC PUNTERS CLUB Class 3 Handicap - 1800m



19 November 2022 - 13:50

Track Rating: Good 4, Weather: , Rail Position: True Entire Course

Section	Overall	1600m	1400m	1200m	1000m	800m	600m	400m	200m
Section Times	1:50.54 [6] (0:14.73)	1:35.81 [11] (0:11.97)	1:23.84 [11] (0:12.10)	1:11.74 [10] (0:12.52)	0:59.22 [10] (0:12.57)	0:46.65 [11] (0:12.05)	0:34.60 [11] (0:11.16)	0:23.44 [8] (0:11.26)	0:12.18 [4] (0:12.18)
Average Speed [km/h]	49.2	60.7	59.8	57.7	57.7	60.1	64.5	64.0	59.2
Top Speed [km/h]	61.7	65.5	65.3	58.4	59.1	63.8	65.4	64.9	62.5
Avg. Dist. to Rail [m]	11.0	2.5	2.5	2.8	2.7	1.3	0.5	0.5	1.1
Avg. Stride Freq. [Hz]	2.1	2.2	2.2	2.1	2.1	2.2	2.3	2.3	2.2
Avg. Stride Length [m]	6.7	7.7	7.7	7.5	7.5	7.7	7.7	7.8	7.5



- [] Ranking at each section and finish
- .-.- No data available at this section
- NA No data available



Horse/Jockey Name	Jakkalberry Finn
Final Rank	7
Fastest Section Time (Section)	0:11.29 (400m)
Top Speed [km/h] (Section)	65.0 (400m)
Race State	Finished



Sunshine Coast QLD Professional

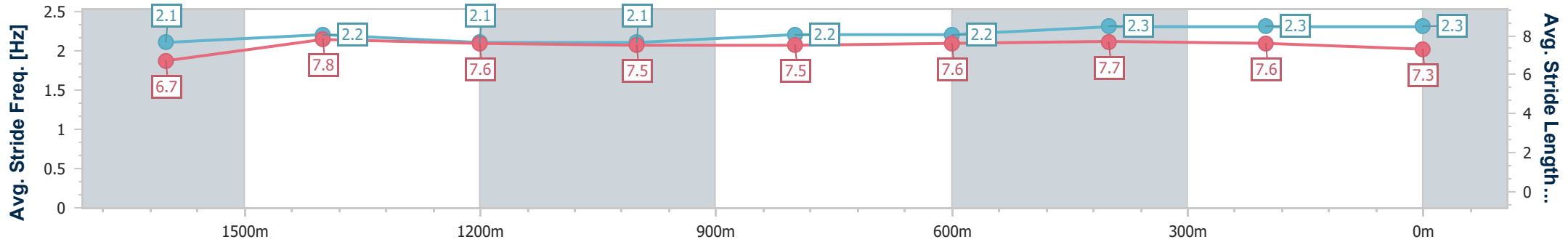
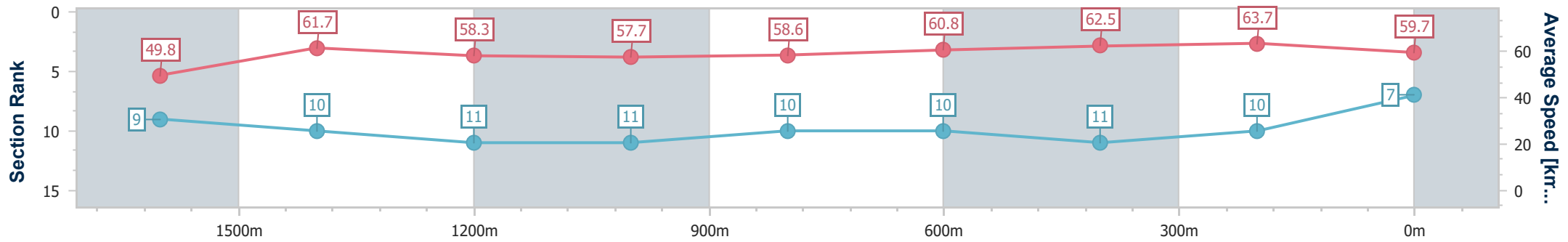
Race 4: SC PUNTERS CLUB Class 3 Handicap - 1800m



19 November 2022 - 13:50

Track Rating: Good 4, Weather: , Rail Position: True Entire Course

Section	Overall	1600m	1400m	1200m	1000m	800m	600m	400m	200m
Section Times	1:50.80 [7] (0:14.57)	1:36.23 [9] (0:11.82)	1:24.41 [10] (0:12.44)	1:11.97 [11] (0:12.52)	0:59.45 [11] (0:12.42)	0:47.03 [10] (0:12.04)	0:34.99 [10] (0:11.64)	0:23.35 [11] (0:11.29)	0:12.06 [10] (0:12.06)
Average Speed [km/h]	49.8	61.7	58.3	57.7	58.6	60.8	62.5	63.7	59.7
Top Speed [km/h]	61.3	64.8	61.6	58.6	59.5	63.4	63.3	65.0	61.4
Avg. Dist. to Rail [m]	7.6	3.2	3.6	3.4	3.6	3.0	1.4	1.3	3.1
Avg. Stride Freq. [Hz]	2.1	2.2	2.1	2.1	2.2	2.2	2.3	2.3	2.3
Avg. Stride Length [m]	6.7	7.8	7.6	7.5	7.5	7.6	7.7	7.6	7.3



- [] Ranking at each section and finish
- .-.- No data available at this section
- NA No data available



Horse/Jockey Name	Balmaurice
Final Rank	8
Fastest Section Time (Section)	0:11.59 (1600m)
Top Speed [km/h] (Section)	65.1 (1600m)
Race State	Finished



Sunshine Coast QLD Professional

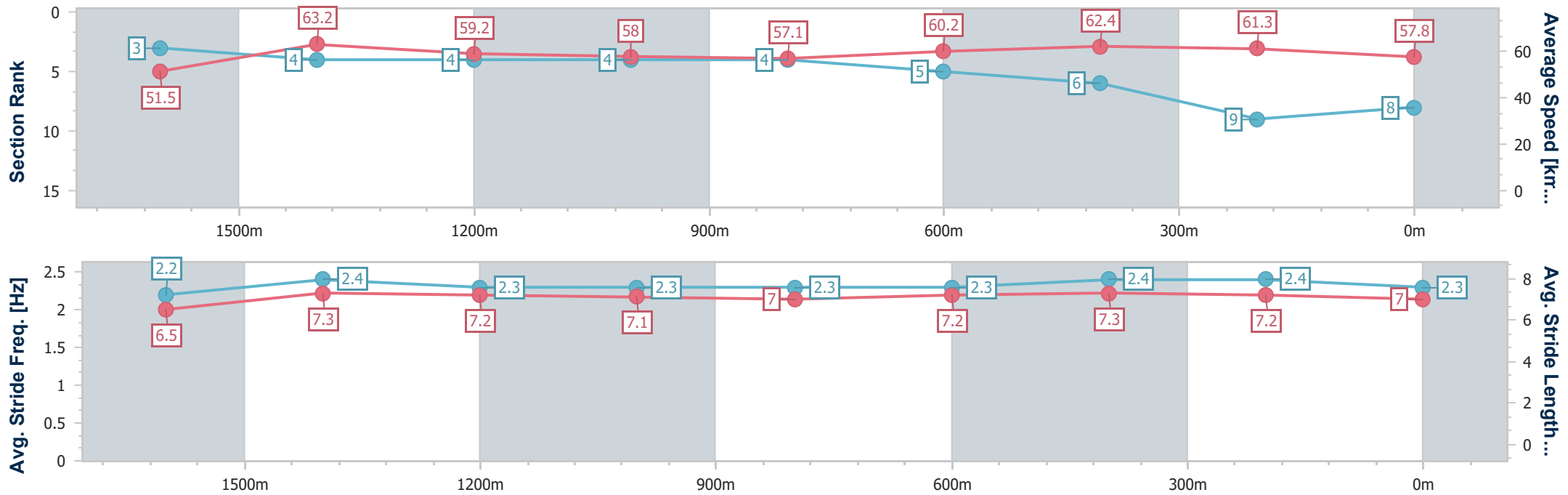
Race 4: SC PUNTERS CLUB Class 3 Handicap - 1800m



19 November 2022 - 13:50

Track Rating: Good 4, Weather: , Rail Position: True Entire Course

Section	Overall	1600m	1400m	1200m	1000m	800m	600m	400m	200m			
Section Times	1:51.17 [8] (0:14.16)	1:37.01 [3] (0:11.59)	1:25.42 [4] (0:12.25)	1:13.17 [4] (0:12.47)	1:00.70 [4] (0:12.71)	0:47.99 [4] (0:12.12)	0:35.87 [5] (0:11.65)	0:24.22 [6] (0:11.73)	0:12.49 [9] (0:12.49)			
Average Speed [km/h]	51.5	63.2	59.2	58.0	57.1	60.2	62.4	61.3	57.8			
Top Speed [km/h]	64.5	65.1	61.2	58.8	57.6	62.3	63.3	63.4	60.5			
Avg. Dist. to Rail [m]	11.5	4.3	3.3	3.1	3.1	2.4	1.5	3.5	6.5			
Avg. Stride Freq. [Hz]	2.2	2.4	2.3	2.3	2.3	2.3	2.4	2.4	2.3			
Avg. Stride Length [m]	6.5	7.3	7.2	7.1	7.0	7.2	7.3	7.2	7.0			



- [] Ranking at each section and finish
- .-.- No data available at this section
- NA No data available



Horse/Jockey Name	Green Reign
Final Rank	9
Fastest Section Time (Section)	0:11.41 (1600m)
Top Speed [km/h] (Section)	65.4 (1600m)
Race State	Finished



Sunshine Coast QLD Professional

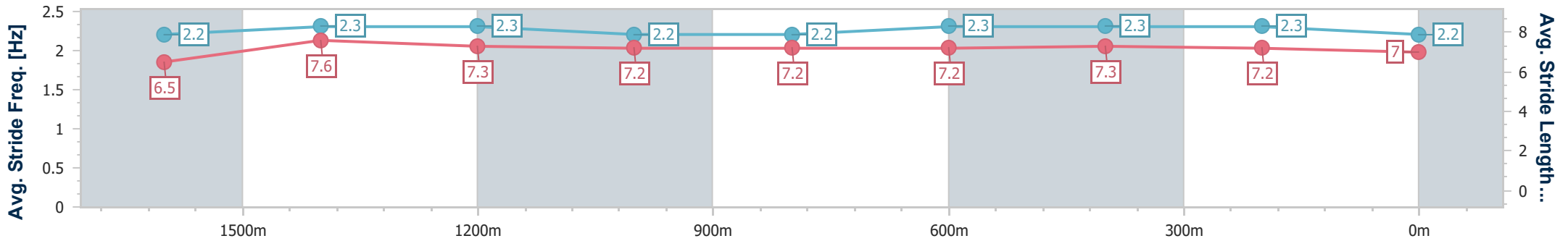
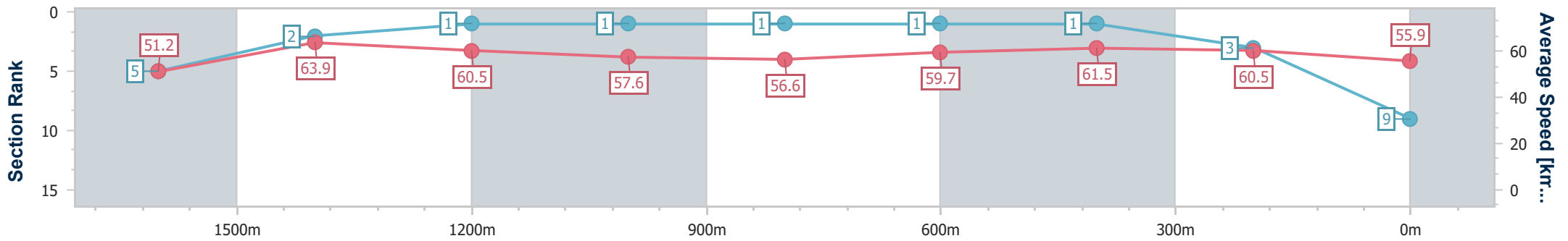
Race 4: SC PUNTERS CLUB Class 3 Handicap - 1800m



19 November 2022 - 13:50

Track Rating: Good 4, Weather: , Rail Position: True Entire Course

Section	Overall	1600m	1400m	1200m	1000m	800m	600m	400m	200m
Section Times	1:51.22 [9] (0:14.21)	1:37.01 [5] (0:11.41)	1:25.60 [2] (0:11.91)	1:13.69 [1] (0:12.52)	1:01.17 [1] (0:12.75)	0:48.42 [1] (0:12.06)	0:36.36 [1] (0:11.57)	0:24.79 [1] (0:11.91)	0:12.88 [3] (0:12.88)
Average Speed [km/h]	51.2	63.9	60.5	57.6	56.6	59.7	61.5	60.5	55.9
Top Speed [km/h]	65.0	65.4	63.9	58.8	57.5	61.9	62.6	62.8	58.2
Avg. Dist. to Rail [m]	8.1	3.0	1.7	1.0	1.0	0.7	2.1	0.9	1.5
Avg. Stride Freq. [Hz]	2.2	2.3	2.3	2.2	2.2	2.3	2.3	2.3	2.2
Avg. Stride Length [m]	6.5	7.6	7.3	7.2	7.2	7.2	7.3	7.2	7.0



- [] Ranking at each section and finish
- .-.- No data available at this section
- NA No data available



Horse/Jockey Name	Whistle Hoff
Final Rank	10
Fastest Section Time (Section)	0:11.39 (600m)
Top Speed [km/h] (Section)	64.4 (1600m)
Race State	Finished



Sunshine Coast QLD Professional

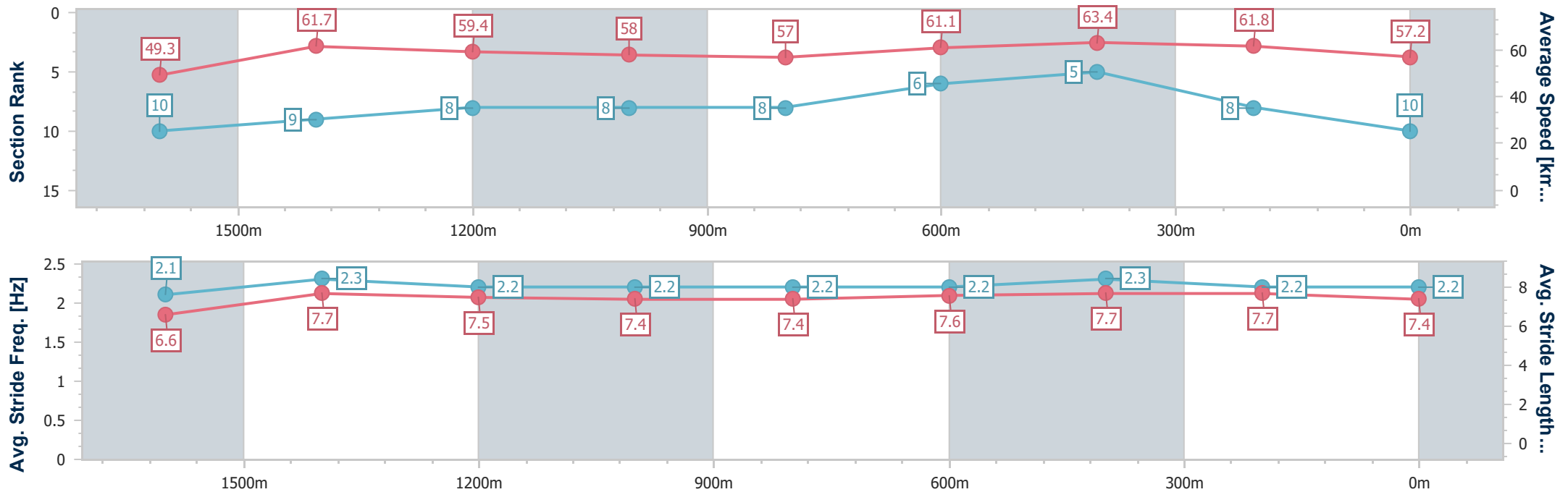
Race 4: SC PUNTERS CLUB Class 3 Handicap - 1800m



19 November 2022 - 13:50

Track Rating: Good 4, Weather: , Rail Position: True Entire Course

Section	Overall	1600m	1400m	1200m	1000m	800m	600m	400m	200m
Section Times	1:51.24 [10] (0:14.67)	1:36.57 [10] (0:11.70)	1:24.87 [9] (0:12.19)	1:12.68 [8] (0:12.45)	1:00.23 [8] (0:12.68)	0:47.55 [8] (0:11.91)	0:35.64 [6] (0:11.39)	0:24.25 [5] (0:11.66)	0:12.59 [8] (0:12.59)
Average Speed [km/h]	49.3	61.7	59.4	58.0	57.0	61.1	63.4	61.8	57.2
Top Speed [km/h]	60.5	64.4	62.8	58.4	58.9	63.7	63.9	63.3	59.4
Avg. Dist. to Rail [m]	5.6	1.3	2.3	2.3	2.2	1.5	0.7	0.5	0.3
Avg. Stride Freq. [Hz]	2.1	2.3	2.2	2.2	2.2	2.2	2.3	2.2	2.2
Avg. Stride Length [m]	6.6	7.7	7.5	7.4	7.4	7.6	7.7	7.7	7.4



- [] Ranking at each section and finish
- .-.- No data available at this section
- NA No data available



Horse/Jockey Name	Milka
Final Rank	11
Fastest Section Time (Section)	0:11.42 (1600m)
Top Speed [km/h] (Section)	65.8 (1600m)
Race State	Finished



Sunshine Coast QLD Professional

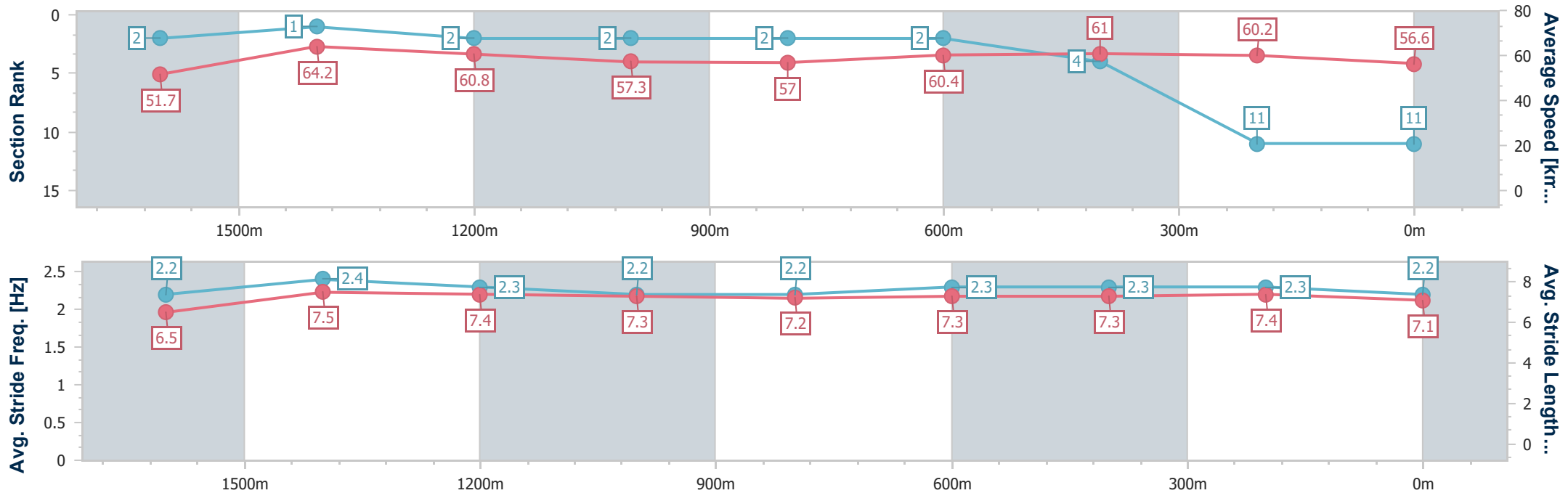
Race 4: SC PUNTERS CLUB Class 3 Handicap - 1800m



19 November 2022 - 13:50

Track Rating: Good 4, Weather: , Rail Position: True Entire Course

Section	Overall	1600m	1400m	1200m	1000m	800m	600m	400m	200m
Section Times	1:51.40 [11] (0:14.13)	1:37.27 [2] (0:11.42)	1:25.85 [1] (0:11.92)	1:13.93 [2] (0:12.60)	1:01.33 [2] (0:12.72)	0:48.61 [2] (0:12.07)	0:36.54 [2] (0:11.87)	0:24.67 [4] (0:11.96)	0:12.71 [11] (0:12.71)
Average Speed [km/h]	51.7	64.2	60.8	57.3	57.0	60.4	61.0	60.2	56.6
Top Speed [km/h]	64.0	65.8	64.5	58.8	59.5	62.0	62.0	61.1	58.5
Avg. Dist. to Rail [m]	13.0	5.0	3.1	2.8	2.8	2.1	0.7	1.3	2.9
Avg. Stride Freq. [Hz]	2.2	2.4	2.3	2.2	2.2	2.3	2.3	2.3	2.2
Avg. Stride Length [m]	6.5	7.5	7.4	7.3	7.2	7.3	7.3	7.4	7.1



- [] Ranking at each section and finish
- .-.- No data available at this section
- NA No data available



Horse/Jockey Name	Flying Rothe
Final Rank	12
Fastest Section Time (Section)	0:11.76 (1600m)
Top Speed [km/h] (Section)	63.8 (1600m)
Race State	Finished



Sunshine Coast QLD Professional

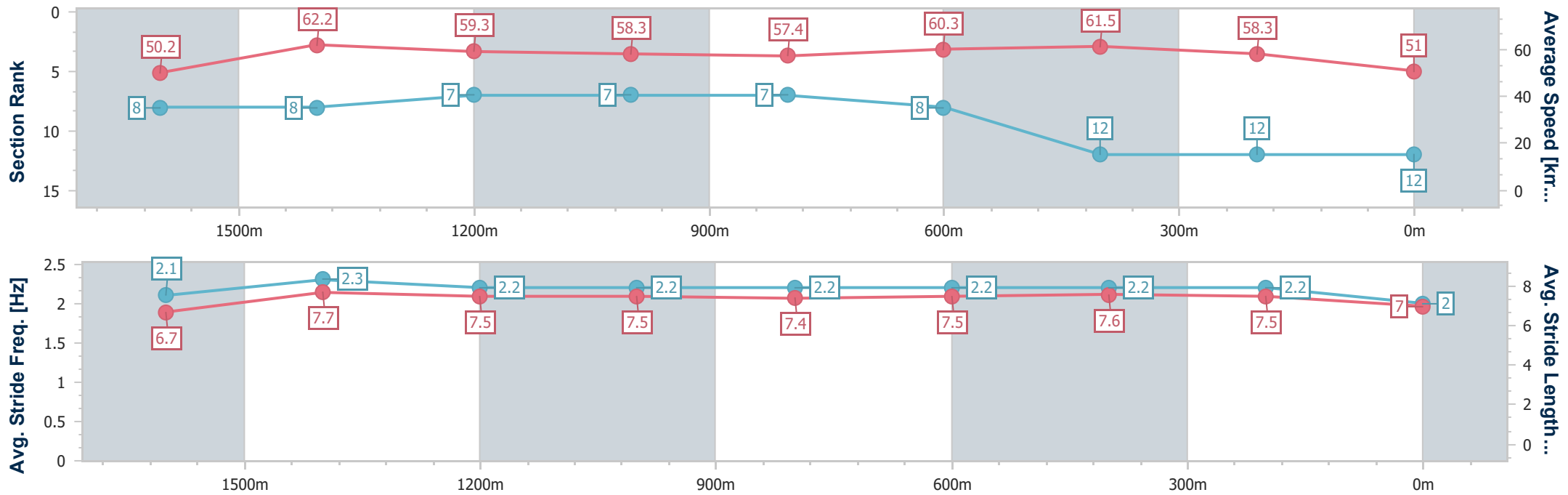
Race 4: SC PUNTERS CLUB Class 3 Handicap - 1800m



19 November 2022 - 13:50

Track Rating: Good 4, Weather: , Rail Position: True Entire Course

Section	Overall	1600m	1400m	1200m	1000m	800m	600m	400m	200m			
Section Times	1:53.99 [12] (0:14.48)	1:39.51 [8] (0:11.76)	1:27.75 [8] (0:12.25)	1:15.50 [7] (0:12.40)	1:03.10 [7] (0:12.66)	0:50.44 [7] (0:12.15)	0:38.29 [8] (0:11.86)	0:26.43 [12] (0:12.32)	0:14.11 [12] (0:14.11)			
Average Speed [km/h]	50.2	62.2	59.3	58.3	57.4	60.3	61.5	58.3	51.0			
Top Speed [km/h]	61.9	63.8	60.8	58.8	58.4	62.4	62.4	60.9	53.9			
Avg. Dist. to Rail [m]	10.1	3.9	4.3	3.4	3.4	3.1	1.7	1.9	0.7			
Avg. Stride Freq. [Hz]	2.1	2.3	2.2	2.2	2.2	2.2	2.2	2.2	2.0			
Avg. Stride Length [m]	6.7	7.7	7.5	7.5	7.4	7.5	7.6	7.5	7.0			



- [] Ranking at each section and finish
- .-.- No data available at this section
- NA No data available