



Sunshine Coast QLD Professional

Race 3: RICE BOI 3YO Handicap - 1600m

19 November 2022 - 13:14



Track Rating: Good 4, Weather: , Rail Position: True Entire Course

| Section | | | | | | | | | | | | | Overall | |
|-------------|-----|-----------------------------------|---------|------------------|-----------------|---------------------------|---------------------------|---------------------------|---------------------------|---------------------------|---------------------------|---------------------------|-----------|------------------------|
| Field Times | | | | | | | | | | | | | 1:37.30 | 1:23.75 |
| | | | | | | | | | | | | | (0:13.55) | (0:11.51) |
| | | | | | | | | | | | | | 1400m | 1200m |
| | | | | | | | | | | | | | 1:12.24 | 1:00.84 |
| | | | | | | | | | | | | | (0:12.40) | (0:12.98) |
| | | | | | | | | | | | | | 800m | 600m |
| | | | | | | | | | | | | | 0:46.86 | 0:34.17 |
| | | | | | | | | | | | | | (0:12.69) | (0:11.61) |
| | | | | | | | | | | | | | 400m | Last 600m |
| | | | | | | | | | | | | | 0:22.56 | 0:34.17 |
| | | | | | | | | | | | | | (0:10.92) | |
| Rank | TAB | Horse/Jockey | Barrier | Top Speed [km/h] | Fastest Section | Overall | 1400m | 1200m | 1000m | 800m | 600m | 400m | Last 600m | Distance Travelled [m] |
| 1 | 2 | SOOTHSAYER Boris Thornton | 7 | 66.7 400m | 0:10.92 400m | 1:37.30 [1] (0:13.55) | 1:23.75 [1] (0:11.51) | 1:12.24 [1] (0:12.40) | 0:59.84 [1] (0:12.98) | 0:46.86 [1] (0:12.69) | 0:34.17 [1] (0:11.61) | 0:22.56 [1] (0:10.92) | 0:34.17 | |
| 2 | 4 | CASH ME Ben Thompson | 8 | 67.2 Overall | 0:11.04 400m | 1:37.68 [2] (0:13.59) | 1:24.09 [2] (0:11.54) | 1:12.55 [2] (0:12.43) | 1:00.12 [2] (0:12.97) | 0:47.15 [2] (0:12.75) | 0:34.40 [2] (0:11.63) | 0:22.77 [2] (0:11.04) | 0:34.40 | +4 |
| 3 | 8 | LADY LE DA Matthew Powell | 5 | 67.3 400m | 0:11.00 400m | 1:37.73 [3] (0:13.85) | 1:23.88 [6] (0:11.50) | 1:12.38 [4] (0:12.39) | 0:59.99 [3] (0:12.96) | 0:47.03 [3] (0:12.75) | 0:34.28 [3] (0:11.73) | 0:22.55 [5] (0:11.00) | 0:34.28 | +8 |
| 4 | 7 | BIRDONAWING Stephanie Thornton | 4 | 66.1 400m | 0:11.06 400m | 1:37.89 [4] (0:13.65) | 1:24.24 [3] (0:11.66) | 1:12.58 [3] (0:12.44) | 1:00.14 [4] (0:12.96) | 0:47.18 [4] (0:12.70) | 0:34.48 [4] (0:11.59) | 0:22.89 [3] (0:11.06) | 0:34.48 | +0 |
| 5 | 3 | TAPILDOODLEDO Mark Du Plessis | 3 | 65.8 Overall | 0:11.24 400m | 1:38.08 [5] (0:13.77) | 1:24.31 [4] (0:11.59) | 1:12.72 [5] (0:12.45) | 1:00.27 [5] (0:12.92) | 0:47.35 [5] (0:12.69) | 0:34.66 [5] (0:11.68) | 0:22.98 [4] (0:11.24) | 0:34.66 | +3 |
| 6 | 10 | CLASSIQUE GAL Samantha Collett | 10 | 66.6 400m | 0:11.03 400m | 1:38.15 [6] (0:14.38) | 1:23.77 [10] (0:11.53) | 1:12.24 [10] (0:12.44) | 0:59.80 [10] (0:12.82) | 0:46.98 [9] (0:12.81) | 0:34.17 [10] (0:11.67) | 0:22.50 [10] (0:11.03) | 0:34.17 | +3 |
| 7 | 5 | SIAN STAR Tiffani Brooker | 9 | 65.8 400m | 0:11.18 400m | 1:38.28 [7] (0:13.80) | 1:24.48 [5] (0:11.62) | 1:12.86 [6] (0:12.59) | 1:00.27 [7] (0:12.95) | 0:47.32 [7] (0:12.66) | 0:34.66 [7] (0:11.71) | 0:22.95 [7] (0:11.18) | 0:34.66 | +5 |
| 8 | 6 | ROADTRIP Andrew Mallyon | 2 | 66.5 400m | 0:11.07 400m | 1:38.30 [8] (0:14.32) | 1:23.98 [9] (0:11.39) | 1:12.59 [9] (0:12.46) | 1:00.13 [9] (0:13.01) | 0:47.12 [10] (0:12.70) | 0:34.42 [9] (0:11.64) | 0:22.78 [9] (0:11.07) | 0:34.42 | -3 |
| 9 | 1 | AFFOGATO GIRL Ryan Maloney | 1 | 66.2 Overall | 0:11.18 400m | 1:38.42 [9] (0:14.05) | 1:24.37 [7] (0:11.50) | 1:12.87 [7] (0:12.45) | 1:00.42 [6] (0:12.96) | 0:47.46 [6] (0:12.68) | 0:34.78 [6] (0:11.68) | 0:23.10 [6] (0:11.18) | 0:34.78 | -1 |
| 10 | 9 | FLOP TURN RIVER Les Tilley | 6 | 65.8 400m | 0:11.22 400m | 1:38.88 [10] (0:14.10) | 1:24.78 [8] (0:11.55) | 1:13.23 [8] (0:12.38) | 1:00.85 [8] (0:12.93) | 0:47.92 [7] (0:12.66) | 0:35.26 [8] (0:11.74) | 0:23.52 [8] (0:11.22) | 0:35.26 | +3 |

[] Ranking at each section and finish
 -:-:- No data available at this section
 NA No data available

SCN Saddle cloth number
 DNF Did not finish
 DNT Did not track

| Section | Overall | 1400m | 1200m | 1000m | 800m | 600m | 400m | Last 600m |
|-------------|----------------------|----------------------|----------------------|----------------------|----------------------|----------------------|----------------------|-----------|
| Field Times | 1:37.30 (0:13.55) | 1:23.75 (0:11.51) | 1:12.24 (0:12.40) | 0:59.84 (0:12.98) | 0:46.86 (0:12.69) | 0:34.17 (0:11.61) | 0:22.56 (0:10.92) | 0:34.17 |

[] Ranking at each section and finish
 -:--:-- No data available at this section
 NA No data available

SCN Saddle cloth number
 DNF Did not finish
 DNT Did not track



Sunshine Coast QLD Professional

Race 3: RICE BOI 3YO Handicap - 1600m

19 November 2022 - 13:14



Track Rating: Good 4, Weather: , Rail Position: True Entire Course

| Section | | | | 200m | | | | Last 600m | |
|-------------|-----|-----------------------------------|---------|----------------------|--------------------|---------------------------|---------|-----------|---------------------------|
| Field Times | | | | 0:11.64 (0:11.64) | | | | 0:34.17 | |
| Rank | TAB | Horse/Jockey | Barrier | Top Speed [km/h] | Fastest Section | Margin | | | Distance Travelled [m] |
| 1 | 2 | SOOTHSAYER Boris Thornton | 7 | 66.7 400m | 0:10.92 400m | 0:11.64 [1] (0:11.64) | 1:37.30 | | 0:34.17 |
| 2 | 4 | CASH ME Ben Thompson | 8 | 67.2 Overall | 0:11.04 400m | 0:11.73 [2] (0:11.73) | 0.38L | | 0:34.40 +4 |
| 3 | 8 | LADY LE DA Matthew Powell | 5 | 67.3 400m | 0:11.00 400m | 0:11.55 [4] (0:11.55) | 0.43L | | 0:34.28 +8 |
| 4 | 7 | BIRDONAWING Stephanie Thornton | 4 | 66.1 400m | 0:11.06 400m | 0:11.83 [3] (0:11.83) | 0.59L | | 0:34.48 +0 |
| 5 | 3 | TAPILDOODLEDO Mark Du Plessis | 3 | 65.8 Overall | 0:11.24 400m | 0:11.74 [5] (0:11.74) | 0.78L | | 0:34.66 +3 |
| 6 | 10 | CLASSIQUE GAL Samantha Collett | 10 | 66.6 400m | 0:11.03 400m | 0:11.47 [10] (0:11.47) | 0.85L | | 0:34.17 +3 |
| 7 | 5 | SIAN STAR Tiffani Brooker | 9 | 65.8 400m | 0:11.18 400m | 0:11.77 [7] (0:11.77) | 0.98L | | 0:34.66 +5 |
| 8 | 6 | ROADTRIP Andrew Mallyon | 2 | 66.5 400m | 0:11.07 400m | 0:11.71 [9] (0:11.71) | 1L | | 0:34.42 -3 |
| 9 | 1 | AFFOGATO GIRL Ryan Maloney | 1 | 66.2 Overall | 0:11.18 400m | 0:11.92 [6] (0:11.92) | 1.12L | | 0:34.78 -1 |
| 10 | 9 | FLOP TURN RIVER Les Tilley | 6 | 65.8 400m | 0:11.22 400m | 0:12.30 [8] (0:12.30) | 1.58L | | 0:35.26 +3 |

[] Ranking at each section and finish
 -:-:- No data available at this section
 NA No data available

SCN Saddle cloth number
 DNF Did not finish
 DNT Did not track

| Section | 200m | Last 600m |
|-------------|----------------------|-----------|
| Field Times | 0:11.64 (0:11.64) | 0:34.17 |

[] Ranking at each section and finish
-:-:- No data available at this section
NA No data available

SCN Saddle cloth number
DNF Did not finish
DNT Did not track



| | |
|--------------------------------|----------------|
| Horse/Jockey Name | Soothsayer |
| Final Rank | 1 |
| Fastest Section Time (Section) | 0:10.92 (400m) |
| Top Speed [km/h] (Section) | 66.7 (400m) |
| Race State | Finished |



Sunshine Coast QLD Professional

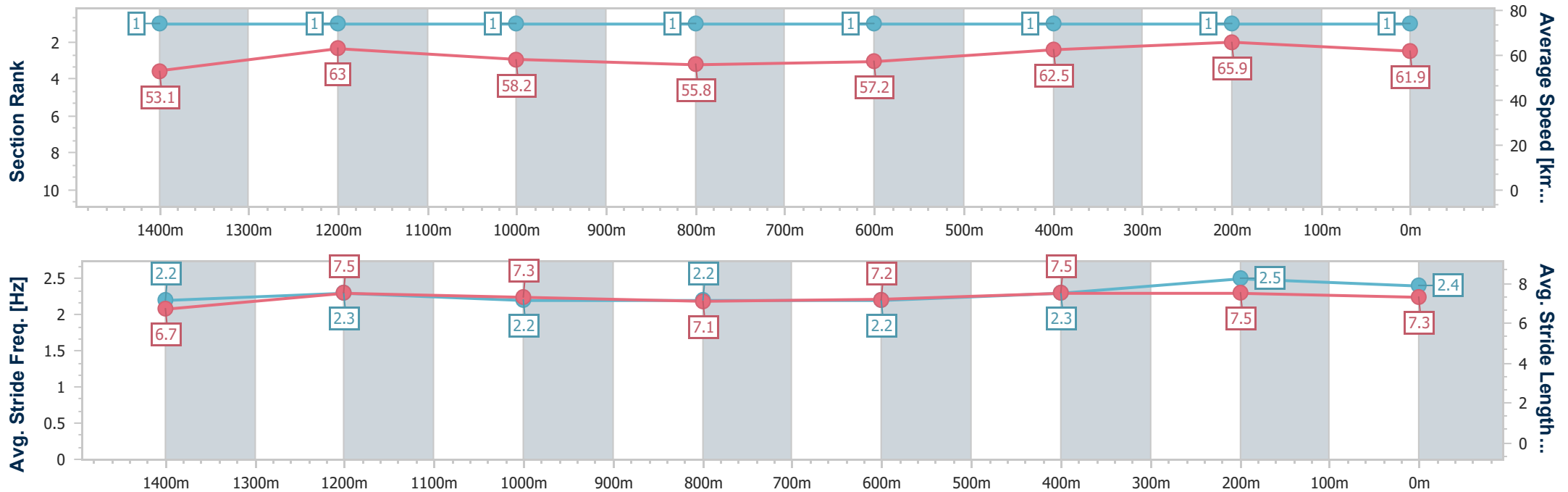
Race 3: RICE BOI 3YO Handicap - 1600m

19 November 2022 - 13:14



Track Rating: Good 4, Weather: , Rail Position: True Entire Course

| Section | Overall | 1400m | 1200m | 1000m | 800m | 600m | 400m | 200m |
|------------------------|--------------------------|--------------------------|--------------------------|--------------------------|--------------------------|--------------------------|--------------------------|--------------------------|
| Section Times | 1:37.30 [1] (0:13.55) | 1:23.75 [1] (0:11.51) | 1:12.24 [1] (0:12.40) | 0:59.84 [1] (0:12.98) | 0:46.86 [1] (0:12.69) | 0:34.17 [1] (0:11.61) | 0:22.56 [1] (0:10.92) | 0:11.64 [1] (0:11.64) |
| Average Speed [km/h] | 53.1 | 63.0 | 58.2 | 55.8 | 57.2 | 62.5 | 65.9 | 61.9 |
| Top Speed [km/h] | 66.3 | 65.6 | 59.7 | 57.0 | 59.8 | 66.3 | 66.7 | 64.8 |
| Avg. Dist. to Rail [m] | 10.1 | 2.7 | 2.2 | 2.3 | 1.7 | 1.1 | 2.2 | 2.1 |
| Avg. Stride Freq. [Hz] | 2.2 | 2.3 | 2.2 | 2.2 | 2.2 | 2.3 | 2.5 | 2.4 |
| Avg. Stride Length [m] | 6.7 | 7.5 | 7.3 | 7.1 | 7.2 | 7.5 | 7.5 | 7.3 |



- [] Ranking at each section and finish
- .-.- No data available at this section
- NA No data available



| | |
|--------------------------------|----------------|
| Horse/Jockey Name | Cash Me |
| Final Rank | 2 |
| Fastest Section Time (Section) | 0:11.04 (400m) |
| Top Speed [km/h] (Section) | 67.2 (Overall) |
| Race State | Finished |



Sunshine Coast QLD Professional

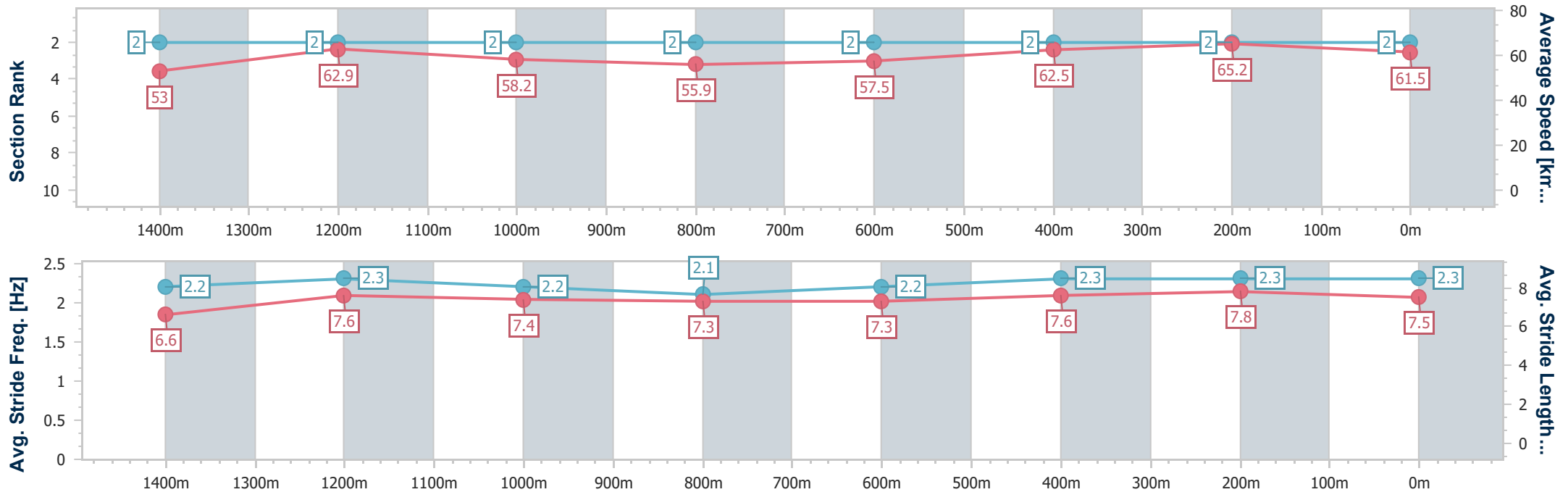
Race 3: RICE BOI 3YO Handicap - 1600m

19 November 2022 - 13:14



Track Rating: Good 4, Weather: , Rail Position: True Entire Course

| Section | Overall | 1400m | 1200m | 1000m | 800m | 600m | 400m | 200m |
|------------------------|--------------------------|--------------------------|--------------------------|--------------------------|--------------------------|--------------------------|--------------------------|--------------------------|
| Section Times | 1:37.68 [2] (0:13.59) | 1:24.09 [2] (0:11.54) | 1:12.55 [2] (0:12.43) | 1:00.12 [2] (0:12.97) | 0:47.15 [2] (0:12.75) | 0:34.40 [2] (0:11.63) | 0:22.77 [2] (0:11.04) | 0:11.73 [2] (0:11.73) |
| Average Speed [km/h] | 53.0 | 62.9 | 58.2 | 55.9 | 57.5 | 62.5 | 65.2 | 61.5 |
| Top Speed [km/h] | 67.2 | 65.5 | 59.5 | 56.8 | 60.0 | 65.2 | 65.7 | 64.3 |
| Avg. Dist. to Rail [m] | 11.4 | 3.9 | 3.6 | 3.1 | 3.1 | 1.6 | 3.8 | 5.7 |
| Avg. Stride Freq. [Hz] | 2.2 | 2.3 | 2.2 | 2.1 | 2.2 | 2.3 | 2.3 | 2.3 |
| Avg. Stride Length [m] | 6.6 | 7.6 | 7.4 | 7.3 | 7.3 | 7.6 | 7.8 | 7.5 |



- [] Ranking at each section and finish
- .-.- No data available at this section
- NA No data available



| | |
|--------------------------------|----------------|
| Horse/Jockey Name | Lady Le Da |
| Final Rank | 3 |
| Fastest Section Time (Section) | 0:11.00 (400m) |
| Top Speed [km/h] (Section) | 67.3 (400m) |
| Race State | Finished |



Sunshine Coast QLD Professional

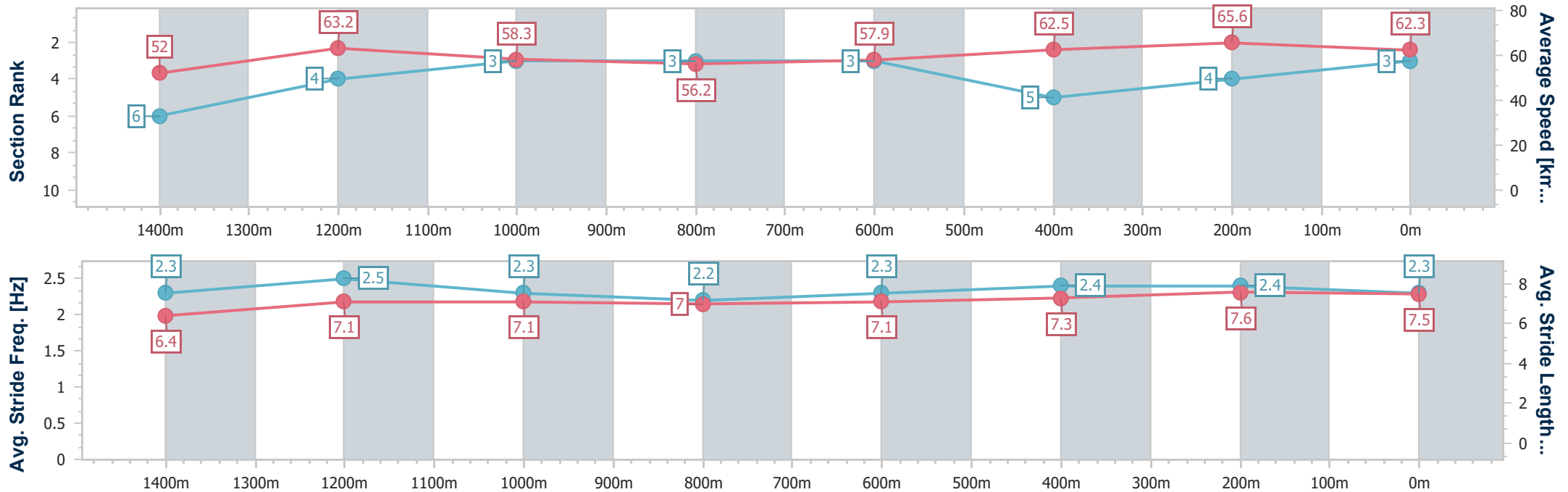
Race 3: RICE BOI 3YO Handicap - 1600m



19 November 2022 - 13:14

Track Rating: Good 4, Weather: , Rail Position: True Entire Course

| Section | Overall | 1400m | 1200m | 1000m | 800m | 600m | 400m | 200m |
|------------------------|--------------------------|--------------------------|--------------------------|--------------------------|--------------------------|--------------------------|--------------------------|--------------------------|
| Section Times | 1:37.73 [3] (0:13.85) | 1:23.88 [6] (0:11.50) | 1:12.38 [4] (0:12.39) | 0:59.99 [3] (0:12.96) | 0:47.03 [3] (0:12.75) | 0:34.28 [3] (0:11.73) | 0:22.55 [5] (0:11.00) | 0:11.55 [4] (0:11.55) |
| Average Speed [km/h] | 52.0 | 63.2 | 58.3 | 56.2 | 57.9 | 62.5 | 65.6 | 62.3 |
| Top Speed [km/h] | 65.1 | 65.4 | 63.0 | 56.8 | 60.7 | 65.8 | 67.3 | 65.6 |
| Avg. Dist. to Rail [m] | 8.6 | 4.0 | 4.3 | 4.3 | 4.2 | 3.0 | 5.2 | 7.0 |
| Avg. Stride Freq. [Hz] | 2.3 | 2.5 | 2.3 | 2.2 | 2.3 | 2.4 | 2.4 | 2.3 |
| Avg. Stride Length [m] | 6.4 | 7.1 | 7.1 | 7.0 | 7.1 | 7.3 | 7.6 | 7.5 |



- [] Ranking at each section and finish
- .-.- No data available at this section
- NA No data available



| | |
|--------------------------------|----------------|
| Horse/Jockey Name | Birdonawing |
| Final Rank | 4 |
| Fastest Section Time (Section) | 0:11.06 (400m) |
| Top Speed [km/h] (Section) | 66.1 (400m) |
| Race State | Finished |



Sunshine Coast QLD Professional

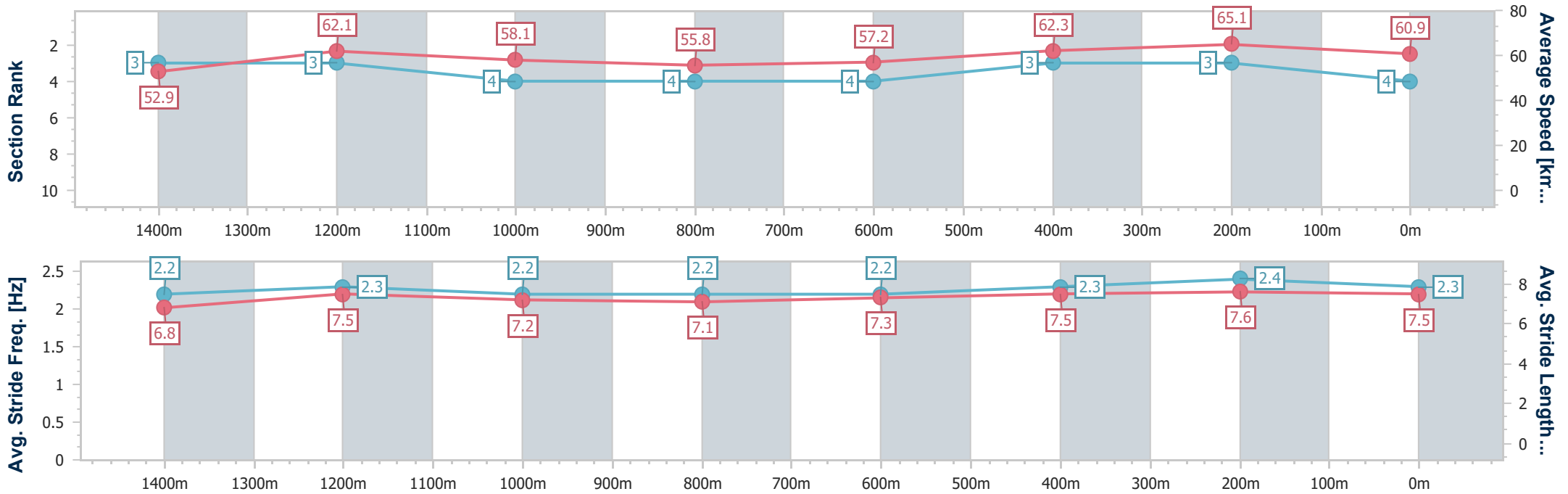
Race 3: RICE BOI 3YO Handicap - 1600m

19 November 2022 - 13:14



Track Rating: Good 4, Weather: , Rail Position: True Entire Course

| Section | Overall | 1400m | 1200m | 1000m | 800m | 600m | 400m | 200m |
|------------------------|--------------------------|--------------------------|--------------------------|--------------------------|--------------------------|--------------------------|--------------------------|--------------------------|
| Section Times | 1:37.89 [4] (0:13.65) | 1:24.24 [3] (0:11.66) | 1:12.58 [3] (0:12.44) | 1:00.14 [4] (0:12.96) | 0:47.18 [4] (0:12.70) | 0:34.48 [4] (0:11.59) | 0:22.89 [3] (0:11.06) | 0:11.83 [3] (0:11.83) |
| Average Speed [km/h] | 52.9 | 62.1 | 58.1 | 55.8 | 57.2 | 62.3 | 65.1 | 60.9 |
| Top Speed [km/h] | 64.6 | 63.6 | 59.4 | 57.1 | 59.9 | 65.2 | 66.1 | 64.3 |
| Avg. Dist. to Rail [m] | 8.0 | 2.5 | 2.3 | 2.3 | 1.6 | 0.5 | 3.0 | 4.6 |
| Avg. Stride Freq. [Hz] | 2.2 | 2.3 | 2.2 | 2.2 | 2.2 | 2.3 | 2.4 | 2.3 |
| Avg. Stride Length [m] | 6.8 | 7.5 | 7.2 | 7.1 | 7.3 | 7.5 | 7.6 | 7.5 |



- [] Ranking at each section and finish
- .-.- No data available at this section
- NA No data available



| | |
|--------------------------------|----------------|
| Horse/Jockey Name | Tapildoodleo |
| Final Rank | 5 |
| Fastest Section Time (Section) | 0:11.24 (400m) |
| Top Speed [km/h] (Section) | 65.8 (Overall) |
| Race State | Finished |



Sunshine Coast QLD Professional

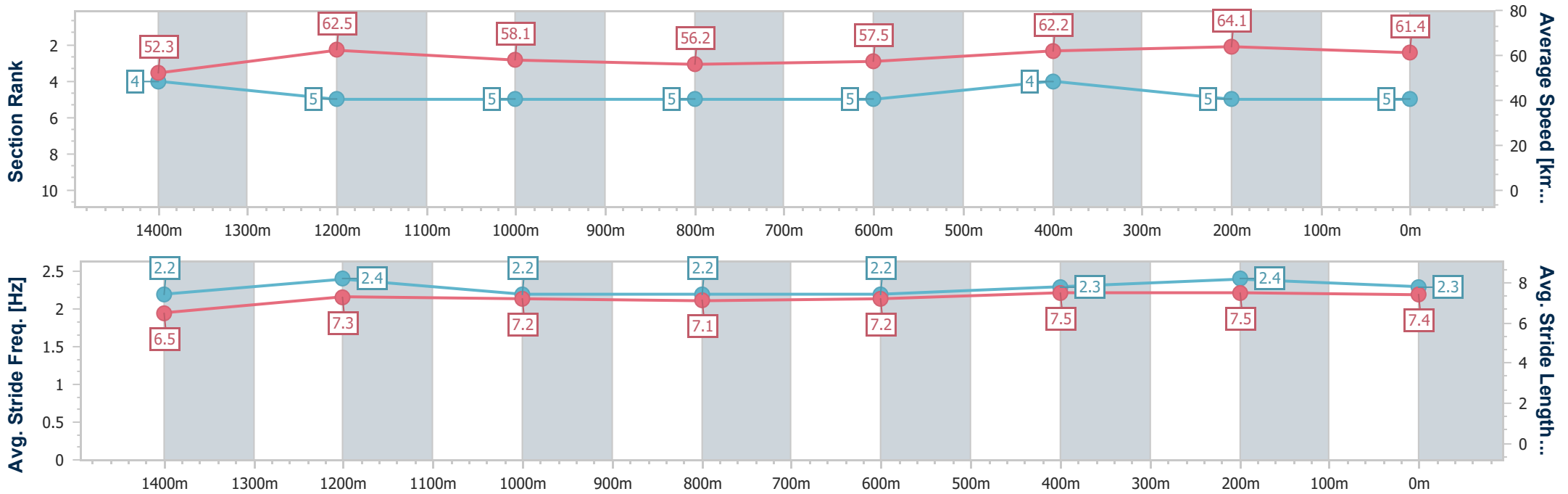
Race 3: RICE BOI 3YO Handicap - 1600m

19 November 2022 - 13:14



Track Rating: Good 4, Weather: , Rail Position: True Entire Course

| Section | Overall | 1400m | 1200m | 1000m | 800m | 600m | 400m | 200m |
|------------------------|--------------------------|--------------------------|--------------------------|--------------------------|--------------------------|--------------------------|--------------------------|--------------------------|
| Section Times | 1:38.08 [5] (0:13.77) | 1:24.31 [4] (0:11.59) | 1:12.72 [5] (0:12.45) | 1:00.27 [5] (0:12.92) | 0:47.35 [5] (0:12.69) | 0:34.66 [5] (0:11.68) | 0:22.98 [4] (0:11.24) | 0:11.74 [5] (0:11.74) |
| Average Speed [km/h] | 52.3 | 62.5 | 58.1 | 56.2 | 57.5 | 62.2 | 64.1 | 61.4 |
| Top Speed [km/h] | 65.8 | 65.7 | 60.3 | 57.2 | 59.6 | 64.6 | 64.8 | 62.9 |
| Avg. Dist. to Rail [m] | 7.2 | 3.4 | 3.1 | 3.2 | 2.5 | 1.5 | 3.3 | 4.5 |
| Avg. Stride Freq. [Hz] | 2.2 | 2.4 | 2.2 | 2.2 | 2.2 | 2.3 | 2.4 | 2.3 |
| Avg. Stride Length [m] | 6.5 | 7.3 | 7.2 | 7.1 | 7.2 | 7.5 | 7.5 | 7.4 |



- [] Ranking at each section and finish
- .-.- No data available at this section
- NA No data available



| | |
|--------------------------------|----------------|
| Horse/Jockey Name | Classique Gal |
| Final Rank | 6 |
| Fastest Section Time (Section) | 0:11.03 (400m) |
| Top Speed [km/h] (Section) | 66.6 (400m) |
| Race State | Finished |



Sunshine Coast QLD Professional

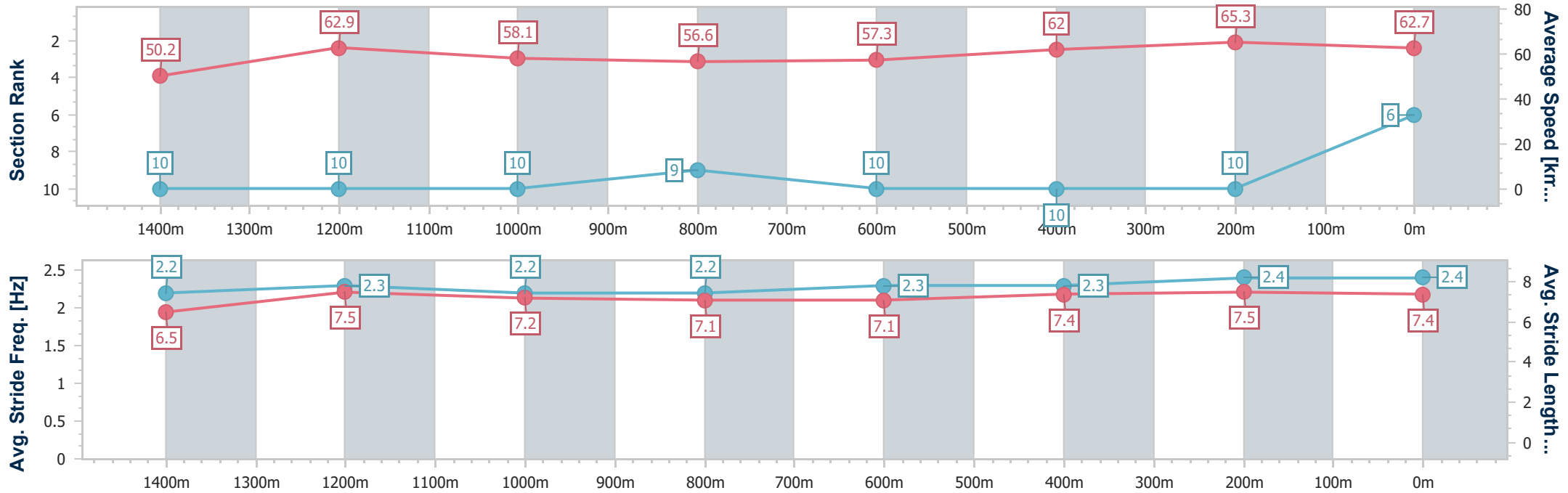
Race 3: RICE BOI 3YO Handicap - 1600m

19 November 2022 - 13:14



Track Rating: Good 4, Weather: , Rail Position: True Entire Course

| Section | Overall | 1400m | 1200m | 1000m | 800m | 600m | 400m | 200m |
|------------------------|--------------------------|---------------------------|---------------------------|---------------------------|--------------------------|---------------------------|---------------------------|---------------------------|
| Section Times | 1:38.15 [6] (0:14.38) | 1:23.77 [10] (0:11.53) | 1:12.24 [10] (0:12.44) | 0:59.80 [10] (0:12.82) | 0:46.98 [9] (0:12.81) | 0:34.17 [10] (0:11.67) | 0:22.50 [10] (0:11.03) | 0:11.47 [10] (0:11.47) |
| Average Speed [km/h] | 50.2 | 62.9 | 58.1 | 56.6 | 57.3 | 62.0 | 65.3 | 62.7 |
| Top Speed [km/h] | 63.2 | 65.2 | 59.2 | 58.1 | 61.8 | 65.1 | 66.6 | 66.4 |
| Avg. Dist. to Rail [m] | 11.1 | 3.1 | 3.3 | 3.5 | 3.2 | 0.7 | 3.6 | 7.4 |
| Avg. Stride Freq. [Hz] | 2.2 | 2.3 | 2.2 | 2.2 | 2.3 | 2.3 | 2.4 | 2.4 |
| Avg. Stride Length [m] | 6.5 | 7.5 | 7.2 | 7.1 | 7.1 | 7.4 | 7.5 | 7.4 |



- [] Ranking at each section and finish
- .-.- No data available at this section
- NA No data available



| | |
|--------------------------------|----------------|
| Horse/Jockey Name | Sian Star |
| Final Rank | 7 |
| Fastest Section Time (Section) | 0:11.18 (400m) |
| Top Speed [km/h] (Section) | 65.8 (400m) |
| Race State | Finished |



Sunshine Coast QLD Professional

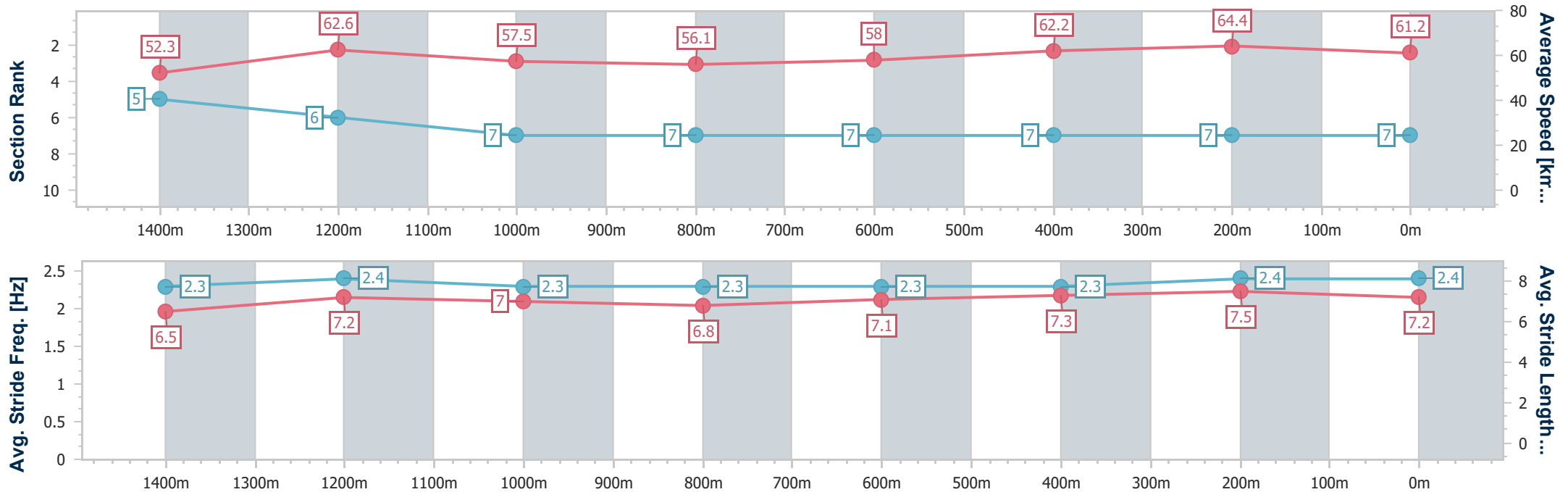
Race 3: RICE BOI 3YO Handicap - 1600m

19 November 2022 - 13:14



Track Rating: Good 4, Weather: , Rail Position: True Entire Course

| Section | Overall | 1400m | 1200m | 1000m | 800m | 600m | 400m | 200m |
|------------------------|--------------------------|--------------------------|--------------------------|--------------------------|--------------------------|--------------------------|--------------------------|--------------------------|
| Section Times | 1:38.28 [7] (0:13.80) | 1:24.48 [5] (0:11.62) | 1:12.86 [6] (0:12.59) | 1:00.27 [7] (0:12.95) | 0:47.32 [7] (0:12.66) | 0:34.66 [7] (0:11.71) | 0:22.95 [7] (0:11.18) | 0:11.77 [7] (0:11.77) |
| Average Speed [km/h] | 52.3 | 62.6 | 57.5 | 56.1 | 58.0 | 62.2 | 64.4 | 61.2 |
| Top Speed [km/h] | 65.1 | 65.6 | 59.1 | 56.8 | 60.6 | 64.9 | 65.8 | 63.3 |
| Avg. Dist. to Rail [m] | 12.5 | 5.0 | 4.3 | 3.8 | 3.1 | 1.9 | 4.0 | 6.0 |
| Avg. Stride Freq. [Hz] | 2.3 | 2.4 | 2.3 | 2.3 | 2.3 | 2.3 | 2.4 | 2.4 |
| Avg. Stride Length [m] | 6.5 | 7.2 | 7.0 | 6.8 | 7.1 | 7.3 | 7.5 | 7.2 |



- [] Ranking at each section and finish
- .-.- No data available at this section
- NA No data available



| | |
|--------------------------------|----------------|
| Horse/Jockey Name | Roadtrip |
| Final Rank | 8 |
| Fastest Section Time (Section) | 0:11.07 (400m) |
| Top Speed [km/h] (Section) | 66.5 (400m) |
| Race State | Finished |



Sunshine Coast QLD Professional

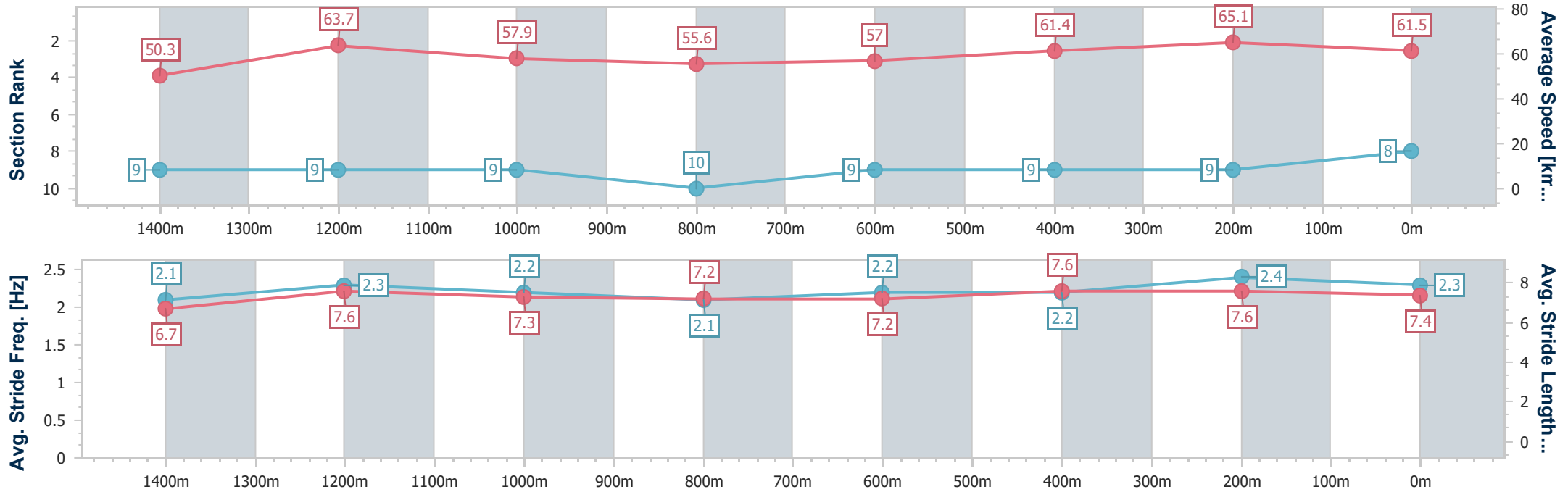
Race 3: RICE BOI 3YO Handicap - 1600m

19 November 2022 - 13:14



Track Rating: Good 4, Weather: , Rail Position: True Entire Course

| Section | Overall | 1400m | 1200m | 1000m | 800m | 600m | 400m | 200m |
|------------------------|--------------------------|--------------------------|--------------------------|--------------------------|---------------------------|--------------------------|--------------------------|--------------------------|
| Section Times | 1:38.30 [8] (0:14.32) | 1:23.98 [9] (0:11.39) | 1:12.59 [9] (0:12.46) | 1:00.13 [9] (0:13.01) | 0:47.12 [10] (0:12.70) | 0:34.42 [9] (0:11.64) | 0:22.78 [9] (0:11.07) | 0:11.71 [9] (0:11.71) |
| Average Speed [km/h] | 50.3 | 63.7 | 57.9 | 55.6 | 57.0 | 61.4 | 65.1 | 61.5 |
| Top Speed [km/h] | 65.0 | 66.4 | 59.9 | 57.1 | 60.3 | 65.2 | 66.5 | 65.3 |
| Avg. Dist. to Rail [m] | 6.7 | 2.5 | 2.6 | 2.1 | 1.1 | 1.2 | 1.6 | 4.1 |
| Avg. Stride Freq. [Hz] | 2.1 | 2.3 | 2.2 | 2.1 | 2.2 | 2.2 | 2.4 | 2.3 |
| Avg. Stride Length [m] | 6.7 | 7.6 | 7.3 | 7.2 | 7.2 | 7.6 | 7.6 | 7.4 |



- [] Ranking at each section and finish
- .-.- No data available at this section
- NA No data available



| | |
|--------------------------------|----------------|
| Horse/Jockey Name | Affgato Girl |
| Final Rank | 9 |
| Fastest Section Time (Section) | 0:11.18 (400m) |
| Top Speed [km/h] (Section) | 66.2 (Overall) |
| Race State | Finished |



Sunshine Coast QLD Professional

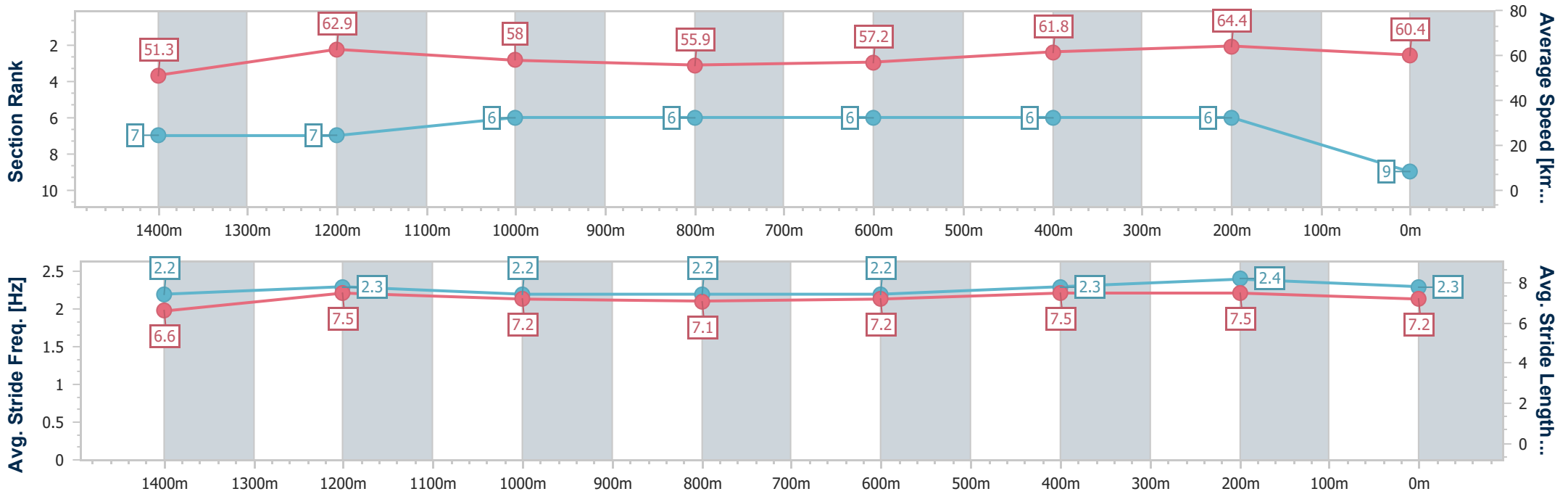
Race 3: RICE BOI 3YO Handicap - 1600m

19 November 2022 - 13:14



Track Rating: Good 4, Weather: , Rail Position: True Entire Course

| Section | Overall | 1400m | 1200m | 1000m | 800m | 600m | 400m | 200m |
|------------------------|--------------------------|--------------------------|--------------------------|--------------------------|--------------------------|--------------------------|--------------------------|--------------------------|
| Section Times | 1:38.42 [9] (0:14.05) | 1:24.37 [7] (0:11.50) | 1:12.87 [7] (0:12.45) | 1:00.42 [6] (0:12.96) | 0:47.46 [6] (0:12.68) | 0:34.78 [6] (0:11.68) | 0:23.10 [6] (0:11.18) | 0:11.92 [6] (0:11.92) |
| Average Speed [km/h] | 51.3 | 62.9 | 58.0 | 55.9 | 57.2 | 61.8 | 64.4 | 60.4 |
| Top Speed [km/h] | 66.2 | 66.2 | 59.4 | 56.9 | 59.7 | 64.2 | 66.0 | 62.9 |
| Avg. Dist. to Rail [m] | 5.5 | 2.4 | 2.3 | 2.2 | 1.5 | 0.4 | 0.9 | 1.5 |
| Avg. Stride Freq. [Hz] | 2.2 | 2.3 | 2.2 | 2.2 | 2.2 | 2.3 | 2.4 | 2.3 |
| Avg. Stride Length [m] | 6.6 | 7.5 | 7.2 | 7.1 | 7.2 | 7.5 | 7.5 | 7.2 |



- [] Ranking at each section and finish
- .-.- No data available at this section
- NA No data available



| | |
|--------------------------------|-----------------|
| Horse/Jockey Name | Flop Turn River |
| Final Rank | 10 |
| Fastest Section Time (Section) | 0:11.22 (400m) |
| Top Speed [km/h] (Section) | 65.8 (400m) |
| Race State | Finished |



Sunshine Coast QLD Professional

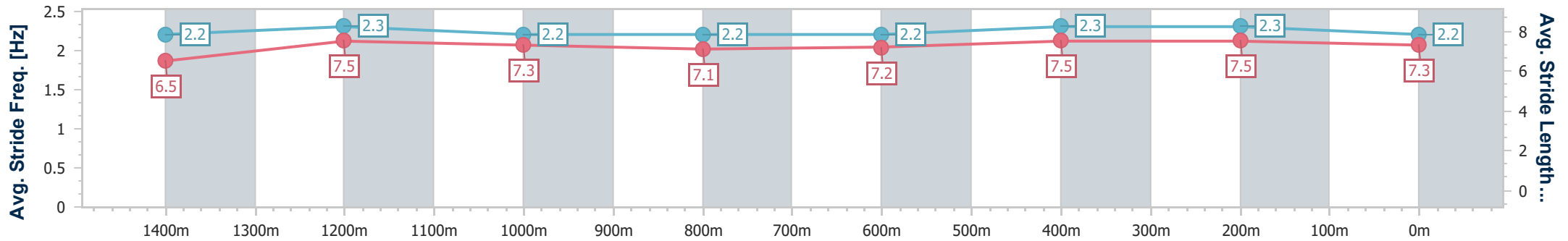
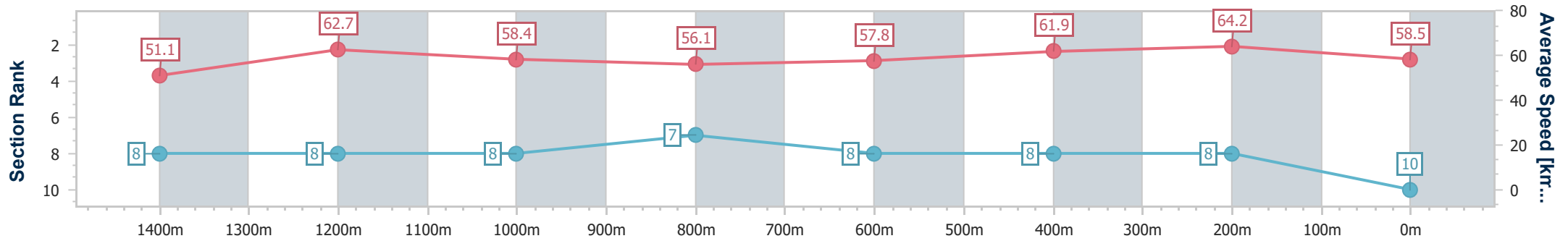
Race 3: RICE BOI 3YO Handicap - 1600m

19 November 2022 - 13:14



Track Rating: Good 4, Weather: , Rail Position: True Entire Course

| Section | Overall | 1400m | 1200m | 1000m | 800m | 600m | 400m | 200m |
|------------------------|---------------------------|--------------------------|--------------------------|--------------------------|--------------------------|--------------------------|--------------------------|--------------------------|
| Section Times | 1:38.88 [10] (0:14.10) | 1:24.78 [8] (0:11.55) | 1:13.23 [8] (0:12.38) | 1:00.85 [8] (0:12.93) | 0:47.92 [7] (0:12.66) | 0:35.26 [8] (0:11.74) | 0:23.52 [8] (0:11.22) | 0:12.30 [8] (0:12.30) |
| Average Speed [km/h] | 51.1 | 62.7 | 58.4 | 56.1 | 57.8 | 61.9 | 64.2 | 58.5 |
| Top Speed [km/h] | 65.2 | 65.3 | 59.5 | 56.8 | 60.5 | 64.5 | 65.8 | 62.0 |
| Avg. Dist. to Rail [m] | 9.4 | 3.6 | 3.3 | 3.2 | 2.6 | 1.4 | 2.3 | 3.2 |
| Avg. Stride Freq. [Hz] | 2.2 | 2.3 | 2.2 | 2.2 | 2.2 | 2.3 | 2.3 | 2.2 |
| Avg. Stride Length [m] | 6.5 | 7.5 | 7.3 | 7.1 | 7.2 | 7.5 | 7.5 | 7.3 |



- [] Ranking at each section and finish
- .-.- No data available at this section
- NA No data available