



Sunshine Coast QLD Professional

Race 2: BROWN AND HURLEY BENCHMARK 78 Handicap - 2200m

19 November 2022 - 12:40



Track Rating: GOOD (4), Weather: Fine, Rail Position: TRUE POSITION ENTIRE COURSE

Section		Overall	2000m	1800m	1600m	1400m	1200m	1000m	Last 600m					
Field Times		2:16.91 (0:13.56)	2:03.35 (0:12.17)	1:51.18 (0:12.44)	1:38.74 (0:12.73)	1:26.01 (0:12.89)	1:13.12 (0:12.53)	1:00.59 (0:12.96)	0:34.84					
Rank	TAB	Horse/Jockey	Barrier	Top Speed [km/h]	Fastest Section								Distance Travelled [m]	
1	2	IRISH HOMIE James Orman	11	64.5 400m	0:11.37 400m	2:16.91 [1] (0:13.57)	2:03.34 [2] (0:12.16)	1:51.18 [1] (0:12.44)	1:38.74 [1] (0:12.73)	1:26.01 [1] (0:12.89)	1:13.12 [1] (0:12.53)	1:00.59 [1] (0:12.96)	0:34.84	
2	5	COUP DE TONNERRE Ryan Maloney	4	64.4 400m	0:11.42 400m	2:17.32 [2] (0:13.56)	2:03.76 [1] (0:12.36)	1:51.40 [3] (0:12.67)	1:38.73 [3] (0:12.73)	1:26.00 [5] (0:12.85)	1:13.15 [4] (0:12.56)	1:00.59 [4] (0:12.84)	0:34.92	-1
3	8	FLENSBURG Angela Jones	5	64.8 400m	0:11.29 400m	2:17.43 [3] (0:14.04)	2:03.39 [7] (0:12.26)	1:51.13 [8] (0:12.72)	1:38.41 [8] (0:12.75)	1:25.66 [9] (0:13.01)	1:12.65 [10] (0:12.72)	0:59.93 [10] (0:12.83)	0:34.64	+3
4	12	GAMBU Jim Byrne	2	65.2 600m	0:11.31 400m	2:17.47 [4] (0:13.91)	2:03.56 [6] (0:12.32)	1:51.24 [6] (0:12.70)	1:38.54 [6] (0:12.61)	1:25.93 [7] (0:12.95)	1:12.98 [6] (0:12.65)	1:00.33 [7] (0:12.70)	0:35.07	+4
5	13	SACRAMENTO JOE Stephanie Thornton	9	65.5 400m	0:11.17 400m	2:17.49 [5] (0:14.59)	2:02.90 [12] (0:12.32)	1:50.58 [12] (0:12.75)	1:37.83 [12] (0:12.47)	1:25.36 [12] (0:12.91)	1:12.45 [12] (0:12.78)	0:59.67 [12] (0:12.81)	0:34.36	+4
6	9	HILLCREST AVENUE Kyle Wilson-Taylor	6	63.4 400m	0:11.49 400m	2:17.52 [6] (0:13.86)	2:03.66 [4] (0:12.11)	1:51.55 [4] (0:12.58)	1:38.97 [4] (0:12.67)	1:26.30 [3] (0:12.96)	1:13.34 [5] (0:12.69)	1:00.65 [5] (0:12.88)	0:35.11	+8
7	4	SAVVY OAK Mark Du Plessis	10	64.3 400m	0:11.38 400m	2:17.85 [7] (0:14.23)	2:03.62 [8] (0:12.30)	1:51.32 [9] (0:12.72)	1:38.60 [9] (0:12.78)	1:25.82 [11] (0:12.92)	1:12.90 [11] (0:12.83)	1:00.07 [11] (0:12.63)	0:35.02	+14
8	6	A DEEL OF HUMOUR Lani Allen	3	62.8 600m	0:11.67 400m	2:18.27 [8] (0:13.82)	2:04.45 [3] (0:12.30)	1:52.15 [5] (0:12.78)	1:39.37 [5] (0:12.64)	1:26.73 [6] (0:13.05)	1:13.68 [8] (0:12.79)	1:00.89 [9] (0:12.84)	0:35.35	+11
9	11	SIMON SAYS Jaden Lloyd	1	63.0 600m	0:11.67 400m	2:18.43 [9] (0:14.29)	2:04.14 [9] (0:12.28)	1:51.86 [10] (0:12.70)	1:39.16 [10] (0:12.46)	1:26.70 [8] (0:12.90)	1:13.80 [9] (0:12.66)	1:01.14 [8] (0:12.78)	0:35.69	+1
10	10	POPULIST Tegan Harrison	8	62.3 600m	0:11.89 400m	2:18.53 [10] (0:14.38)	2:04.15 [11] (0:12.45)	1:51.70 [11] (0:12.79)	1:38.91 [11] (0:12.40)	1:26.51 [10] (0:12.49)	1:14.02 [7] (0:12.42)	1:01.60 [6] (0:12.71)	0:36.15	+18

Scratched: Isabella's Spring (#3)

Report Created: Sat 19 November 2022 17:33 GMT (Note: Timing is based on position data)

Page 1/18

[] Ranking at each section and finish
 -:-:- No data available at this section
 NA No data available

SCN Saddle cloth number
 DNF Did not finish
 DNT Did not track

data processed by TRIPLESDATA

Section	Overall	2000m	1800m	1600m	1400m	1200m	1000m	Last 600m
Field Times	2:16.91 (0:13.56)	2:03.35 (0:12.17)	1:51.18 (0:12.44)	1:38.74 (0:12.73)	1:26.01 (0:12.89)	1:13.12 (0:12.53)	1:00.59 (0:12.96)	0:34.84

[] Ranking at each section and finish
 -:-:- No data available at this section
 NA No data available

SCN Saddle cloth number
 DNF Did not finish
 DNT Did not track



Sunshine Coast QLD Professional

Race 2: BROWN AND HURLEY BENCHMARK 78 Handicap - 2200m

19 November 2022 - 12:40



Track Rating: GOOD (4), Weather: Fine, Rail Position: TRUE POSITION ENTIRE COURSE

Section		Overall	2000m	1800m	1600m	1400m	1200m	1000m	Last 600m
Field Times		2:16.91 (0:13.56)	2:03.35 (0:12.17)	1:51.18 (0:12.44)	1:38.74 (0:12.73)	1:26.01 (0:12.89)	1:13.12 (0:12.53)	1:00.59 (0:12.96)	0:34.84

Rank	TAB	Horse/Jockey	Barrier	Top Speed [km/h]	Fastest Section	Overall	2000m	1800m	1600m	1400m	1200m	1000m	Last 600m	Distance Travelled [m]
11	1	KING'S CHARISMA Ben Thompson	7	62.4 400m	0:11.85 2000m	2:18.57 [11] (0:13.89)	2:04.68 [5] (0:11.85)	1:52.83 [2] (0:12.50)	1:40.33 [2] (0:12.71)	1:27.62 [2] (0:12.92)	1:14.70 [3] (0:12.76)	1:01.94 [3] (0:12.94)	0:36.37	+10
12	7	EVRYNOW'N'THEN Taylor Marshall	12	61.7 2000m	0:11.98 2000m	2:19.26 [12] (0:14.28)	2:04.98 [10] (0:11.98)	1:53.00 [7] (0:12.71)	1:40.29 [7] (0:12.29)	1:28.00 [4] (0:12.55)	1:15.45 [2] (0:12.56)	1:02.89 [2] (0:12.98)	0:37.12	+12

Scratched: Isabella's Spring (#3)

[] Ranking at each section and finish
 -:-:-:- No data available at this section
 NA No data available

SCN Saddle cloth number
 DNF Did not finish
 DNT Did not track



Sunshine Coast QLD Professional

Race 2: BROWN AND HURLEY BENCHMARK 78 Handicap - 2200m

19 November 2022 - 12:40



Track Rating: GOOD (4), Weather: Fine, Rail Position: TRUE POSITION ENTIRE COURSE

Section										Last 600m		
Field Times		800m	600m	400m	200m							
		0:47.63 (0:12.79)	0:34.84 (0:11.70)	0:23.14 (0:11.37)	0:11.77 (0:11.77)						0:34.84	
Rank	TAB	Horse/Jockey	Barrier	Top Speed [km/h]	Fastest Section					Margin	Distance Travelled [m]	
1	2	IRISH HOMIE James Orman	11	64.5 400m	0:11.37 400m	0:47.63 [1] (0:12.79)	0:34.84 [1] (0:11.70)	0:23.14 [1] (0:11.37)	0:11.77 [1] (0:11.77)	2:16.91	0:34.84	
2	5	COUP DE TONNERRE Ryan Maloney	4	64.4 400m	0:11.42 400m	0:47.75 [3] (0:12.83)	0:34.92 [4] (0:11.63)	0:23.29 [2] (0:11.42)	0:11.87 [2] (0:11.87)	0.41L	0:34.92	-1
3	8	FLENSBURG Angela Jones	5	64.8 400m	0:11.29 400m	0:47.10 [10] (0:12.46)	0:34.64 [9] (0:11.68)	0:22.96 [9] (0:11.29)	0:11.67 [4] (0:11.67)	0.52L	0:34.64	+3
4	12	GAMBU Jim Byrne	2	65.2 600m	0:11.31 400m	0:47.63 [7] (0:12.56)	0:35.07 [5] (0:11.87)	0:23.20 [5] (0:11.31)	0:11.89 [3] (0:11.89)	0.56L	0:35.07	+4
5	13	SACRAMENTO JOE Stephanie Thornton	9	65.5 400m	0:11.17 400m	0:46.86 [12] (0:12.50)	0:34.36 [12] (0:11.72)	0:22.64 [12] (0:11.17)	0:11.47 [6] (0:11.47)	0.58L	0:34.36	+4
6	9	HILLCREST AVENUE Kyle Wilson-Taylor	6	63.4 400m	0:11.49 400m	0:47.77 [6] (0:12.66)	0:35.11 [7] (0:11.81)	0:23.30 [6] (0:11.49)	0:11.81 [5] (0:11.81)	0.61L	0:35.11	+8
7	4	SAVVY OAK Mark Du Plessis	10	64.3 400m	0:11.38 400m	0:47.44 [11] (0:12.42)	0:35.02 [10] (0:11.78)	0:23.24 [10] (0:11.38)	0:11.86 [7] (0:11.86)	0.94L	0:35.02	+14
8	6	A DEEL OF HUMOUR Lani Allen	3	62.8 600m	0:11.67 400m	0:48.05 [9] (0:12.70)	0:35.35 [11] (0:11.72)	0:23.63 [11] (0:11.67)	0:11.96 [12] (0:11.96)	1.36L	0:35.35	+11
9	11	SIMON SAYS Jaden Lloyd	1	63.0 600m	0:11.67 400m	0:48.36 [8] (0:12.67)	0:35.69 [8] (0:11.69)	0:24.00 [8] (0:11.67)	0:12.33 [9] (0:12.33)	1.52L	0:35.69	+1
10	10	POPULIST Tegan Harrison	8	62.3 600m	0:11.89 400m	0:48.89 [5] (0:12.74)	0:36.15 [6] (0:11.98)	0:24.17 [7] (0:11.89)	0:12.28 [10] (0:12.28)	1.62L	0:36.15	+18

Scratched: Isabella's Spring (#3)

Report Created: Sat 19 November 2022 17:33 GMT (Note: Timing is based on position data)

Page 4/18

[] Ranking at each section and finish
 -:-:- No data available at this section
 NA No data available

SCN Saddle cloth number
 DNF Did not finish
 DNT Did not track

data processed by  TRIPLESDATA

Section	800m	600m	400m	200m	Last 600m
Field Times	0:47.63 (0:12.79)	0:34.84 (0:11.70)	0:23.14 (0:11.37)	0:11.77 (0:11.77)	0:34.84

[] Ranking at each section and finish
 -:-:- No data available at this section
 NA No data available

SCN Saddle cloth number
 DNF Did not finish
 DNT Did not track



Sunshine Coast QLD Professional

Race 2: BROWN AND HURLEY BENCHMARK 78 Handicap - 2200m

19 November 2022 - 12:40



Track Rating: GOOD (4), Weather: Fine, Rail Position: TRUE POSITION ENTIRE COURSE

Section		800m	600m	400m	200m	Last 600m					
Field Times		0:47.63 (0:12.79)	0:34.84 (0:11.70)	0:23.14 (0:11.37)	0:11.77 (0:11.77)	0:34.84					
Rank	TAB Horse/Jockey	Barrier	Top Speed [km/h]	Fastest Section	Margin				Distance Travelled [m]		
11	1 KING'S CHARISMA Ben Thompson	7	62.4 400m	0:11.85 2000m	0:49.00 [4] (0:12.63)	0:36.37 [3] (0:11.94)	0:24.43 [3] (0:11.89)	0:12.54 [8] (0:12.54)	1.66L	0:36.37	+10
12	7 EVRYNOW'N'THEN Taylor Marshall	12	61.7 2000m	0:11.98 2000m	0:49.91 [2] (0:12.79)	0:37.12 [2] (0:12.00)	0:25.12 [4] (0:12.12)	0:13.00 [10] (0:13.00)	2.35L	0:37.12	+12

Scratched: Isabella's Spring (#3)

[] Ranking at each section and finish
 -:-:-:- No data available at this section
 NA No data available

SCN Saddle cloth number
 DNF Did not finish
 DNT Did not track



Horse/Jockey Name	Irish Homie
Final Rank	1
Fastest Section Time (Section)	0:11.37 (400m)
Top Speed [km/h] (Section)	64.5 (400m)
Race State	Finished



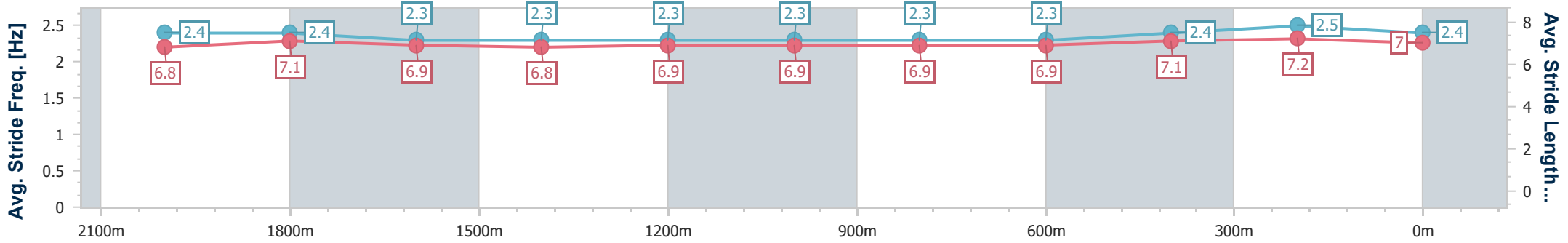
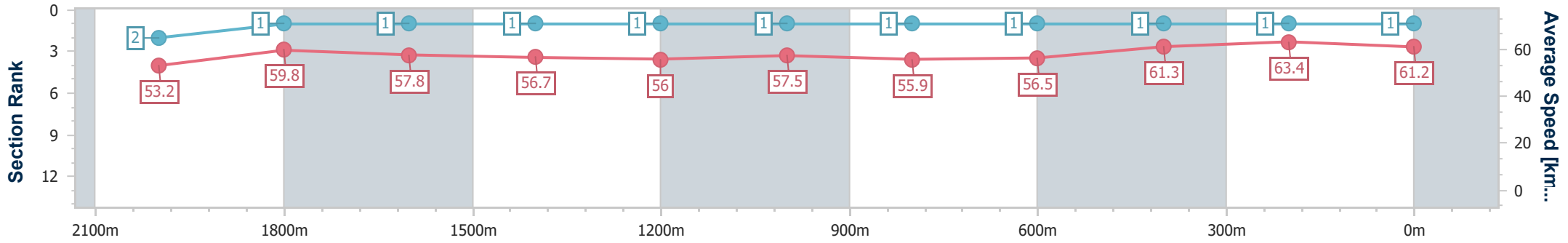
Sunshine Coast QLD Professional
 Race 2: BROWN AND HURLEY BENCHMARK 78 Handicap - 2200m



19 November 2022 - 12:40

Track Rating: GOOD (4), Weather: Fine, Rail Position: TRUE
 POSITION ENTIRE COURSE

Section	Overall	2000m	1800m	1600m	1400m	1200m	1000m	800m	600m	400m	200m		
Section Times	2:16.91 [1] (0:13.57)	2:03.34 [2] (0:12.16)	1:51.18 [1] (0:12.44)	1:38.74 [1] (0:12.73)	1:26.01 [1] (0:12.89)	1:13.12 [1] (0:12.53)	1:00.59 [1] (0:12.96)	0:47.63 [1] (0:12.79)	0:34.84 [1] (0:11.70)	0:23.14 [1] (0:11.37)	0:11.77 [1] (0:11.77)		
Average Speed [km/h]	53.2	59.8	57.8	56.7	56.0	57.5	55.9	56.5	61.3	63.4	61.2		
Top Speed [km/h]	61.6	61.5	59.1	57.8	57.7	58.9	56.9	58.2	62.9	64.5	63.1		
Avg. Dist. to Rail [m]	16.0	4.0	0.4	1.0	1.4	1.4	2.0	0.8	0.6	1.7	3.5		
Avg. Stride Freq. [Hz]	2.4	2.4	2.3	2.3	2.3	2.3	2.3	2.3	2.4	2.5	2.4		
Avg. Stride Length [m]	6.8	7.1	6.9	6.8	6.9	6.9	6.9	6.9	7.1	7.2	7.0		



- [] Ranking at each section and finish
- .-.- No data available at this section
- NA No data available



Horse/Jockey Name	Coup De Tonnerre
Final Rank	2
Fastest Section Time (Section)	0:11.42 (400m)
Top Speed [km/h] (Section)	64.4 (400m)
Race State	Finished



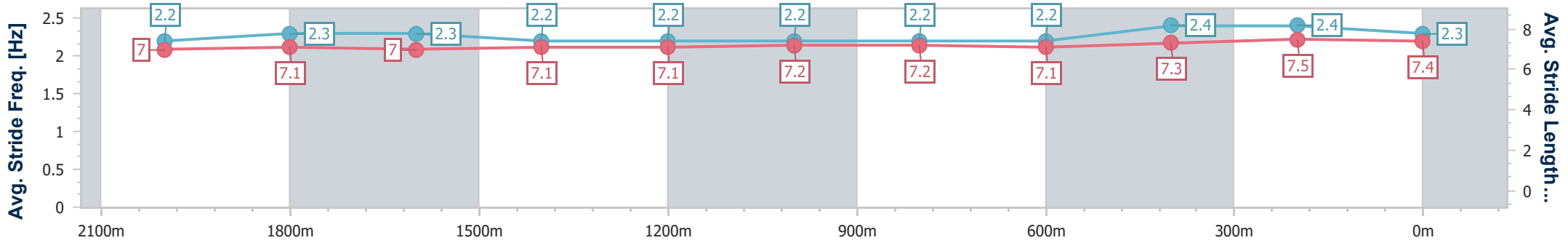
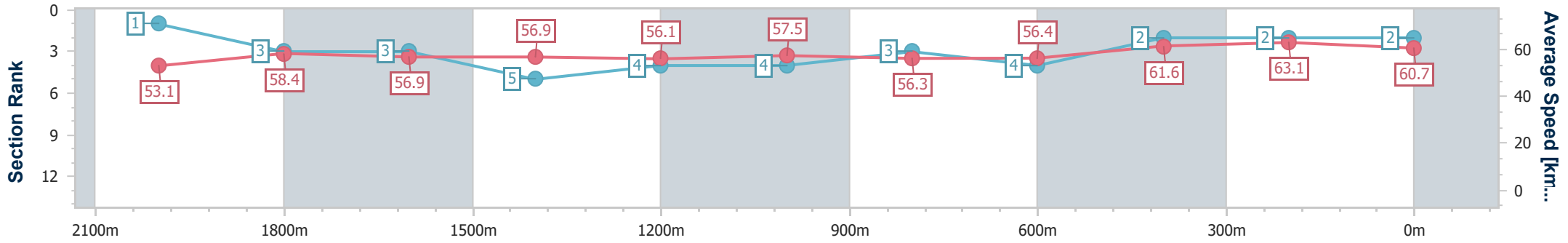
Sunshine Coast QLD Professional
Race 2: BROWN AND HURLEY BENCHMARK 78 Handicap - 2200m



19 November 2022 - 12:40

Track Rating: GOOD (4), Weather: Fine, Rail Position: TRUE
POSITION ENTIRE COURSE

Section	Overall	2000m	1800m	1600m	1400m	1200m	1000m	800m	600m	400m	200m	
Section Times	2:17.32 [2] (0:13.56)	2:03.76 [1] (0:12.36)	1:51.40 [3] (0:12.67)	1:38.73 [3] (0:12.73)	1:26.00 [5] (0:12.85)	1:13.15 [4] (0:12.56)	1:00.59 [4] (0:12.84)	0:47.75 [3] (0:12.83)	0:34.92 [4] (0:11.63)	0:23.29 [2] (0:11.42)	0:11.87 [2] (0:11.87)	
Average Speed [km/h]	53.1	58.4	56.9	56.9	56.1	57.5	56.3	56.4	61.6	63.1	60.7	
Top Speed [km/h]	60.2	60.2	57.7	58.5	57.7	59.4	60.2	58.6	64.4	64.4	62.2	
Avg. Dist. to Rail [m]	7.3	1.6	0.4	1.6	1.4	1.0	2.0	1.2	0.8	2.1	4.8	
Avg. Stride Freq. [Hz]	2.2	2.3	2.3	2.2	2.2	2.2	2.2	2.2	2.4	2.4	2.3	
Avg. Stride Length [m]	7.0	7.1	7.0	7.1	7.1	7.2	7.2	7.1	7.3	7.5	7.4	



- [] Ranking at each section and finish
- .-.- No data available at this section
- NA No data available



Horse/Jockey Name	Flensburg
Final Rank	3
Fastest Section Time (Section)	0:11.29 (400m)
Top Speed [km/h] (Section)	64.8 (400m)
Race State	Finished



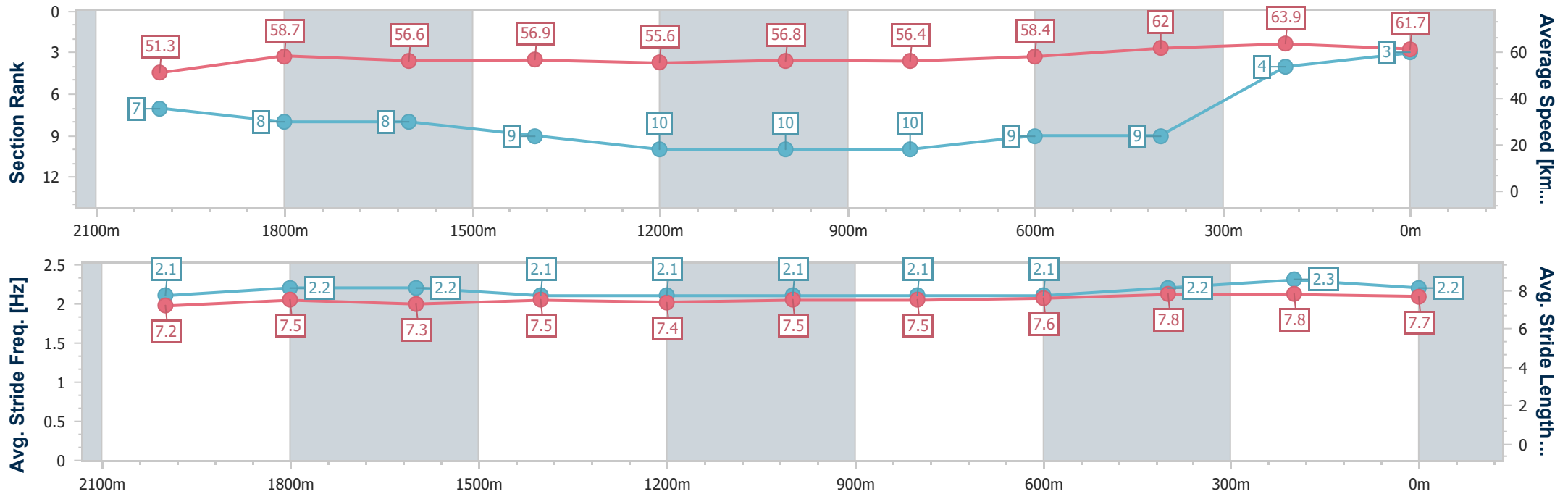
Sunshine Coast QLD Professional
 Race 2: BROWN AND HURLEY BENCHMARK 78 Handicap - 2200m



19 November 2022 - 12:40

Track Rating: GOOD (4), Weather: Fine, Rail Position: TRUE
 POSITION ENTIRE COURSE

Section	Overall	2000m	1800m	1600m	1400m	1200m	1000m	800m	600m	400m	200m	
Section Times	2:17.43 [3] (0:14.04)	2:03.39 [7] (0:12.26)	1:51.13 [8] (0:12.72)	1:38.41 [8] (0:12.75)	1:25.66 [9] (0:13.01)	1:12.65 [10] (0:12.72)	0:59.93 [10] (0:12.83)	0:47.10 [10] (0:12.46)	0:34.64 [9] (0:11.68)	0:22.96 [9] (0:11.29)	0:11.67 [4] (0:11.67)	
Average Speed [km/h]	51.3	58.7	56.6	56.9	55.6	56.8	56.4	58.4	62.0	63.9	61.7	
Top Speed [km/h]	60.0	59.8	58.3	57.8	57.8	57.5	58.0	62.1	63.4	64.8	63.5	
Avg. Dist. to Rail [m]	6.3	0.5	0.4	2.0	2.5	2.8	2.4	1.7	1.1	4.9	8.0	
Avg. Stride Freq. [Hz]	2.1	2.2	2.2	2.1	2.1	2.1	2.1	2.1	2.2	2.3	2.2	
Avg. Stride Length [m]	7.2	7.5	7.3	7.5	7.4	7.5	7.5	7.6	7.8	7.8	7.7	



- [] Ranking at each section and finish
- .-.- No data available at this section
- NA No data available



Horse/Jockey Name	Gambu
Final Rank	4
Fastest Section Time (Section)	0:11.31 (400m)
Top Speed [km/h] (Section)	65.2 (600m)
Race State	Finished



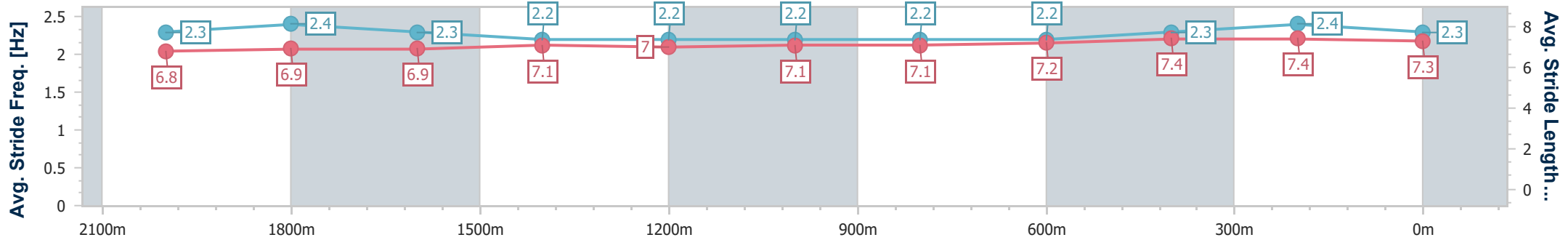
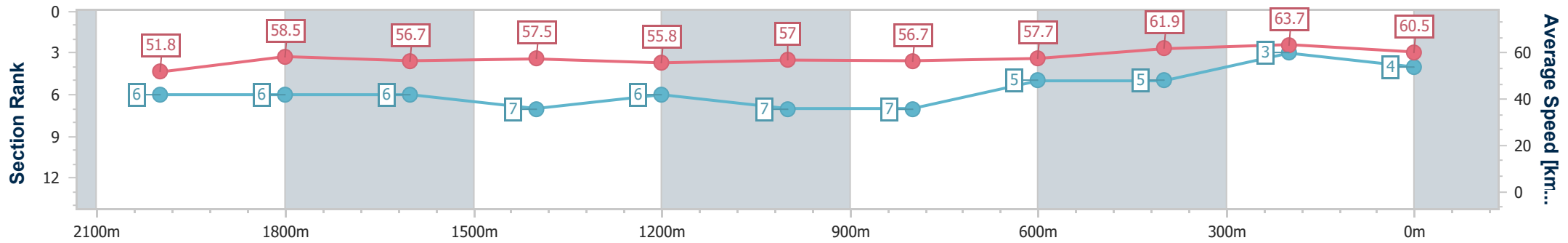
Sunshine Coast QLD Professional
 Race 2: BROWN AND HURLEY BENCHMARK 78 Handicap - 2200m



19 November 2022 - 12:40

Track Rating: GOOD (4), Weather: Fine, Rail Position: TRUE
 POSITION ENTIRE COURSE

Section	Overall	2000m	1800m	1600m	1400m	1200m	1000m	800m	600m	400m	200m		
Section Times	2:17.47 [4] (0:13.91)	2:03.56 [6] (0:12.32)	1:51.24 [6] (0:12.70)	1:38.54 [6] (0:12.61)	1:25.93 [7] (0:12.95)	1:12.98 [6] (0:12.65)	1:00.33 [7] (0:12.70)	0:47.63 [7] (0:12.56)	0:35.07 [5] (0:11.87)	0:23.20 [5] (0:11.31)	0:11.89 [3] (0:11.89)		
Average Speed [km/h]	51.8	58.5	56.7	57.5	55.8	57.0	56.7	57.7	61.9	63.7	60.5		
Top Speed [km/h]	59.3	60.4	59.0	59.9	56.7	58.6	58.0	59.7	65.2	65.1	62.3		
Avg. Dist. to Rail [m]	4.3	0.6	0.2	1.9	1.7	1.3	0.6	0.9	3.4	6.9	8.5		
Avg. Stride Freq. [Hz]	2.3	2.4	2.3	2.2	2.2	2.2	2.2	2.2	2.3	2.4	2.3		
Avg. Stride Length [m]	6.8	6.9	6.9	7.1	7.0	7.1	7.1	7.2	7.4	7.4	7.3		



- [] Ranking at each section and finish
- .-.- No data available at this section
- NA No data available



Horse/Jockey Name	Sacramento Joe
Final Rank	5
Fastest Section Time (Section)	0:11.17 (400m)
Top Speed [km/h] (Section)	65.5 (400m)
Race State	Finished



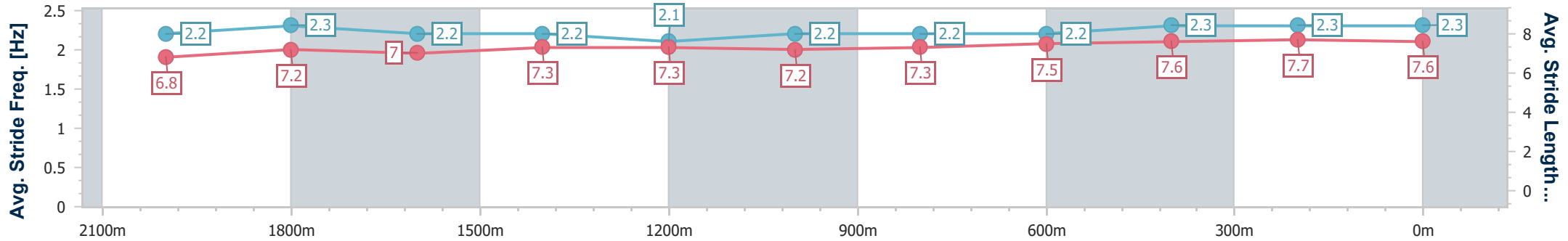
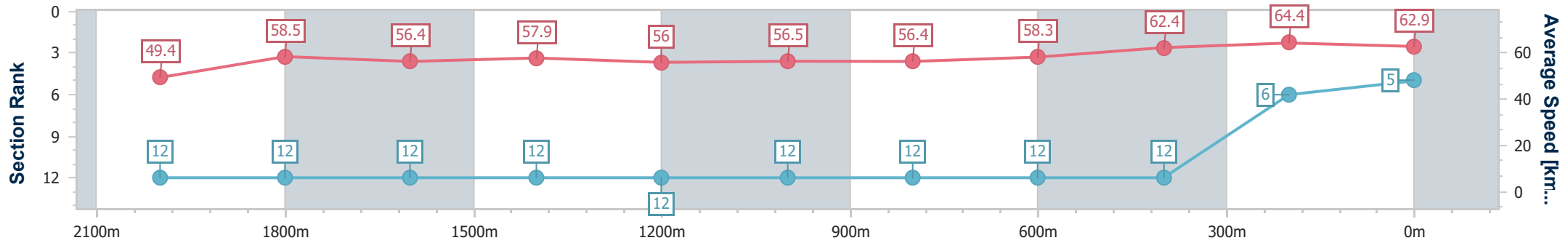
Sunshine Coast QLD Professional
Race 2: BROWN AND HURLEY BENCHMARK 78 Handicap - 2200m



19 November 2022 - 12:40

Track Rating: GOOD (4), Weather: Fine, Rail Position: TRUE
POSITION ENTIRE COURSE

Section	Overall	2000m	1800m	1600m	1400m	1200m	1000m	800m	600m	400m	200m		
Section Times	2:17.49 [5] (0:14.59)	2:02.90 [12] (0:12.32)	1:50.58 [12] (0:12.75)	1:37.83 [12] (0:12.47)	1:25.36 [12] (0:12.91)	1:12.45 [12] (0:12.78)	0:59.67 [12] (0:12.81)	0:46.86 [12] (0:12.50)	0:34.36 [12] (0:11.72)	0:22.64 [12] (0:11.17)	0:11.47 [6] (0:11.47)		
Average Speed [km/h]	49.4	58.5	56.4	57.9	56.0	56.5	56.4	58.3	62.4	64.4	62.9		
Top Speed [km/h]	59.8	59.8	59.6	59.2	57.9	57.0	58.5	62.6	63.0	65.5	64.4		
Avg. Dist. to Rail [m]	11.1	0.7	0.4	1.4	1.7	2.0	2.1	1.9	2.6	6.7	10.1		
Avg. Stride Freq. [Hz]	2.2	2.3	2.2	2.2	2.1	2.2	2.2	2.2	2.3	2.3	2.3		
Avg. Stride Length [m]	6.8	7.2	7.0	7.3	7.3	7.2	7.3	7.5	7.6	7.7	7.6		



- [] Ranking at each section and finish
- .-.- No data available at this section
- NA No data available



Horse/Jockey Name	Hillcrest Avenue
Final Rank	6
Fastest Section Time (Section)	0:11.49 (400m)
Top Speed [km/h] (Section)	63.4 (400m)
Race State	Finished



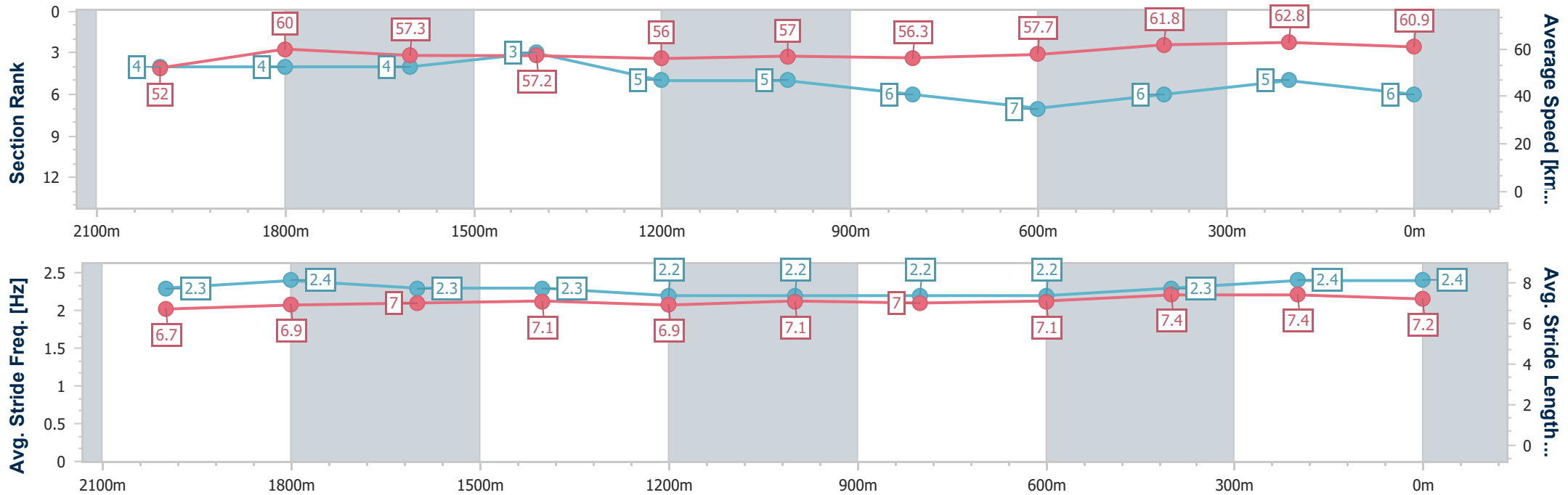
Sunshine Coast QLD Professional
Race 2: BROWN AND HURLEY BENCHMARK 78 Handicap - 2200m



19 November 2022 - 12:40

Track Rating: GOOD (4), Weather: Fine, Rail Position: TRUE
POSITION ENTIRE COURSE

Section	Overall	2000m	1800m	1600m	1400m	1200m	1000m	800m	600m	400m	200m		
Section Times	2:17.52 [6] (0:13.86)	2:03.66 [4] (0:12.11)	1:51.55 [4] (0:12.58)	1:38.97 [4] (0:12.67)	1:26.30 [3] (0:12.96)	1:13.34 [5] (0:12.69)	1:00.65 [5] (0:12.88)	0:47.77 [6] (0:12.66)	0:35.11 [7] (0:11.81)	0:23.30 [6] (0:11.49)	0:11.81 [5] (0:11.81)		
Average Speed [km/h]	52.0	60.0	57.3	57.2	56.0	57.0	56.3	57.7	61.8	62.8	60.9		
Top Speed [km/h]	60.1	61.3	59.3	58.4	57.3	57.6	57.5	60.8	63.4	63.4	62.5		
Avg. Dist. to Rail [m]	8.3	2.6	0.5	2.1	3.4	3.4	3.1	2.7	2.2	6.4	9.4		
Avg. Stride Freq. [Hz]	2.3	2.4	2.3	2.3	2.2	2.2	2.2	2.2	2.3	2.4	2.4		
Avg. Stride Length [m]	6.7	6.9	7.0	7.1	6.9	7.1	7.0	7.1	7.4	7.4	7.2		



- [] Ranking at each section and finish
- .-.- No data available at this section
- NA No data available



Horse/Jockey Name	Savvy Oak
Final Rank	7
Fastest Section Time (Section)	0:11.38 (400m)
Top Speed [km/h] (Section)	64.3 (400m)
Race State	Finished



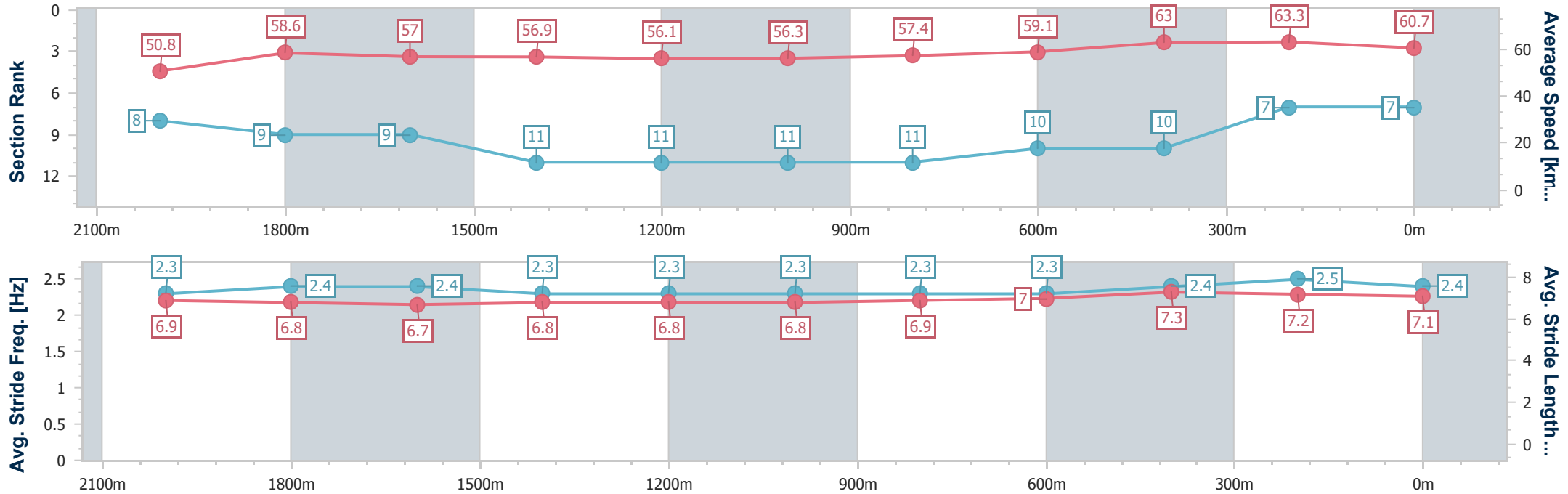
Sunshine Coast QLD Professional
Race 2: BROWN AND HURLEY BENCHMARK 78 Handicap - 2200m



19 November 2022 - 12:40

Track Rating: GOOD (4), Weather: Fine, Rail Position: TRUE
POSITION ENTIRE COURSE

Section	Overall	2000m	1800m	1600m	1400m	1200m	1000m	800m	600m	400m	200m		
Section Times	2:17.85 [7] (0:14.23)	2:03.62 [8] (0:12.30)	1:51.32 [9] (0:12.72)	1:38.60 [9] (0:12.78)	1:25.82 [11] (0:12.92)	1:12.90 [11] (0:12.83)	1:00.07 [11] (0:12.63)	0:47.44 [11] (0:12.42)	0:35.02 [10] (0:11.78)	0:23.24 [10] (0:11.38)	0:11.86 [7] (0:11.86)		
Average Speed [km/h]	50.8	58.6	57.0	56.9	56.1	56.3	57.4	59.1	63.0	63.3	60.7		
Top Speed [km/h]	58.9	60.6	59.8	57.8	57.9	57.0	59.1	63.5	63.6	64.3	63.0		
Avg. Dist. to Rail [m]	12.9	1.2	1.0	3.0	3.5	3.4	3.2	3.1	5.0	9.9	11.5		
Avg. Stride Freq. [Hz]	2.3	2.4	2.4	2.3	2.3	2.3	2.3	2.3	2.4	2.5	2.4		
Avg. Stride Length [m]	6.9	6.8	6.7	6.8	6.8	6.8	6.9	7.0	7.3	7.2	7.1		



- [] Ranking at each section and finish
- .-.- No data available at this section
- NA No data available



Horse/Jockey Name	A Deel Of Humour
Final Rank	8
Fastest Section Time (Section)	0:11.67 (400m)
Top Speed [km/h] (Section)	62.8 (600m)
Race State	Finished



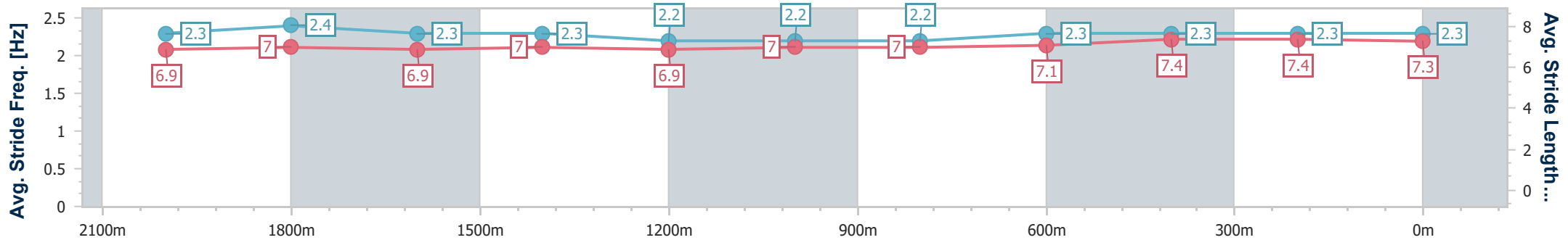
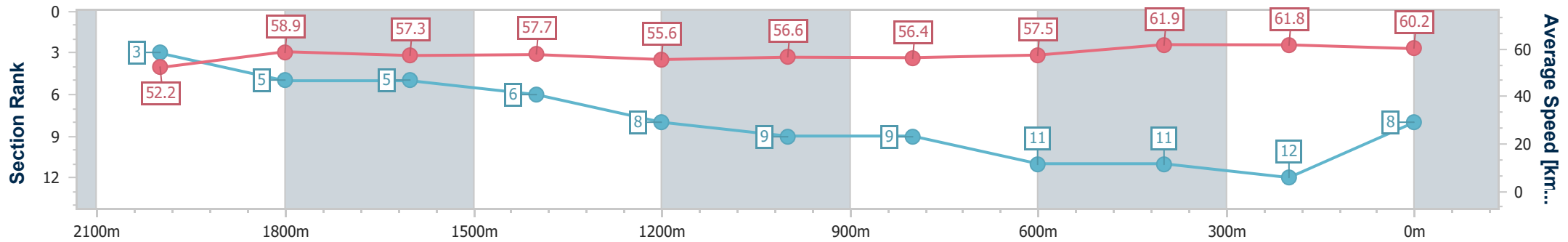
Sunshine Coast QLD Professional
Race 2: BROWN AND HURLEY BENCHMARK 78 Handicap - 2200m



19 November 2022 - 12:40

Track Rating: GOOD (4), Weather: Fine, Rail Position: TRUE
POSITION ENTIRE COURSE

Section	Overall	2000m	1800m	1600m	1400m	1200m	1000m	800m	600m	400m	200m		
Section Times	2:18.27 [8] (0:13.82)	2:04.45 [3] (0:12.30)	1:52.15 [5] (0:12.78)	1:39.37 [5] (0:12.64)	1:26.73 [6] (0:13.05)	1:13.68 [8] (0:12.79)	1:00.89 [9] (0:12.84)	0:48.05 [9] (0:12.70)	0:35.35 [11] (0:11.72)	0:23.63 [11] (0:11.67)	0:11.96 [12] (0:11.96)		
Average Speed [km/h]	52.2	58.9	57.3	57.7	55.6	56.6	56.4	57.5	61.9	61.8	60.2		
Top Speed [km/h]	59.5	60.7	60.0	58.8	58.3	58.1	61.0	61.0	62.8	62.6	62.2		
Avg. Dist. to Rail [m]	6.8	2.2	2.7	3.6	3.9	3.0	3.0	2.3	1.3	7.8	10.6		
Avg. Stride Freq. [Hz]	2.3	2.4	2.3	2.3	2.2	2.2	2.2	2.3	2.3	2.3	2.3		
Avg. Stride Length [m]	6.9	7.0	6.9	7.0	6.9	7.0	7.0	7.1	7.4	7.4	7.3		



- [] Ranking at each section and finish
- .-.- No data available at this section
- NA No data available



Horse/Jockey Name	Simon Says
Final Rank	9
Fastest Section Time (Section)	0:11.67 (400m)
Top Speed [km/h] (Section)	63.0 (600m)
Race State	Finished



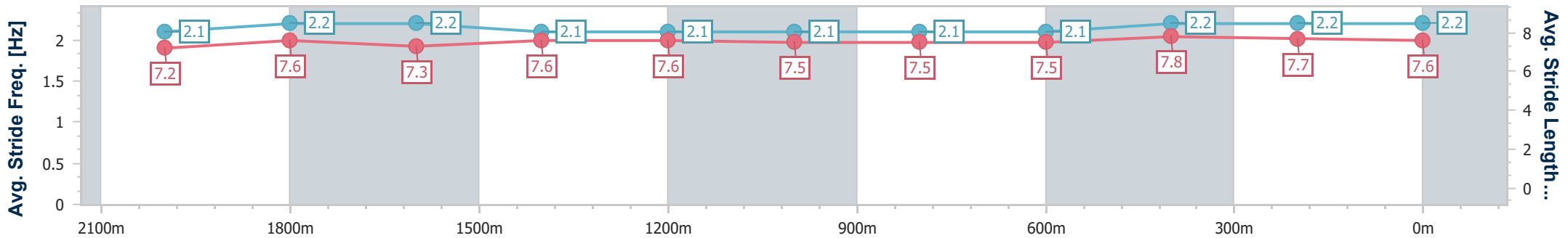
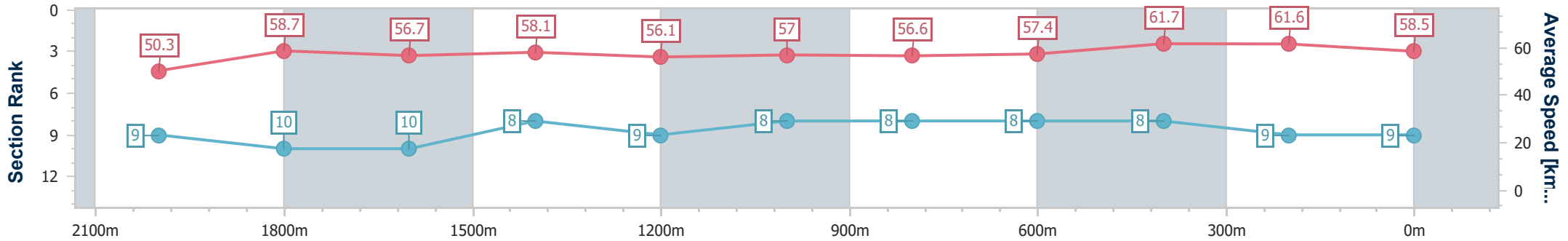
Sunshine Coast QLD Professional
Race 2: BROWN AND HURLEY BENCHMARK 78 Handicap - 2200m



19 November 2022 - 12:40

Track Rating: GOOD (4), Weather: Fine, Rail Position: TRUE
POSITION ENTIRE COURSE

Section	Overall	2000m	1800m	1600m	1400m	1200m	1000m	800m	600m	400m	200m	
Section Times	2:18.43 [9] (0:14.29)	2:04.14 [9] (0:12.28)	1:51.86 [10] (0:12.70)	1:39.16 [10] (0:12.46)	1:26.70 [8] (0:12.90)	1:13.80 [9] (0:12.66)	1:01.14 [8] (0:12.78)	0:48.36 [8] (0:12.67)	0:35.69 [8] (0:11.69)	0:24.00 [8] (0:11.67)	0:12.33 [9] (0:12.33)	
Average Speed [km/h]	50.3	58.7	56.7	58.1	56.1	57.0	56.6	57.4	61.7	61.6	58.5	
Top Speed [km/h]	58.7	60.3	59.6	59.6	58.0	58.0	57.7	60.7	63.0	62.8	60.8	
Avg. Dist. to Rail [m]	3.7	0.5	0.2	1.7	2.2	2.4	1.8	1.8	0.4	1.9	2.3	
Avg. Stride Freq. [Hz]	2.1	2.2	2.2	2.1	2.1	2.1	2.1	2.1	2.2	2.2	2.2	
Avg. Stride Length [m]	7.2	7.6	7.3	7.6	7.6	7.5	7.5	7.5	7.8	7.7	7.6	



- [] Ranking at each section and finish
- .-.- No data available at this section
- NA No data available



Horse/Jockey Name	Populist
Final Rank	10
Fastest Section Time (Section)	0:11.89 (400m)
Top Speed [km/h] (Section)	62.3 (600m)
Race State	Finished



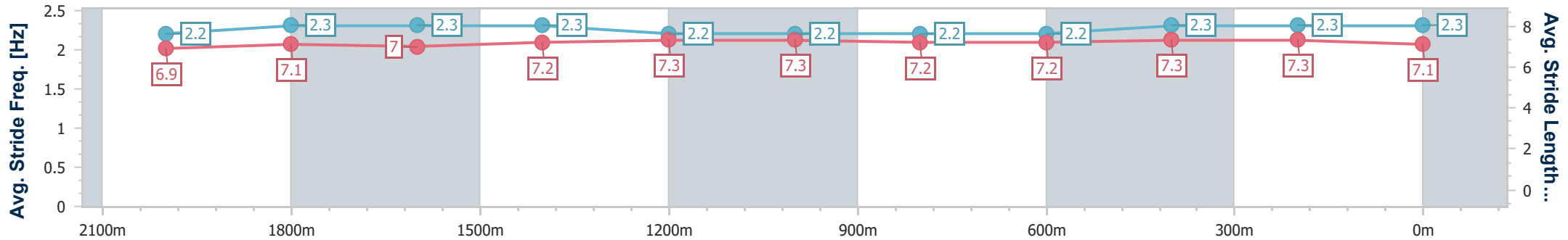
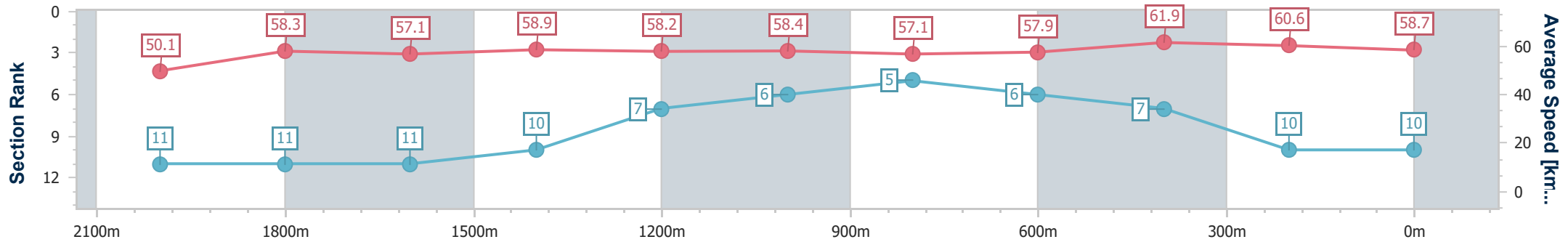
Sunshine Coast QLD Professional
Race 2: BROWN AND HURLEY BENCHMARK 78 Handicap - 2200m



19 November 2022 - 12:40

Track Rating: GOOD (4), Weather: Fine, Rail Position: TRUE
POSITION ENTIRE COURSE

Section	Overall	2000m	1800m	1600m	1400m	1200m	1000m	800m	600m	400m	200m	
Section Times	2:18.53 [10] (0:14.38)	2:04.15 [11] (0:12.45)	1:51.70 [11] (0:12.79)	1:38.91 [11] (0:12.40)	1:26.51 [10] (0:12.49)	1:14.02 [7] (0:12.42)	1:01.60 [6] (0:12.71)	0:48.89 [5] (0:12.74)	0:36.15 [6] (0:11.98)	0:24.17 [7] (0:11.89)	0:12.28 [10] (0:12.28)	
Average Speed [km/h]	50.1	58.3	57.1	58.9	58.2	58.4	57.1	57.9	61.9	60.6	58.7	
Top Speed [km/h]	57.8	58.8	58.1	59.6	59.7	59.6	57.7	60.9	62.3	61.4	60.3	
Avg. Dist. to Rail [m]	12.1	3.0	2.4	3.6	4.7	4.8	4.1	4.3	4.7	9.3	10.7	
Avg. Stride Freq. [Hz]	2.2	2.3	2.3	2.3	2.2	2.2	2.2	2.2	2.3	2.3	2.3	
Avg. Stride Length [m]	6.9	7.1	7.0	7.2	7.3	7.3	7.2	7.2	7.3	7.3	7.1	



- [] Ranking at each section and finish
- .-.- No data available at this section
- NA No data available



Horse/Jockey Name	King's Charisma
Final Rank	11
Fastest Section Time (Section)	0:11.85 (2000m)
Top Speed [km/h] (Section)	62.4 (400m)
Race State	Finished



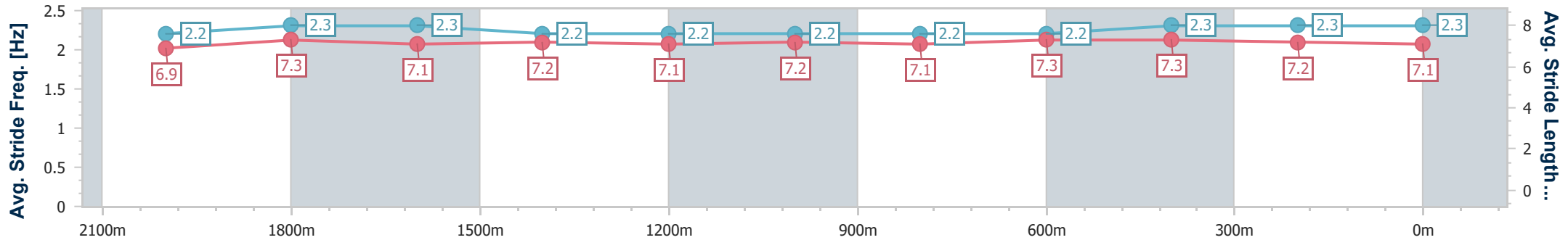
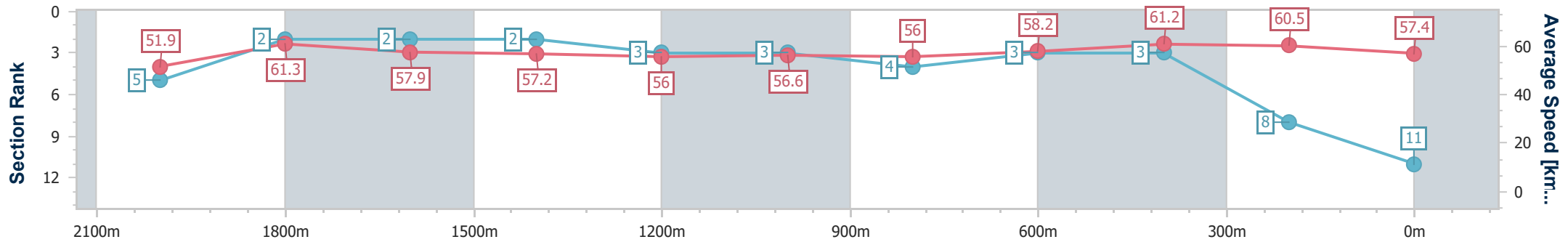
Sunshine Coast QLD Professional
Race 2: BROWN AND HURLEY BENCHMARK 78 Handicap - 2200m



19 November 2022 - 12:40

Track Rating: GOOD (4), Weather: Fine, Rail Position: TRUE
POSITION ENTIRE COURSE

Section	Overall	2000m	1800m	1600m	1400m	1200m	1000m	800m	600m	400m	200m		
Section Times	2:18.57 [11] (0:13.89)	2:04.68 [5] (0:11.85)	1:52.83 [2] (0:12.50)	1:40.33 [2] (0:12.71)	1:27.62 [2] (0:12.92)	1:14.70 [3] (0:12.76)	1:01.94 [3] (0:12.94)	0:49.00 [4] (0:12.63)	0:36.37 [3] (0:11.94)	0:24.43 [3] (0:11.89)	0:12.54 [8] (0:12.54)		
Average Speed [km/h]	51.9	61.3	57.9	57.2	56.0	56.6	56.0	58.2	61.2	60.5	57.4		
Top Speed [km/h]	62.3	62.3	59.6	57.8	56.8	57.7	56.9	60.2	62.4	62.4	59.4		
Avg. Dist. to Rail [m]	10.2	3.6	0.9	2.3	2.7	3.0	3.0	3.2	2.5	4.5	6.5		
Avg. Stride Freq. [Hz]	2.2	2.3	2.3	2.2	2.2	2.2	2.2	2.2	2.3	2.3	2.3		
Avg. Stride Length [m]	6.9	7.3	7.1	7.2	7.1	7.2	7.1	7.3	7.3	7.2	7.1		



- [] Ranking at each section and finish
- .-.-.- No data available at this section
- NA No data available



Horse/Jockey Name	Evrynow'n'then
Final Rank	12
Fastest Section Time (Section)	0:11.98 (2000m)
Top Speed [km/h] (Section)	61.7 (2000m)
Race State	Finished



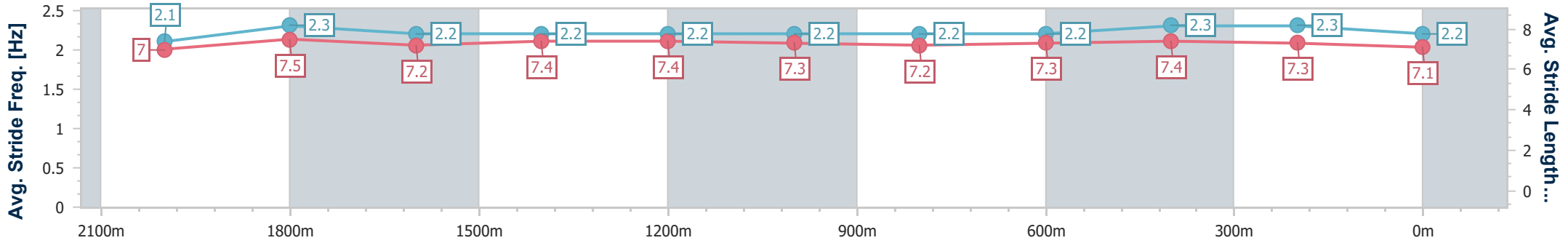
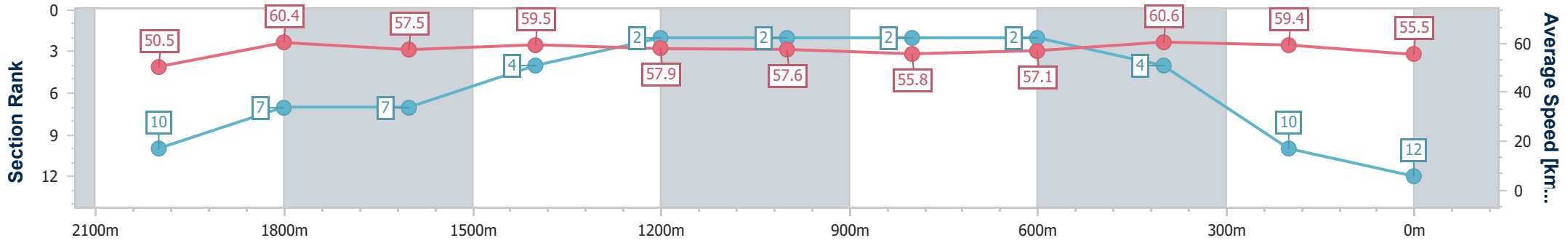
Sunshine Coast QLD Professional
Race 2: BROWN AND HURLEY BENCHMARK 78 Handicap - 2200m



19 November 2022 - 12:40

Track Rating: GOOD (4), Weather: Fine, Rail Position: TRUE
POSITION ENTIRE COURSE

Section	Overall	2000m	1800m	1600m	1400m	1200m	1000m	800m	600m	400m	200m		
Section Times	2:19.26 [12] (0:14.28)	2:04.98 [10] (0:11.98)	1:53.00 [7] (0:12.71)	1:40.29 [7] (0:12.29)	1:28.00 [4] (0:12.55)	1:15.45 [2] (0:12.56)	1:02.89 [2] (0:12.98)	0:49.91 [2] (0:12.79)	0:37.12 [2] (0:12.00)	0:25.12 [4] (0:12.12)	0:13.00 [10] (0:13.00)		
Average Speed [km/h]	50.5	60.4	57.5	59.5	57.9	57.6	55.8	57.1	60.6	59.4	55.5		
Top Speed [km/h]	60.6	61.7	60.8	60.3	58.9	58.6	56.3	59.2	61.4	60.7	58.4		
Avg. Dist. to Rail [m]	15.0	3.1	2.2	4.0	4.3	3.8	2.8	2.3	1.8	3.2	6.8		
Avg. Stride Freq. [Hz]	2.1	2.3	2.2	2.2	2.2	2.2	2.2	2.2	2.3	2.3	2.2		
Avg. Stride Length [m]	7.0	7.5	7.2	7.4	7.4	7.3	7.2	7.3	7.4	7.3	7.1		



- [] Ranking at each section and finish
- .-.- No data available at this section
- NA No data available