



# Sunshine Coast QLD Professional

## Race 1: ARCHER PARK RACING QTIS Two-Year-Old Handicap - 1200m

19 November 2022 - 12:05



Track Rating: Good 4, Weather: , Rail Position: True Entire Course

Section													Last 600m	
Field Times		Overall	1000m	800m	600m	400m	200m						0:35.35	
		1:11.33 (0:13.54)	0:57.79 (0:10.84)	0:46.95 (0:11.60)	0:35.35 (0:11.44)	0:23.91 (0:11.62)	0:12.29 (0:12.29)							
Rank	TAB	Horse/Jockey	Barrier	Top Speed [km/h]	Fastest Section								Margin	Distance Travelled [m]
1	3	CHRYSAOR James Orman	3	67.0 1000m	0:11.25 400m	1:11.33 [1] (0:13.75)	0:57.58 [5] (0:11.26)	0:46.32 [5] (0:11.59)	0:34.73 [5] (0:11.61)	0:23.12 [5] (0:11.25)	0:11.87 [2] (0:11.87)	1:11.33	0:34.73	
2	2	SHAMEDY Les Tilley	7	68.7 1000m	0:10.89 1000m	1:11.52 [2] (0:13.55)	0:57.97 [1] (0:10.89)	0:47.08 [1] (0:11.54)	0:35.54 [1] (0:11.44)	0:24.10 [1] (0:11.62)	0:12.48 [1] (0:12.48)	0.2L	0:35.54	-8
3	1	BOOMSTER Kyle Wilson-Taylor	1	67.2 Overall	0:11.23 1000m	1:12.27 [3] (0:13.63)	0:58.64 [4] (0:11.23)	0:47.41 [4] (0:11.49)	0:35.92 [3] (0:11.54)	0:24.38 [3] (0:11.65)	0:12.73 [3] (0:12.73)	0.95L	0:35.92	-5
4	8	MISHANI TWILIGHT Tegan Harrison	6	66.2 1000m	0:11.44 1000m	1:12.50 [4] (0:13.80)	0:58.70 [6] (0:11.44)	0:47.26 [8] (0:11.55)	0:35.71 [6] (0:11.49)	0:24.22 [6] (0:11.55)	0:12.67 [5] (0:12.67)	1.17L	0:35.71	-3
5	7	RINGER'S REWARD Montanna Savva	8	65.4 800m	0:11.40 1000m	1:12.54 [5] (0:13.85)	0:58.69 [8] (0:11.40)	0:47.29 [7] (0:11.60)	0:35.69 [7] (0:11.62)	0:24.07 [7] (0:11.56)	0:12.51 [7] (0:12.51)	1.22L	0:35.69	+1
6	5	ON THE AMAZON Ryan Maloney	5	68.5 1000m	0:10.84 1000m	1:12.70 [6] (0:13.54)	0:59.16 [2] (0:10.84)	0:48.32 [2] (0:11.64)	0:36.68 [2] (0:11.69)	0:24.99 [2] (0:11.92)	0:13.07 [4] (0:13.07)	1.37L	0:36.68	-1
7	4	MISHANI AVIATOR Mark Du Plessis	2	66.7 Overall	0:11.22 1000m	1:12.82 [7] (0:13.57)	0:59.25 [3] (0:11.22)	0:48.03 [3] (0:11.60)	0:36.43 [4] (0:11.73)	0:24.70 [4] (0:11.77)	0:12.93 [6] (0:12.93)	1.49L	0:36.43	-3
8	6	MISHANI PERFECTION Boris Thornton	4	66.6 1000m	0:11.39 1000m	1:12.98 [8] (0:13.85)	0:59.13 [7] (0:11.39)	0:47.74 [6] (0:11.92)	0:35.82 [8] (0:11.63)	0:24.19 [8] (0:11.88)	0:12.31 [8] (0:12.31)	1.66L	0:35.82	-3

[ ] Ranking at each section and finish  
 -:-:- No data available at this section  
 NA No data available

SCN Saddle cloth number  
 DNF Did not finish  
 DNT Did not track



Horse/Jockey Name	Chrysaor
Final Rank	1
Fastest Section Time (Section)	0:11.25 (400m)
Top Speed [km/h] (Section)	67.0 (1000m)
Race State	Finished



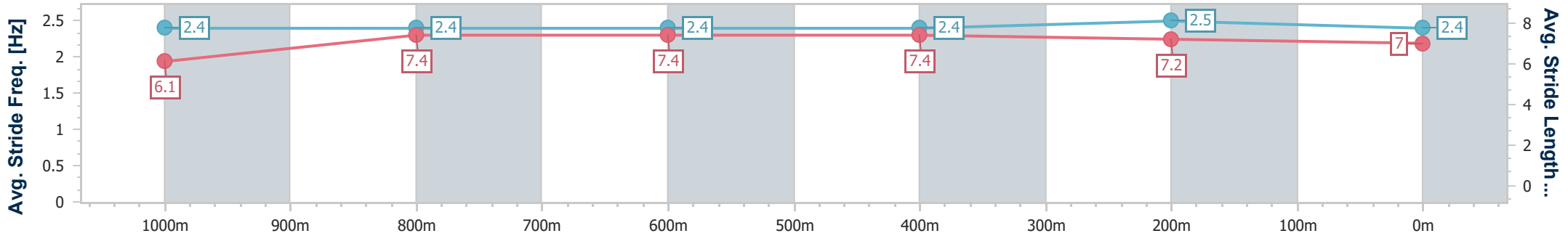
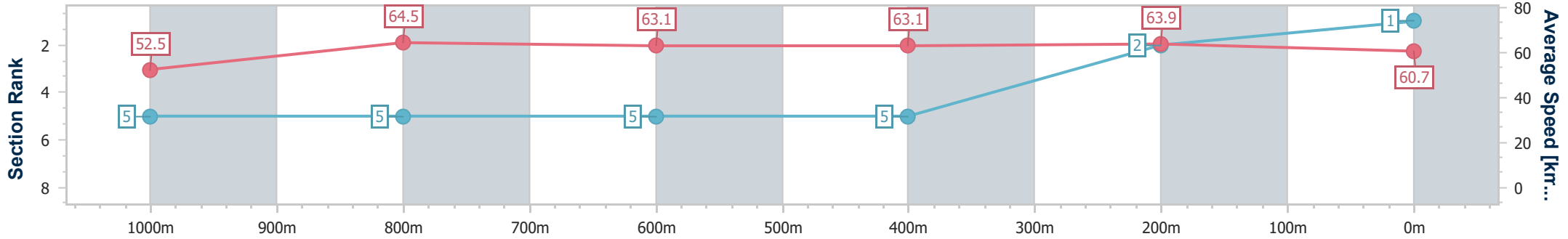
Sunshine Coast QLD Professional  
Race 1: ARCHER PARK RACING QTIS Two-Year-Old Handicap - 1200m



19 November 2022 - 12:05

Track Rating: Good 4, Weather: , Rail Position: True Entire Course

Section	Overall	1000m	800m	600m	400m	200m
Section Times	1:11.33 [1] (0:13.75)	0:57.58 [5] (0:11.26)	0:46.32 [5] (0:11.59)	0:34.73 [5] (0:11.61)	0:23.12 [5] (0:11.25)	0:11.87 [2] (0:11.87)
Average Speed [km/h]	52.5	64.5	63.1	63.1	63.9	60.7
Top Speed [km/h]	66.7	67.0	65.4	64.6	65.1	62.9
Avg. Dist. to Rail [m]	6.1	3.7	2.9	2.6	5.3	5.2
Avg. Stride Freq. [Hz]	2.4	2.4	2.4	2.4	2.5	2.4
Avg. Stride Length [m]	6.1	7.4	7.4	7.4	7.2	7.0



- [ ] Ranking at each section and finish
- .-.- No data available at this section
- NA No data available



Horse/Jockey Name	Shamedy
Final Rank	2
Fastest Section Time (Section)	0:10.89 (1000m)
Top Speed [km/h] (Section)	68.7 (1000m)
Race State	Finished



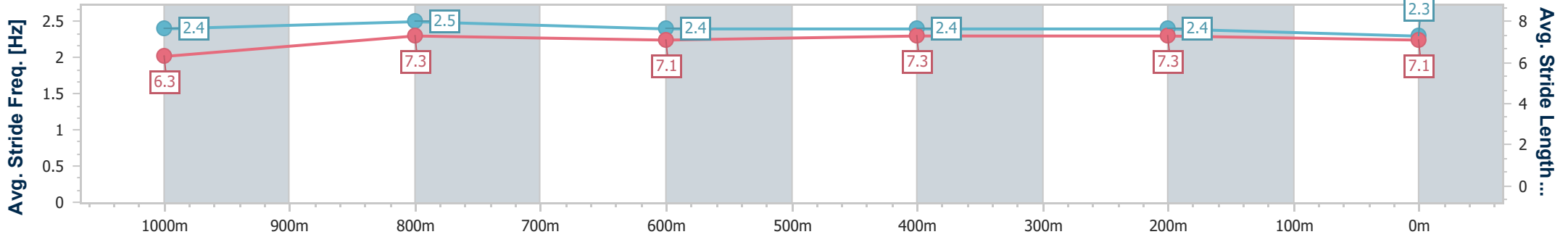
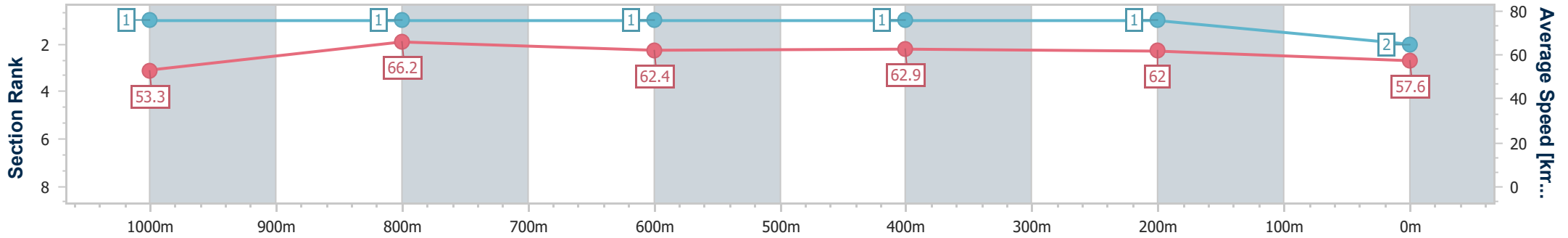
Sunshine Coast QLD Professional  
Race 1: ARCHER PARK RACING QTIS Two-Year-Old Handicap - 1200m



19 November 2022 - 12:05

Track Rating: Good 4, Weather: , Rail Position: True Entire Course

Section	Overall	1000m	800m	600m	400m	200m
Section Times	1:11.52 [2] (0:13.55)	0:57.97 [1] (0:10.89)	0:47.08 [1] (0:11.54)	0:35.54 [1] (0:11.44)	0:24.10 [1] (0:11.62)	0:12.48 [1] (0:12.48)
Average Speed [km/h]	53.3	66.2	62.4	62.9	62.0	57.6
Top Speed [km/h]	68.4	68.7	64.9	64.2	64.2	60.1
Avg. Dist. to Rail [m]	9.1	2.0	0.2	0.2	1.7	2.7
Avg. Stride Freq. [Hz]	2.4	2.5	2.4	2.4	2.4	2.3
Avg. Stride Length [m]	6.3	7.3	7.1	7.3	7.3	7.1



- [ ] Ranking at each section and finish
- .-.- No data available at this section
- NA No data available



Horse/Jockey Name	Boomster
Final Rank	3
Fastest Section Time (Section)	0:11.23 (1000m)
Top Speed [km/h] (Section)	67.2 (Overall)
Race State	Finished

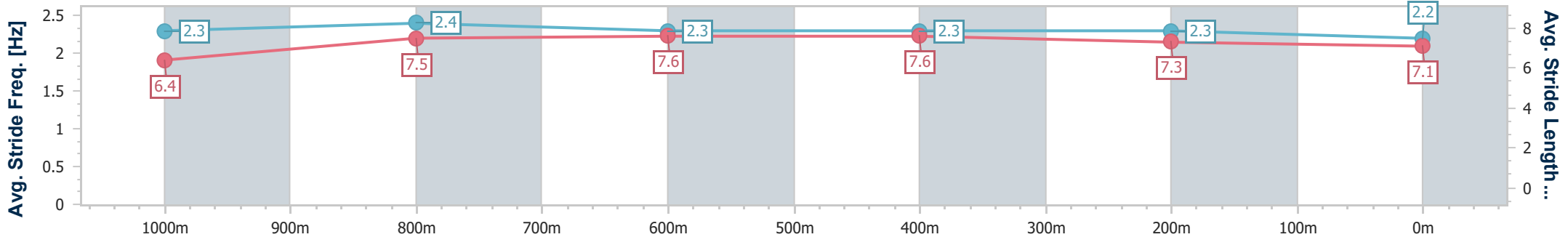
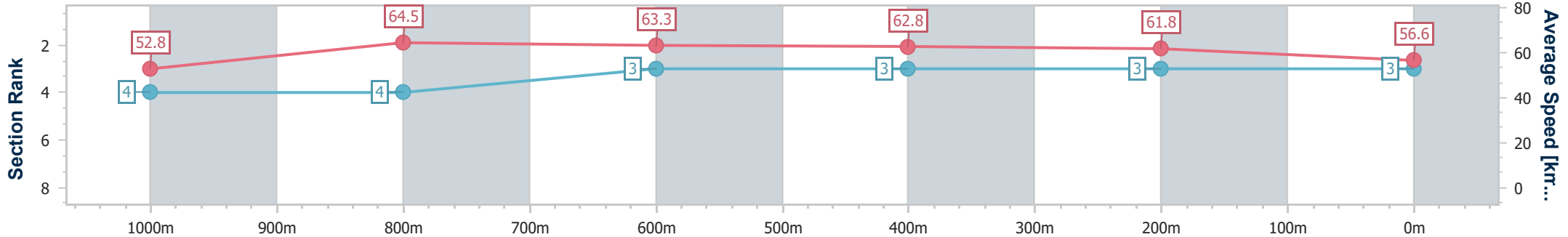


Sunshine Coast QLD Professional  
 Race 1: ARCHER PARK RACING QTIS Two-Year-Old Handicap - 1200m  
 SCTC SUNSHINE COAST TURF CLUB

19 November 2022 - 12:05

Track Rating: Good 4, Weather: , Rail Position: True Entire Course

Section	Overall	1000m	800m	600m	400m	200m
Section Times	1:12.27 [3] (0:13.63)	0:58.64 [4] (0:11.23)	0:47.41 [4] (0:11.49)	0:35.92 [3] (0:11.54)	0:24.38 [3] (0:11.65)	0:12.73 [3] (0:12.73)
Average Speed [km/h]	52.8	64.5	63.3	62.8	61.8	56.6
Top Speed [km/h]	67.2	66.4	64.5	63.8	63.3	59.6
Avg. Dist. to Rail [m]	4.0	2.3	1.6	1.2	2.1	3.4
Avg. Stride Freq. [Hz]	2.3	2.4	2.3	2.3	2.3	2.2
Avg. Stride Length [m]	6.4	7.5	7.6	7.6	7.3	7.1



- [ ] Ranking at each section and finish
- .-.- No data available at this section
- NA No data available



Horse/Jockey Name	Mishani Twilight
Final Rank	4
Fastest Section Time (Section)	0:11.44 (1000m)
Top Speed [km/h] (Section)	66.2 (1000m)
Race State	Finished



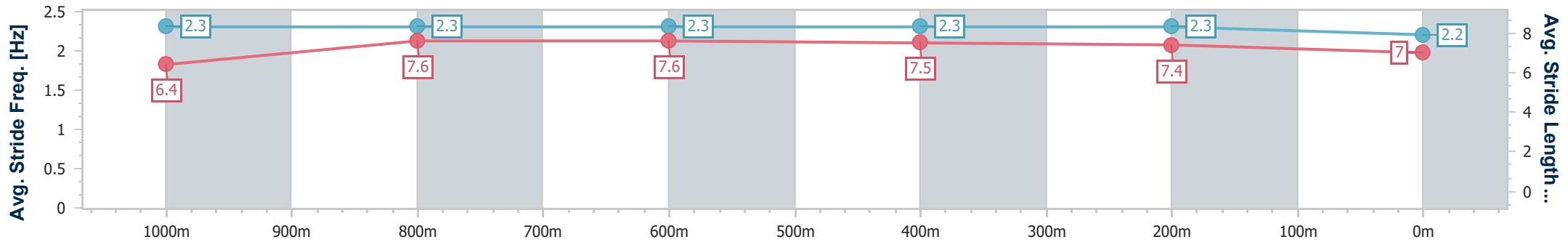
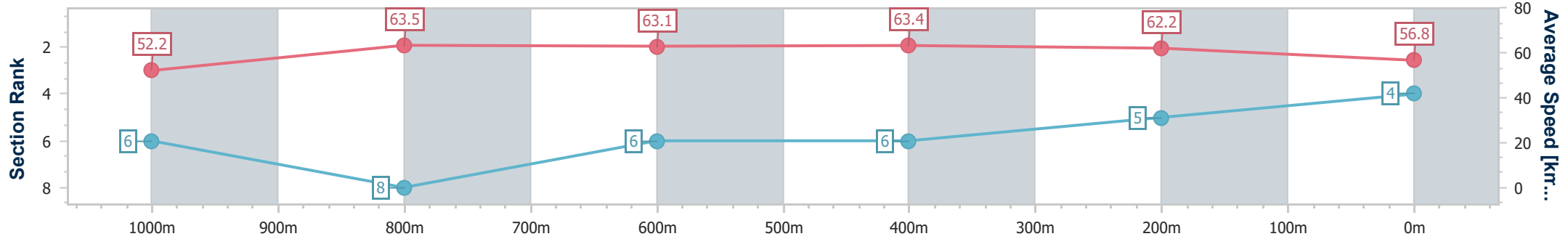
Sunshine Coast QLD Professional  
Race 1: ARCHER PARK RACING QTIS Two-Year-Old Handicap - 1200m



19 November 2022 - 12:05

Track Rating: Good 4, Weather: , Rail Position: True Entire Course

Section	Overall	1000m	800m	600m	400m	200m
Section Times	1:12.50 [4] (0:13.80)	0:58.70 [6] (0:11.44)	0:47.26 [8] (0:11.55)	0:35.71 [6] (0:11.49)	0:24.22 [6] (0:11.55)	0:12.67 [5] (0:12.67)
Average Speed [km/h]	52.2	63.5	63.1	63.4	62.2	56.8
Top Speed [km/h]	65.0	66.2	65.3	64.6	64.5	59.5
Avg. Dist. to Rail [m]	8.5	4.7	2.1	1.7	2.2	2.4
Avg. Stride Freq. [Hz]	2.3	2.3	2.3	2.3	2.3	2.2
Avg. Stride Length [m]	6.4	7.6	7.6	7.5	7.4	7.0



- [ ] Ranking at each section and finish
- .-.- No data available at this section
- NA No data available



Horse/Jockey Name	Ringer's Reward
Final Rank	5
Fastest Section Time (Section)	0:11.40 (1000m)
Top Speed [km/h] (Section)	65.4 (800m)
Race State	Finished

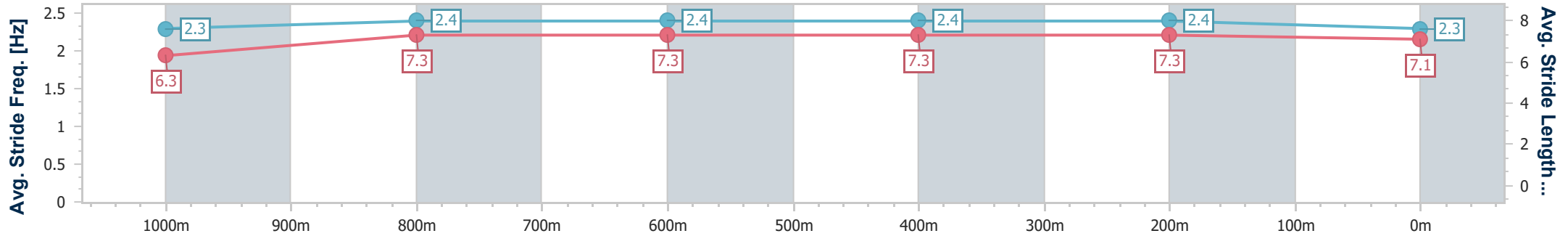
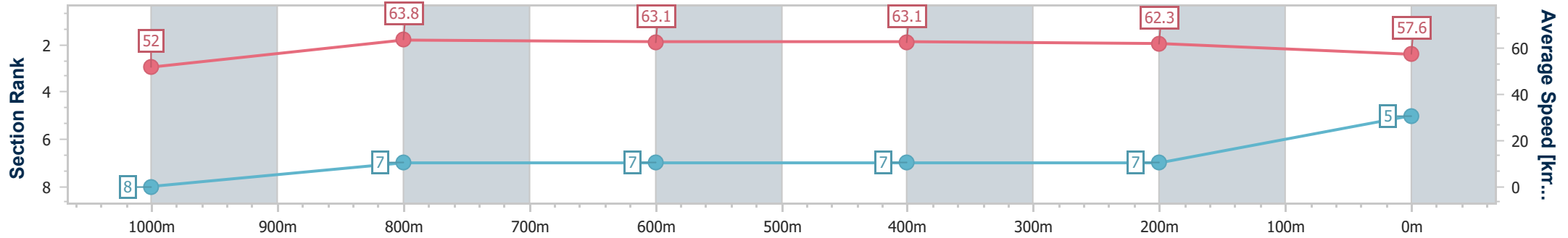


Sunshine Coast QLD Professional  
 Race 1: ARCHER PARK RACING QTIS Two-Year-Old Handicap - 1200m  
 SCTC SUNSHINE COAST TURF CLUB

19 November 2022 - 12:05

Track Rating: Good 4, Weather: , Rail Position: True Entire Course

Section	Overall	1000m	800m	600m	400m	200m
Section Times	1:12.54 [5] (0:13.85)	0:58.69 [8] (0:11.40)	0:47.29 [7] (0:11.60)	0:35.69 [7] (0:11.62)	0:24.07 [7] (0:11.56)	0:12.51 [7] (0:12.51)
Average Speed [km/h]	52.0	63.8	63.1	63.1	62.3	57.6
Top Speed [km/h]	64.2	64.4	65.4	64.8	63.9	60.0
Avg. Dist. to Rail [m]	11.2	6.0	2.9	3.0	3.0	5.3
Avg. Stride Freq. [Hz]	2.3	2.4	2.4	2.4	2.4	2.3
Avg. Stride Length [m]	6.3	7.3	7.3	7.3	7.3	7.1



- [ ] Ranking at each section and finish
- .-.- No data available at this section
- NA No data available



Horse/Jockey Name	On The Amazon
Final Rank	6
Fastest Section Time (Section)	0:10.84 (1000m)
Top Speed [km/h] (Section)	68.5 (1000m)
Race State	Finished



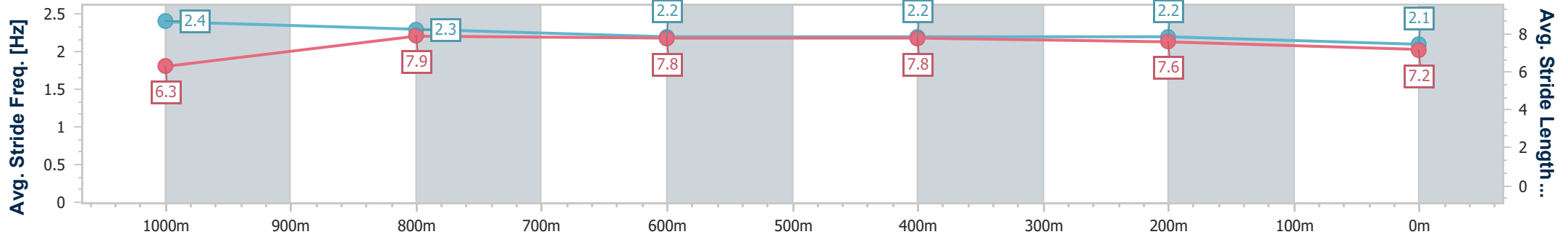
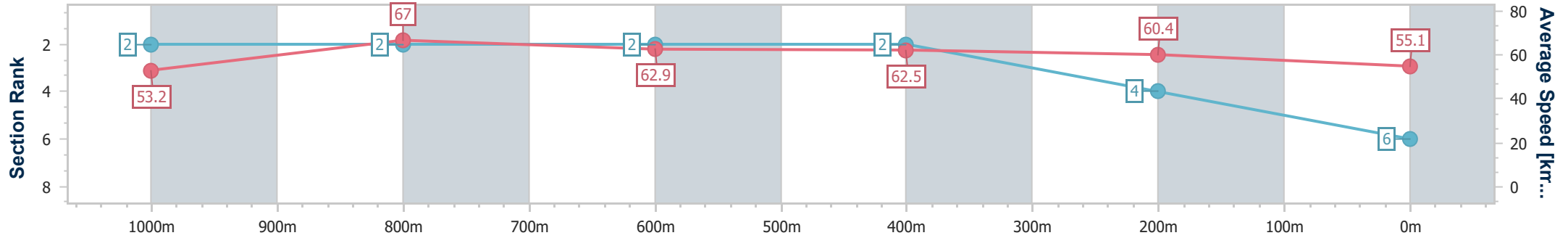
Sunshine Coast QLD Professional  
Race 1: ARCHER PARK RACING QTIS Two-Year-Old Handicap - 1200m



19 November 2022 - 12:05

Track Rating: Good 4, Weather: , Rail Position: True Entire Course

Section	Overall	1000m	800m	600m	400m	200m
Section Times	1:12.70 [6] (0:13.54)	0:59.16 [2] (0:10.84)	0:48.32 [2] (0:11.64)	0:36.68 [2] (0:11.69)	0:24.99 [2] (0:11.92)	0:13.07 [4] (0:13.07)
Average Speed [km/h]	53.2	67.0	62.9	62.5	60.4	55.1
Top Speed [km/h]	67.1	68.5	63.8	63.2	61.9	58.5
Avg. Dist. to Rail [m]	7.5	4.1	3.0	2.4	3.0	4.3
Avg. Stride Freq. [Hz]	2.4	2.3	2.2	2.2	2.2	2.1
Avg. Stride Length [m]	6.3	7.9	7.8	7.8	7.6	7.2



- [ ] Ranking at each section and finish
- .-.- No data available at this section
- NA No data available



Horse/Jockey Name	Mishani Aviator
Final Rank	7
Fastest Section Time (Section)	0:11.22 (1000m)
Top Speed [km/h] (Section)	66.7 (Overall)
Race State	Finished

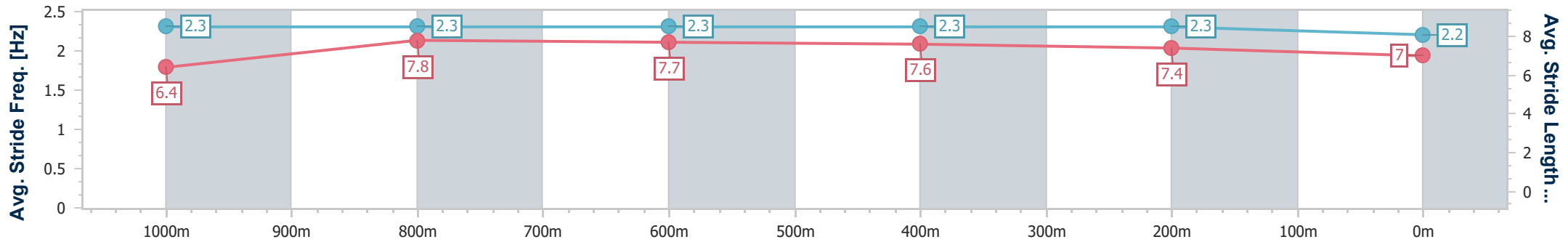
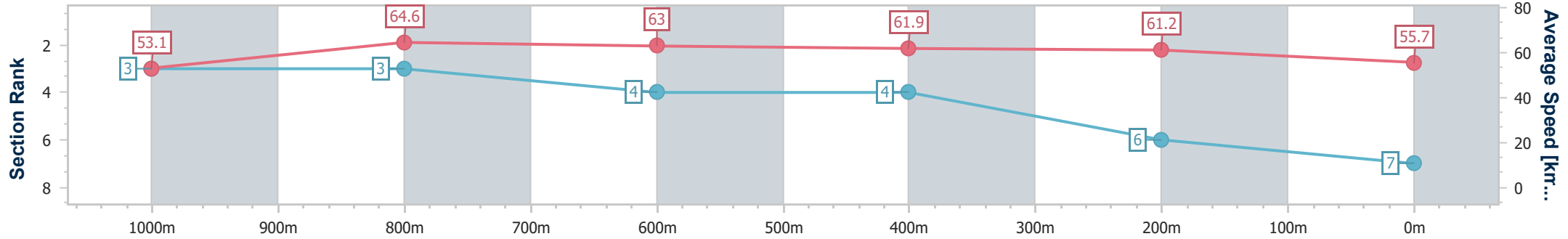


Sunshine Coast QLD Professional  
 Race 1: ARCHER PARK RACING QTIS Two-Year-Old Handicap - 1200m  
 SCTC SUNSHINE COAST TURF CLUB

19 November 2022 - 12:05

Track Rating: Good 4, Weather: , Rail Position: True Entire Course

Section	Overall	1000m	800m	600m	400m	200m
Section Times	1:12.82 [7] (0:13.57)	0:59.25 [3] (0:11.22)	0:48.03 [3] (0:11.60)	0:36.43 [4] (0:11.73)	0:24.70 [4] (0:11.77)	0:12.93 [6] (0:12.93)
Average Speed [km/h]	53.1	64.6	63.0	61.9	61.2	55.7
Top Speed [km/h]	66.7	66.7	64.4	63.2	62.6	59.1
Avg. Dist. to Rail [m]	5.6	3.5	2.2	1.6	4.1	6.3
Avg. Stride Freq. [Hz]	2.3	2.3	2.3	2.3	2.3	2.2
Avg. Stride Length [m]	6.4	7.8	7.7	7.6	7.4	7.0



- [ ] Ranking at each section and finish
- .-.- No data available at this section
- NA No data available





Horse/Jockey Name	Mishani Perfection
Final Rank	8
Fastest Section Time (Section)	0:11.39 (1000m)
Top Speed [km/h] (Section)	66.6 (1000m)
Race State	Finished

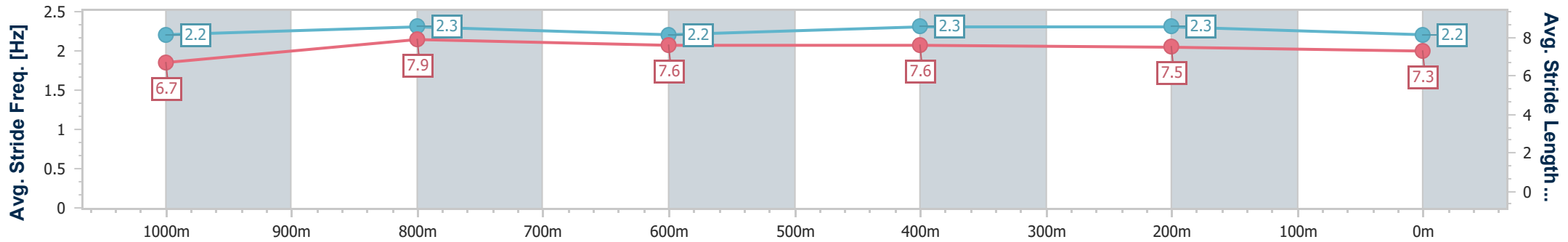
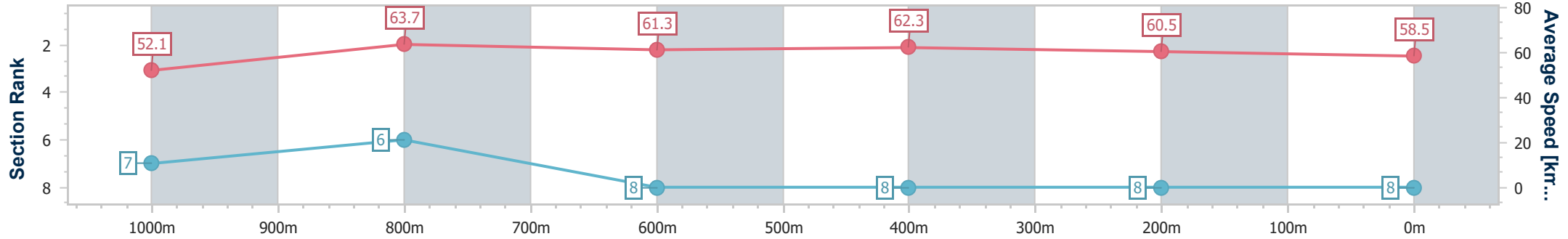


Sunshine Coast QLD Professional  
 Race 1: ARCHER PARK RACING QTIS Two-Year-Old Handicap - 1200m  
 SCTC SUNSHINE COAST TURF CLUB

19 November 2022 - 12:05

Track Rating: Good 4, Weather: , Rail Position: True Entire Course

Section	Overall	1000m	800m	600m	400m	200m
Section Times	1:12.98 [8] (0:13.85)	0:59.13 [7] (0:11.39)	0:47.74 [6] (0:11.92)	0:35.82 [8] (0:11.63)	0:24.19 [8] (0:11.88)	0:12.31 [8] (0:12.31)
Average Speed [km/h]	52.1	63.7	61.3	62.3	60.5	58.5
Top Speed [km/h]	65.5	66.6	63.2	63.4	61.5	60.0
Avg. Dist. to Rail [m]	5.7	3.9	2.4	0.8	3.2	4.8
Avg. Stride Freq. [Hz]	2.2	2.3	2.2	2.3	2.3	2.2
Avg. Stride Length [m]	6.7	7.9	7.6	7.6	7.5	7.3



- [ ] Ranking at each section and finish
- .-.- No data available at this section
- NA No data available