

Ipswich QLD Professional
Race 5: TOTAL CLUB MANAGEMENT Fillies and Mares BENCHMARK 60
Handicap - 1200m
18 November 2022 - 16:04

Track Rating: Good 3, Weather: Fine, Rail Position: +7m 1600m-1100m; +9m Remainder.

Section												Last 600m	
Field Times		Overall	1000m	800m	600m	400m	200m						0:35.11
		(0:13.42)	(0:10.51)	(0:11.15)	(0:11.29)	(0:11.51)	(0:12.31)						
Rank	TAB	Horse/Jockey	Barrier	Top Speed [km/h]	Fastest Section							Margin	Distance Travelled [m]
1	6	MISHANI ESPRIT James Orman	3	71.1 Overall	0:10.69 800m	1:10.19 [1] (0:14.07)	0:56.12 [8] (0:10.92)	0:45.20 [9] (0:10.69)	0:34.51 [8] (0:11.26)	0:23.25 [6] (0:11.62)	0:11.63 [5] (0:11.63)	1:10.19	0:34.51
2	5	CONTROLOCACY Brodie Loy	4	70.3 1000m	0:10.45 1000m	1:10.28 [2] (0:13.48)	0:56.80 [2] (0:10.45)	0:46.35 [1] (0:11.15)	0:35.20 [1] (0:11.29)	0:23.91 [1] (0:11.51)	0:12.40 [1] (0:12.40)	0.5L	0:35.20 -1
3	1	TAPIS MAGIQUE Jag Guthmann-Chester	1	69.2 1000m	0:10.62 1000m	1:10.28 [3] (0:13.58)	0:56.70 [4] (0:10.62)	0:46.08 [4] (0:11.09)	0:34.99 [4] (0:11.31)	0:23.68 [3] (0:11.51)	0:12.17 [2] (0:12.17)	0.6L	0:34.99 +0
4	7	SIRIANNI Angela Jones	2	68.6 Overall	0:10.56 1000m	1:10.63 [4] (0:13.42)	0:57.21 [1] (0:10.56)	0:46.65 [3] (0:11.18)	0:35.47 [3] (0:11.48)	0:23.99 [4] (0:11.77)	0:12.22 [3] (0:12.22)	2.6L	0:35.47 +4
5	9	LYNRIC LASS Michael Murphy	6	68.1 1000m	0:10.70 1000m	1:10.70 [5] (0:14.09)	0:56.61 [9] (0:10.70)	0:45.91 [8] (0:10.93)	0:34.98 [9] (0:11.43)	0:23.55 [8] (0:11.66)	0:11.89 [6] (0:11.89)	2.9L	0:34.98 +4
6	3	MANDALAY BLONDE Tiffani Brooker	5	68.5 800m	0:10.73 1000m	1:11.18 [6] (0:13.72)	0:57.46 [5] (0:10.73)	0:46.73 [7] (0:11.08)	0:35.65 [6] (0:11.59)	0:24.06 [7] (0:11.83)	0:12.23 [7] (0:12.23)	5.7L	0:35.65 +9
7	2	ZANAZOU Georgina Cartwright	9	69.3 1000m	0:10.54 1000m	1:11.39 [7] (0:13.85)	0:57.54 [6] (0:10.54)	0:47.00 [5] (0:11.19)	0:35.81 [7] (0:11.64)	0:24.17 [9] (0:11.82)	0:12.35 [9] (0:12.35)	6.7L	0:35.81 +8
8	8	I'M A FOXYGIRL Samantha Collett	8	70.7 1000m	0:10.48 1000m	1:11.65 [8] (0:13.50)	0:58.15 [3] (0:10.48)	0:47.67 [2] (0:11.11)	0:36.56 [2] (0:11.46)	0:25.10 [2] (0:11.97)	0:13.13 [4] (0:13.13)	8.2L	0:36.56 +3
9	4	NAJAH Ryan Maloney	7	69.7 1000m	0:10.49 1000m	1:11.90 [9] (0:13.90)	0:58.00 [7] (0:10.49)	0:47.51 [6] (0:10.93)	0:36.58 [5] (0:11.50)	0:25.08 [5] (0:12.15)	0:12.93 [8] (0:12.93)	9.5L	0:36.58 +5



Horse/Jockey Name	Mishani Esprit
Final Rank	1
Fastest Section Time (Section)	0:10.69 (800m)
Top Speed [km/h] (Section)	71.1 (Overall)
Race State	Finished



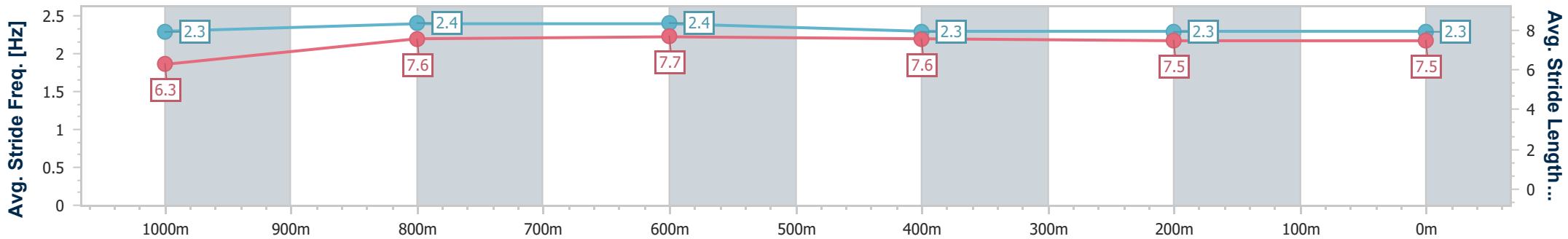
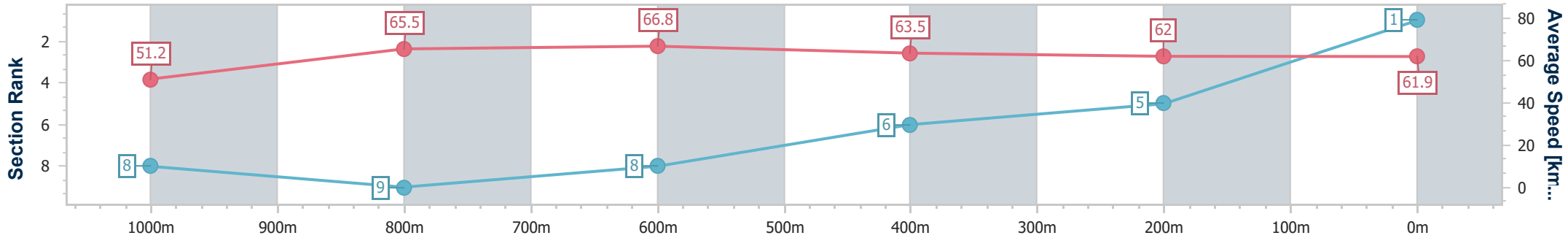
Ipswich QLD Professional
Race 5: TOTAL CLUB MANAGEMENT Fillies and Mares
BENCHMARK 60 Handicap - 1200m



18 November 2022 - 16:04

Track Rating: Good 3, Weather: Fine, Rail Position: +7m 1600m-1100m; +9m Remainder.

Section	Overall	1000m	800m	600m	400m	200m									
Section Times	1:10.19 [1] (0:14.07)	0:56.12 [8] (0:10.92)	0:45.20 [9] (0:10.69)	0:34.51 [8] (0:11.26)	0:23.25 [6] (0:11.62)	0:11.63 [5] (0:11.63)									
Average Speed [km/h]	51.2	65.5	66.8	63.5	62.0	61.9									
Top Speed [km/h]	71.1	69.2	68.2	65.8	62.6	64.0									
Avg. Dist. to Rail [m]	4.9	2.4	2.4	1.7	2.0	4.5									
Avg. Stride Freq. [Hz]	2.3	2.4	2.4	2.3	2.3	2.3									
Avg. Stride Length [m]	6.3	7.6	7.7	7.6	7.5	7.5									



- [] Ranking at each section and finish
- .-.- No data available at this section
- NA No data available



Horse/Jockey Name	Controlocracy
Final Rank	2
Fastest Section Time (Section)	0:10.45 (1000m)
Top Speed [km/h] (Section)	70.3 (1000m)
Race State	Finished



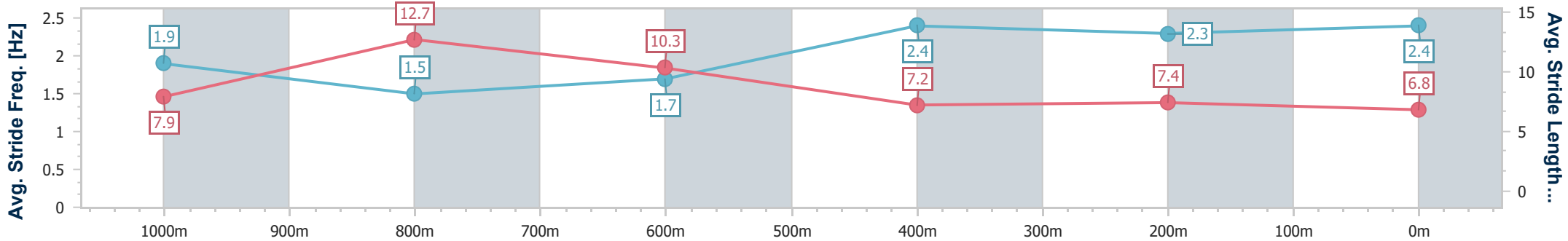
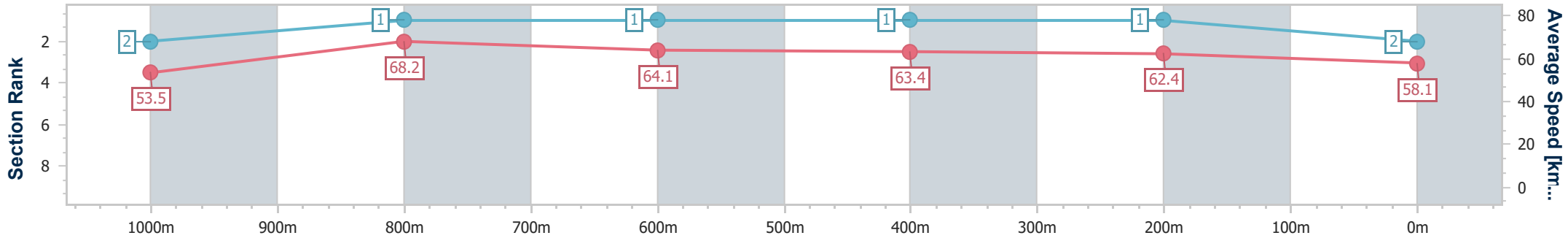
Ipswich QLD Professional
 Race 5: TOTAL CLUB MANAGEMENT Fillies and Mares
 BENCHMARK 60 Handicap - 1200m



18 November 2022 - 16:04

Track Rating: Good 3, Weather: Fine, Rail Position: +7m 1600m-1100m; +9m Remainder.

Section	Overall	1000m	800m	600m	400m	200m								
Section Times	1:10.28 [2] (0:13.48)	0:56.80 [2] (0:10.45)	0:46.35 [1] (0:11.15)	0:35.20 [1] (0:11.29)	0:23.91 [1] (0:11.51)	0:12.40 [1] (0:12.40)								
Average Speed [km/h]	53.5	68.2	64.1	63.4	62.4	58.1								
Top Speed [km/h]	69.9	70.3	66.7	65.7	63.8	61.3								
Avg. Dist. to Rail [m]	5.4	3.1	2.1	1.4	0.4	0.3								
Avg. Stride Freq. [Hz]	1.9	1.5	1.7	2.4	2.3	2.4								
Avg. Stride Length [m]	7.9	12.7	10.3	7.2	7.4	6.8								



- [] Ranking at each section and finish
- .-.- No data available at this section
- NA No data available



Horse/Jockey Name	Tapis Magique
Final Rank	3
Fastest Section Time (Section)	0:10.62 (1000m)
Top Speed [km/h] (Section)	69.2 (1000m)
Race State	Finished



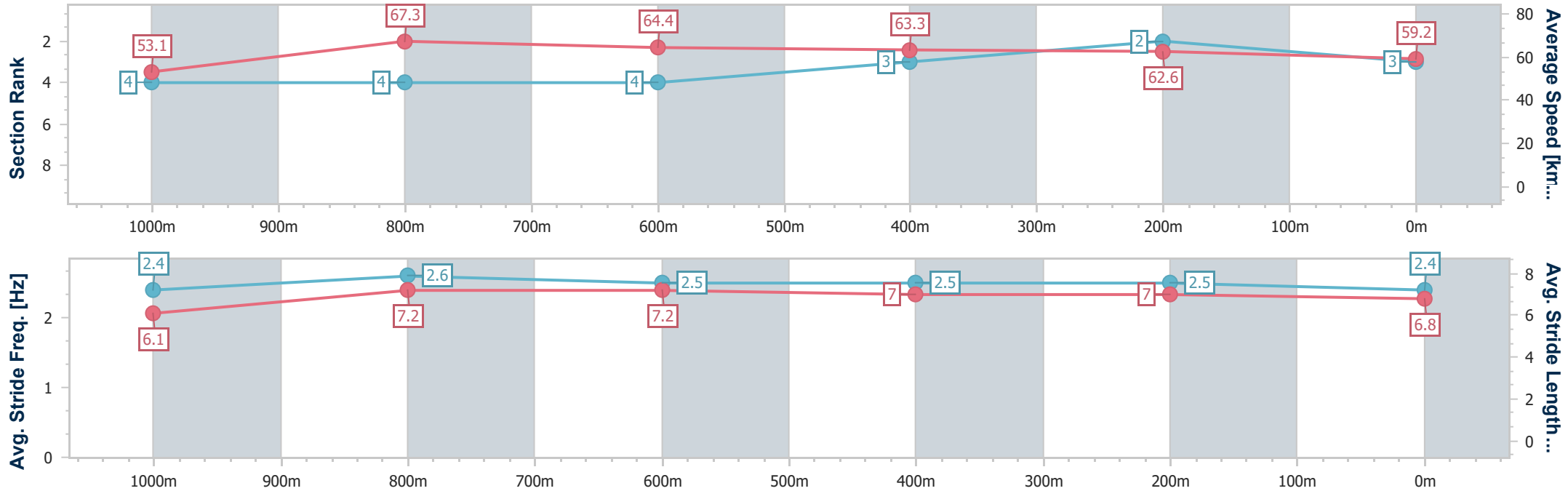
Ipswich QLD Professional
 Race 5: TOTAL CLUB MANAGEMENT Fillies and Mares
 BENCHMARK 60 Handicap - 1200m



18 November 2022 - 16:04

Track Rating: Good 3, Weather: Fine, Rail Position: +7m 1600m-1100m; +9m Remainder.

Section	Overall	1000m	800m	600m	400m	200m								
Section Times	1:10.28 [3] (0:13.58)	0:56.70 [4] (0:10.62)	0:46.08 [4] (0:11.09)	0:34.99 [4] (0:11.31)	0:23.68 [3] (0:11.51)	0:12.17 [2] (0:12.17)								
Average Speed [km/h]	53.1	67.3	64.4	63.3	62.6	59.2								
Top Speed [km/h]	68.7	69.2	67.1	64.2	64.0	61.0								
Avg. Dist. to Rail [m]	2.9	2.0	2.3	1.6	1.9	3.4								
Avg. Stride Freq. [Hz]	2.4	2.6	2.5	2.5	2.5	2.4								
Avg. Stride Length [m]	6.1	7.2	7.2	7.0	7.0	6.8								



- [] Ranking at each section and finish
- .-.- No data available at this section
- NA No data available



Horse/Jockey Name	Sirianni
Final Rank	4
Fastest Section Time (Section)	0:10.56 (1000m)
Top Speed [km/h] (Section)	68.6 (Overall)
Race State	Finished



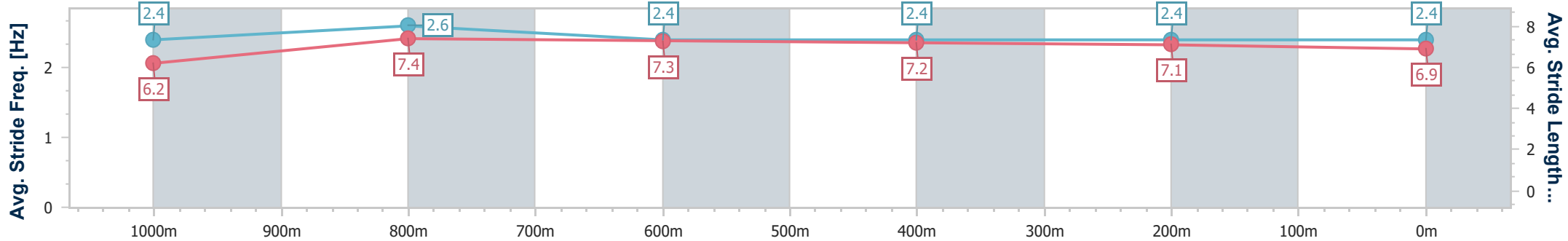
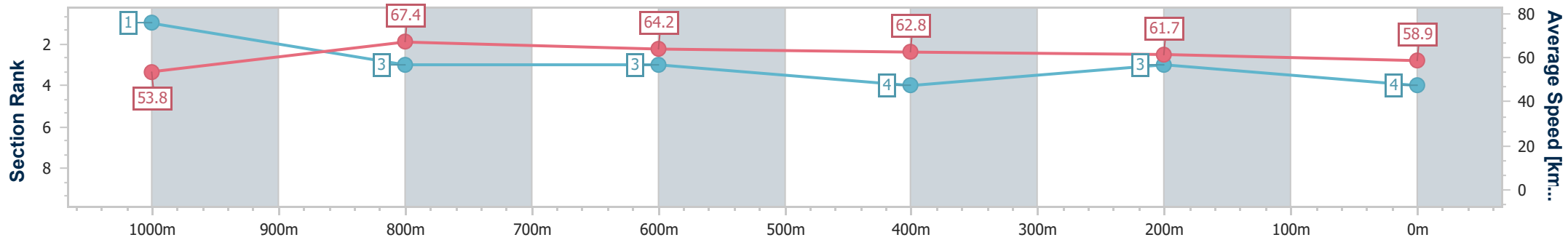
Ipswich QLD Professional
 Race 5: TOTAL CLUB MANAGEMENT Fillies and Mares
 BENCHMARK 60 Handicap - 1200m



18 November 2022 - 16:04

Track Rating: Good 3, Weather: Fine, Rail Position: +7m 1600m-1100m; +9m Remainder.

Section	Overall	1000m	800m	600m	400m	200m								
Section Times	1:10.63 [4] (0:13.42)	0:57.21 [1] (0:10.56)	0:46.65 [3] (0:11.18)	0:35.47 [3] (0:11.48)	0:23.99 [4] (0:11.77)	0:12.22 [3] (0:12.22)								
Average Speed [km/h]	53.8	67.4	64.2	62.8	61.7	58.9								
Top Speed [km/h]	68.6	68.5	66.1	63.8	62.8	60.4								
Avg. Dist. to Rail [m]	1.4	3.4	1.2	0.5	3.2	3.6								
Avg. Stride Freq. [Hz]	2.4	2.6	2.4	2.4	2.4	2.4								
Avg. Stride Length [m]	6.2	7.4	7.3	7.2	7.1	6.9								



- [] Ranking at each section and finish
- .-.- No data available at this section
- NA No data available



Horse/Jockey Name	Lynric Lass
Final Rank	5
Fastest Section Time (Section)	0:10.70 (1000m)
Top Speed [km/h] (Section)	68.1 (1000m)
Race State	Finished



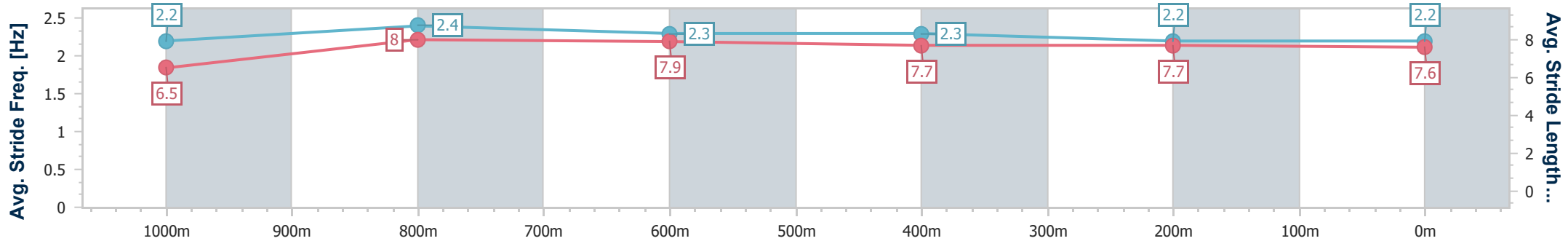
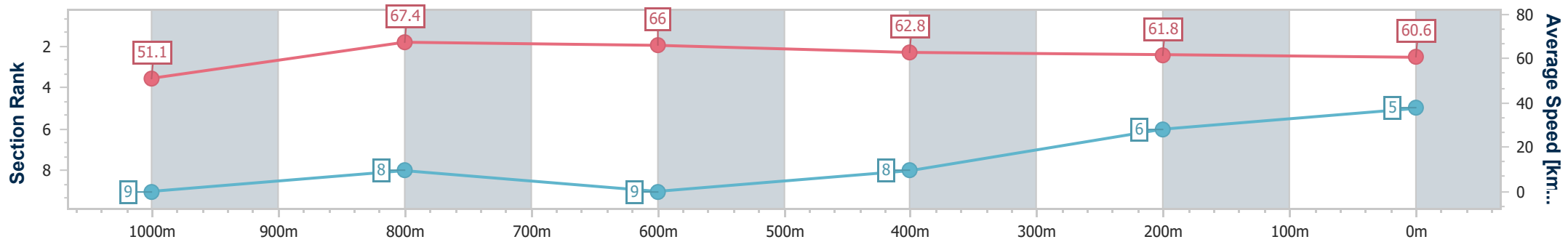
Ipswich QLD Professional
 Race 5: TOTAL CLUB MANAGEMENT Fillies and Mares
 BENCHMARK 60 Handicap - 1200m



18 November 2022 - 16:04

Track Rating: Good 3, Weather: Fine, Rail Position: +7m 1600m-1100m; +9m Remainder.

Section	Overall	1000m	800m	600m	400m	200m								
Section Times	1:10.70 [5] (0:14.09)	0:56.61 [9] (0:10.70)	0:45.91 [8] (0:10.93)	0:34.98 [9] (0:11.43)	0:23.55 [8] (0:11.66)	0:11.89 [6] (0:11.89)								
Average Speed [km/h]	51.1	67.4	66.0	62.8	61.8	60.6								
Top Speed [km/h]	68.0	68.1	67.7	65.1	63.4	62.1								
Avg. Dist. to Rail [m]	6.4	0.4	0.2	0.2	0.7	4.9								
Avg. Stride Freq. [Hz]	2.2	2.4	2.3	2.3	2.2	2.2								
Avg. Stride Length [m]	6.5	8.0	7.9	7.7	7.7	7.6								



- [] Ranking at each section and finish
- .-.- No data available at this section
- NA No data available



Horse/Jockey Name	Mandalay Blonde
Final Rank	6
Fastest Section Time (Section)	0:10.73 (1000m)
Top Speed [km/h] (Section)	68.5 (800m)
Race State	Finished



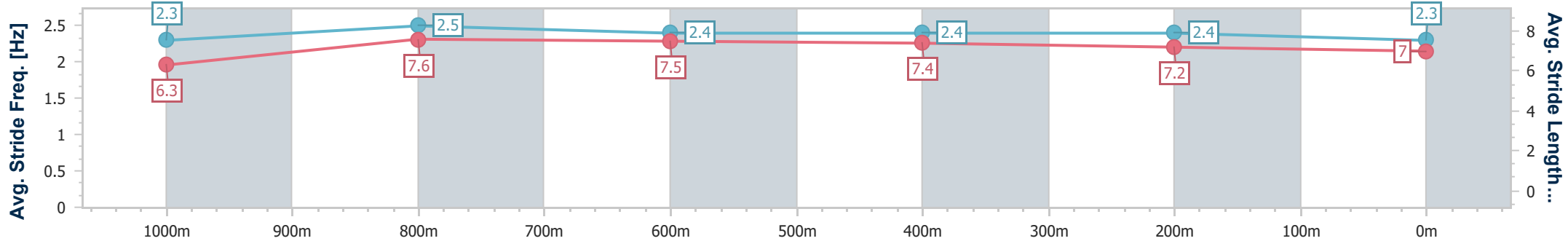
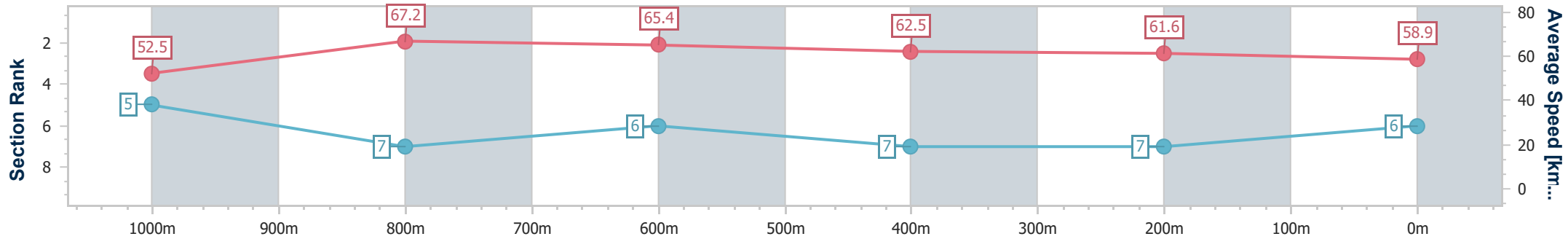
Ipswich QLD Professional
 Race 5: TOTAL CLUB MANAGEMENT Fillies and Mares
 BENCHMARK 60 Handicap - 1200m



18 November 2022 - 16:04

Track Rating: Good 3, Weather: Fine, Rail Position: +7m 1600m-1100m; +9m Remainder.

Section	Overall	1000m	800m	600m	400m	200m
Section Times	1:11.18 [6] (0:13.72)	0:57.46 [5] (0:10.73)	0:46.73 [7] (0:11.08)	0:35.65 [6] (0:11.59)	0:24.06 [7] (0:11.83)	0:12.23 [7] (0:12.23)
Average Speed [km/h]	52.5	67.2	65.4	62.5	61.6	58.9
Top Speed [km/h]	67.2	68.4	68.5	63.2	62.8	62.7
Avg. Dist. to Rail [m]	7.1	1.2	1.7	1.5	3.9	6.4
Avg. Stride Freq. [Hz]	2.3	2.5	2.4	2.4	2.4	2.3
Avg. Stride Length [m]	6.3	7.6	7.5	7.4	7.2	7.0



- [] Ranking at each section and finish
- .-.- No data available at this section
- NA No data available



Horse/Jockey Name	Zanazou
Final Rank	7
Fastest Section Time (Section)	0:10.54 (1000m)
Top Speed [km/h] (Section)	69.3 (1000m)
Race State	Finished



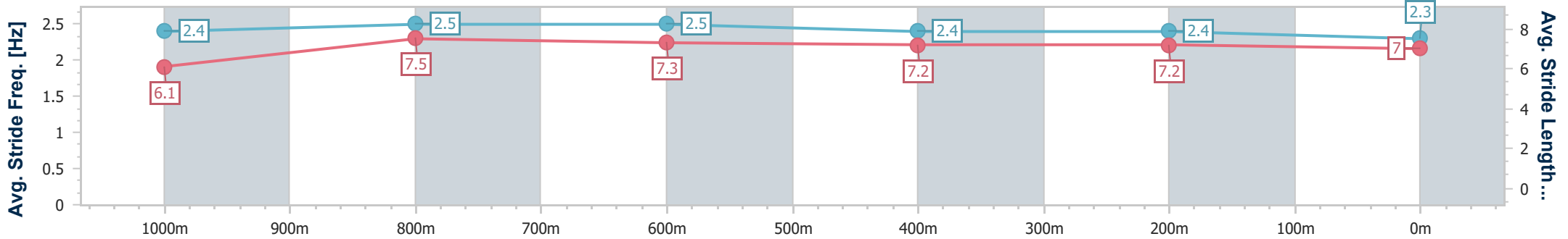
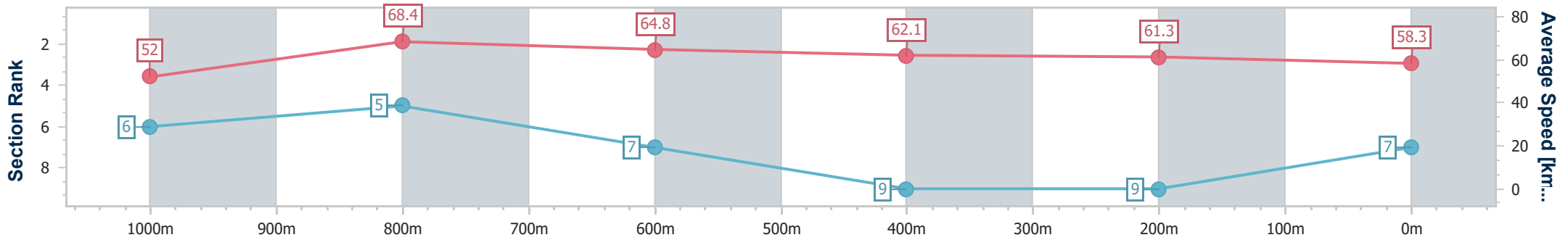
Ipswich QLD Professional
 Race 5: TOTAL CLUB MANAGEMENT Fillies and Mares
 BENCHMARK 60 Handicap - 1200m



18 November 2022 - 16:04

Track Rating: Good 3, Weather: Fine, Rail Position: +7m 1600m-1100m; +9m Remainder.

Section	Overall	1000m	800m	600m	400m	200m								
Section Times	1:11.39 [7] (0:13.85)	0:57.54 [6] (0:10.54)	0:47.00 [5] (0:11.19)	0:35.81 [7] (0:11.64)	0:24.17 [9] (0:11.82)	0:12.35 [9] (0:12.35)								
Average Speed [km/h]	52.0	68.4	64.8	62.1	61.3	58.3								
Top Speed [km/h]	68.8	69.3	68.0	62.7	62.8	60.9								
Avg. Dist. to Rail [m]	8.9	0.9	1.8	1.6	2.1	2.9								
Avg. Stride Freq. [Hz]	2.4	2.5	2.5	2.4	2.4	2.3								
Avg. Stride Length [m]	6.1	7.5	7.3	7.2	7.2	7.0								



- [] Ranking at each section and finish
- .-.- No data available at this section
- NA No data available



Horse/Jockey Name	I'm A Foxygirl
Final Rank	8
Fastest Section Time (Section)	0:10.48 (1000m)
Top Speed [km/h] (Section)	70.7 (1000m)
Race State	Finished



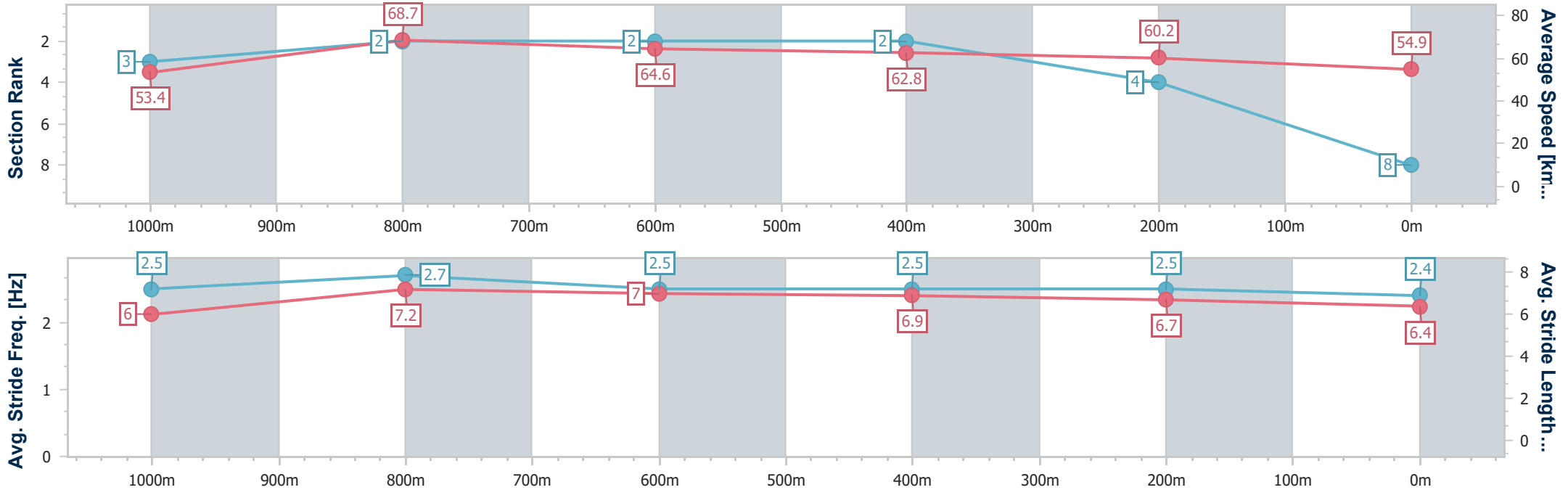
Ipswich QLD Professional
 Race 5: TOTAL CLUB MANAGEMENT Fillies and Mares
 BENCHMARK 60 Handicap - 1200m



18 November 2022 - 16:04

Track Rating: Good 3, Weather: Fine, Rail Position: +7m 1600m-1100m; +9m Remainder.

Section	Overall	1000m	800m	600m	400m	200m								
Section Times	1:11.65 [8] (0:13.50)	0:58.15 [3] (0:10.48)	0:47.67 [2] (0:11.11)	0:36.56 [2] (0:11.46)	0:25.10 [2] (0:11.97)	0:13.13 [4] (0:13.13)								
Average Speed [km/h]	53.4	68.7	64.6	62.8	60.2	54.9								
Top Speed [km/h]	70.0	70.7	67.0	64.0	63.1	57.4								
Avg. Dist. to Rail [m]	8.7	0.7	1.3	0.4	0.9	2.7								
Avg. Stride Freq. [Hz]	2.5	2.7	2.5	2.5	2.5	2.4								
Avg. Stride Length [m]	6.0	7.2	7.0	6.9	6.7	6.4								



- [] Ranking at each section and finish
- .-.- No data available at this section
- NA No data available



Horse/Jockey Name	Najah
Final Rank	9
Fastest Section Time (Section)	0:10.49 (1000m)
Top Speed [km/h] (Section)	69.7 (1000m)
Race State	Finished



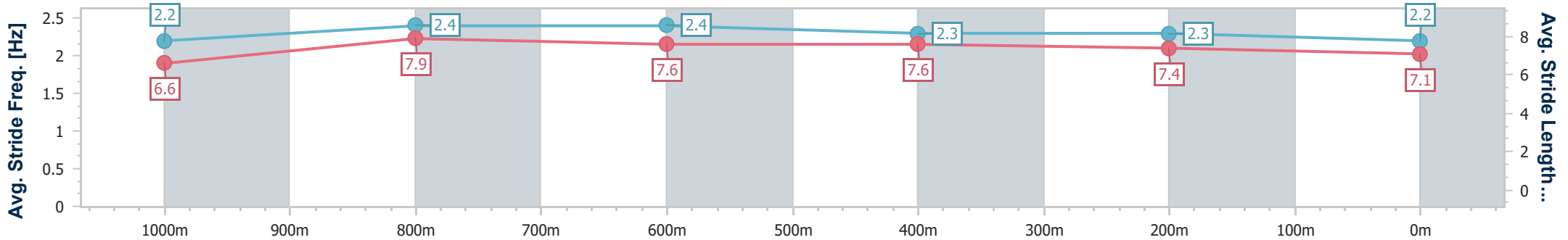
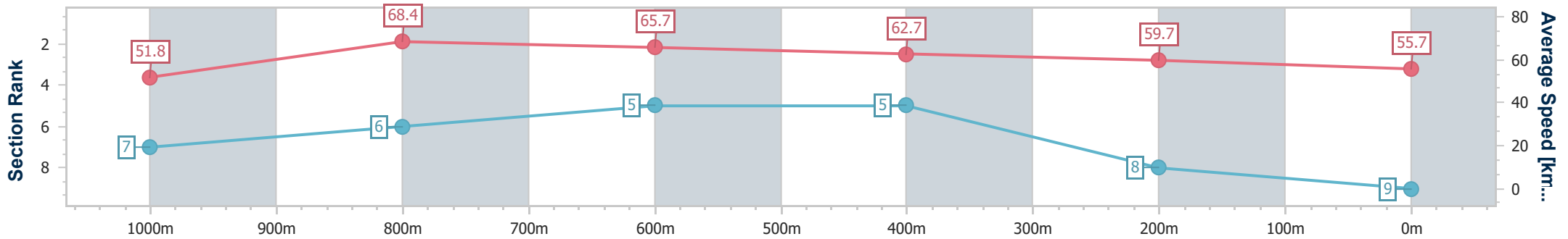
Ipswich QLD Professional
 Race 5: TOTAL CLUB MANAGEMENT Fillies and Mares
 BENCHMARK 60 Handicap - 1200m



18 November 2022 - 16:04

Track Rating: Good 3, Weather: Fine, Rail Position: +7m 1600m-1100m; +9m Remainder.

Section	Overall	1000m	800m	600m	400m	200m								
Section Times	1:11.90 [9] (0:13.90)	0:58.00 [7] (0:10.49)	0:47.51 [6] (0:10.93)	0:36.58 [5] (0:11.50)	0:25.08 [5] (0:12.15)	0:12.93 [8] (0:12.93)								
Average Speed [km/h]	51.8	68.4	65.7	62.7	59.7	55.7								
Top Speed [km/h]	69.7	69.7	68.7	64.2	61.5	60.6								
Avg. Dist. to Rail [m]	6.3	1.4	0.4	0.2	3.1	5.6								
Avg. Stride Freq. [Hz]	2.2	2.4	2.4	2.3	2.3	2.2								
Avg. Stride Length [m]	6.6	7.9	7.6	7.6	7.4	7.1								



- [] Ranking at each section and finish
- .-.- No data available at this section
- NA No data available