

Track Rating: Good 3, Weather: Fine, Rail Position: +7m 1600m-1100m; +9m Remainder.

Section				Overall	1200m	1000m	800m	600m	400m	Last 600m			
Field Times				1:21.40 (0:11.18)	1:10.22 (0:11.25)	0:58.97 (0:11.99)	0:46.98 (0:11.93)	0:35.05 (0:11.60)	0:23.45 (0:11.42)	0:35.05			
Rank	TAB	Horse/Jockey	Barrier	Top Speed [km/h]	Fastest Section							Distance Travelled [m]	
1	6	<b>STEAL THE FIELD</b> Jag Guthmann-Chester	2	66.6 1200m	0:11.18 Overall	1:21.40 [1] (0:11.18)	1:10.22 [1] (0:11.25)	0:58.97 [1] (0:11.99)	0:46.98 [1] (0:11.93)	0:35.05 [1] (0:11.60)	0:23.45 [1] (0:11.42)	0:35.05	
2	12	<b>TUBTHUMPER</b> Brodie Loy	8	64.5 1200m	0:11.26 Overall	1:21.61 [2] (0:11.26)	1:10.35 [2] (0:11.48)	0:58.87 [2] (0:11.88)	0:46.99 [3] (0:12.05)	0:34.94 [3] (0:11.71)	0:23.23 [3] (0:11.53)	0:34.94	+9
3	10	<b>FAT FINGERS</b> Ben Thompson	6	65.3 1200m	0:11.32 1200m	1:21.70 [3] (0:11.46)	1:10.24 [4] (0:11.32)	0:58.92 [4] (0:11.93)	0:46.99 [4] (0:11.98)	0:35.01 [4] (0:11.69)	0:23.32 [4] (0:11.57)	0:35.01	+3
4	3	<b>GODRA</b> Rikki Jamieson	9	64.4 1200m	0:11.42 Overall	1:21.71 [4] (0:11.42)	1:10.29 [3] (0:11.52)	0:58.77 [5] (0:11.86)	0:46.91 [5] (0:11.94)	0:34.97 [5] (0:11.65)	0:23.32 [5] (0:11.61)	0:34.97	+5
5	9	<b>EXCUSE ME</b> Sean Cormack	4	64.6 1200m	0:11.39 1200m	1:21.87 [5] (0:11.66)	1:10.21 [7] (0:11.39)	0:58.82 [6] (0:11.88)	0:46.94 [7] (0:11.98)	0:34.96 [7] (0:11.63)	0:23.33 [6] (0:11.74)	0:34.96	+7
6	2	<b>CHAYSE 'N' NOAH</b> Vishan Venkaya	5	65.7 400m	0:11.45 400m	1:22.22 [6] (0:11.84)	1:10.38 [10] (0:11.48)	0:58.90 [9] (0:11.85)	0:47.05 [9] (0:11.91)	0:35.14 [9] (0:11.76)	0:23.38 [9] (0:11.45)	0:35.14	+9
7	1	<b>ALBERTA THE FOX</b> Micheal Hellyer	12	65.2 1200m	0:11.25 1200m	1:22.25 [7] (0:11.50)	1:10.75 [5] (0:11.25)	0:59.50 [3] (0:11.85)	0:47.65 [2] (0:11.94)	0:35.71 [2] (0:11.76)	0:23.95 [2] (0:11.83)	0:35.71	+9
8	8	<b>DOOM DIVA</b> Kyle Wilson-Taylor	7	64.6 1200m	0:11.46 1200m	1:22.70 [8] (0:11.66)	1:11.04 [8] (0:11.46)	0:59.58 [7] (0:11.76)	0:47.82 [6] (0:11.91)	0:35.91 [6] (0:11.90)	0:24.01 [7] (0:11.88)	0:35.91	+10
9	4	<b>MESAYSO</b> Adam Spinks	11	64.4 1200m	0:11.55 1200m	1:22.94 [9] (0:11.65)	1:11.29 [6] (0:11.55)	0:59.74 [8] (0:11.77)	0:47.97 [8] (0:12.00)	0:35.97 [8] (0:11.82)	0:24.15 [8] (0:11.86)	0:35.97	+12
10	7	<b>TOFF</b> Samantha Collett	1	63.4 1200m	0:11.56 1200m	1:23.91 [10] (0:11.77)	1:12.14 [9] (0:11.56)	1:00.58 [10] (0:11.98)	0:48.60 [10] (0:12.04)	0:36.56 [10] (0:11.97)	0:24.59 [10] (0:12.12)	0:36.56	+11

Scratched: Spressi (#5), Light Of Dubai (#11)

Track Rating: Good 3, Weather: Fine, Rail Position: +7m 1600m-1100m; +9m Remainder.

Section	Overall	1200m	1000m	800m	600m	400m	Last 600m
Field Times	1:21.40 (0:11.18)	1:10.22 (0:11.25)	0:58.97 (0:11.99)	0:46.98 (0:11.93)	0:35.05 (0:11.60)	0:23.45 (0:11.42)	0:35.05

[ ] Ranking at each section and finish  
-:--:- No data available at this section  
NA No data available

SCN Saddle cloth number  
DNF Did not finish  
DNT Did not track

Track Rating: Good 3, Weather: Fine, Rail Position: +7m 1600m-1100m; +9m Remainder.

Section				200m				Last 600m	
Field Times				0:12.03 (0:12.03)				0:35.05	
Rank	TAB	Horse/Jockey	Barrier	Top Speed [km/h]	Fastest Section	Margin		Distance Travelled [m]	
1	6	<b>STEAL THE FIELD</b> Jag Guthmann-Chester	2	66.6 1200m	0:11.18 Overall	0:12.03 [1] (0:12.03)	1:21.40	0:35.05	
2	12	<b>TUBTHUMPER</b> Brodie Loy	8	64.5 1200m	0:11.26 Overall	0:11.70 [2] (0:11.70)	1L	0:34.94	+9
3	10	<b>FAT FINGERS</b> Ben Thompson	6	65.3 1200m	0:11.32 1200m	0:11.75 [3] (0:11.75)	1.5L	0:35.01	+3
4	3	<b>GODRA</b> Rikki Jamieson	9	64.4 1200m	0:11.42 Overall	0:11.71 [4] (0:11.71)	1.6L	0:34.97	+5
5	9	<b>EXCUSE ME</b> Sean Cormack	4	64.6 1200m	0:11.39 1200m	0:11.59 [6] (0:11.59)	2.4L	0:34.96	+7
6	2	<b>CHAYSE 'N' NOAH</b> Vishan Venkaya	5	65.7 400m	0:11.45 400m	0:11.93 [7] (0:11.93)	4.4L	0:35.14	+9
7	1	<b>ALBERTA THE FOX</b> Micheal Hellyer	12	65.2 1200m	0:11.25 1200m	0:12.12 [5] (0:12.12)	4.6L	0:35.71	+9
8	8	<b>DOOM DIVA</b> Kyle Wilson-Taylor	7	64.6 1200m	0:11.46 1200m	0:12.13 [8] (0:12.13)	7.1L	0:35.91	+10
9	4	<b>MESAYSO</b> Adam Spinks	11	64.4 1200m	0:11.55 1200m	0:12.29 [9] (0:12.29)	8.4L	0:35.97	+12
10	7	<b>TOFF</b> Samantha Collett	1	63.4 1200m	0:11.56 1200m	0:12.47 [10] (0:12.47)	13.9L	0:36.56	+11

Scratched: Spressi (#5), Light Of Dubai (#11)

Report Created: Fri 18 November 2022 15:45 GMT (Note: Timing is based on position data)

Page 3/14

[ ] Ranking at each section and finish  
 -:-:- No data available at this section  
 NA No data available

SCN Saddle cloth number  
 DNF Did not finish  
 DNT Did not track

Section	200m	Last 600m
Field Times	0:12.03 (0:12.03)	0:35.05

[ ] Ranking at each section and finish  
-:-:- No data available at this section  
NA No data available

SCN Saddle cloth number  
DNF Did not finish  
DNT Did not track



Horse/Jockey Name	Steal The Field
Final Rank	1
Fastest Section Time (Section)	0:11.18 (Overall)
Top Speed [km/h] (Section)	66.6 (1200m)
Race State	Finished



### Ipswich QLD Professional

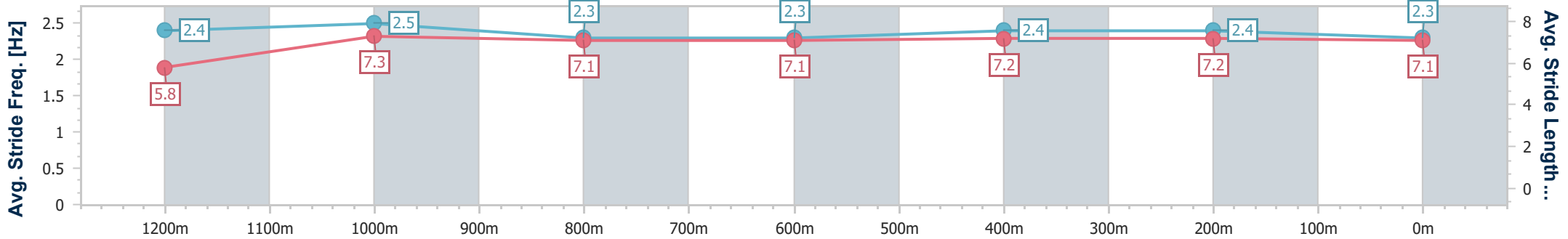
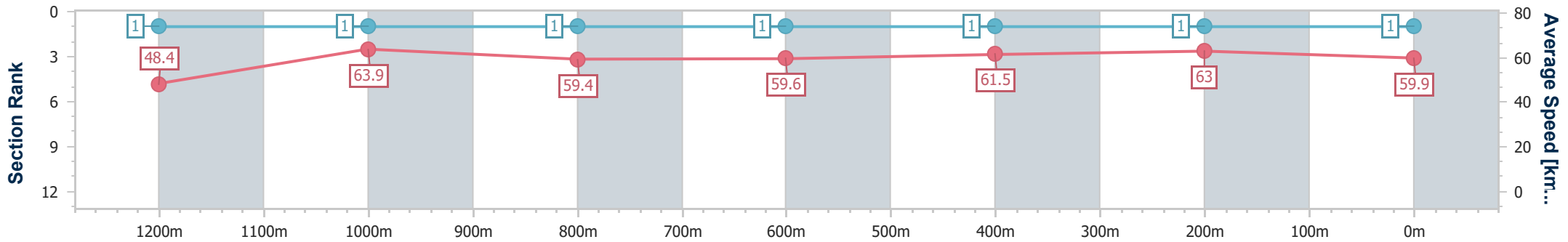
Race 2: TAB Fillies and Mares Maiden Plate - 1350m

18 November 2022 - 14:07

Track Rating: Good 3, Weather: Fine, Rail Position: +7m 1600m-1100m; +9m Remainder.



Section	Overall	1200m	1000m	800m	600m	400m	200m
Section Times	1:21.40 [1] (0:11.18)	1:10.22 [1] (0:11.25)	0:58.97 [1] (0:11.99)	0:46.98 [1] (0:11.93)	0:35.05 [1] (0:11.60)	0:23.45 [1] (0:11.42)	0:12.03 [1] (0:12.03)
Average Speed [km/h]	48.4	63.9	59.4	59.6	61.5	63.0	59.9
Top Speed [km/h]	66.4	66.6	61.3	61.0	63.6	64.4	62.3
Avg. Dist. to Rail [m]	1.2	0.9	3.2	3.2	2.5	1.5	2.9
Avg. Stride Freq. [Hz]	2.4	2.5	2.3	2.3	2.4	2.4	2.3
Avg. Stride Length [m]	5.8	7.3	7.1	7.1	7.2	7.2	7.1



- [ ] Ranking at each section and finish
- .-.- No data available at this section
- NA No data available



Horse/Jockey Name	Tubthumper
Final Rank	2
Fastest Section Time (Section)	0:11.26 (Overall)
Top Speed [km/h] (Section)	64.5 (1200m)
Race State	Finished



Ipswich QLD Professional

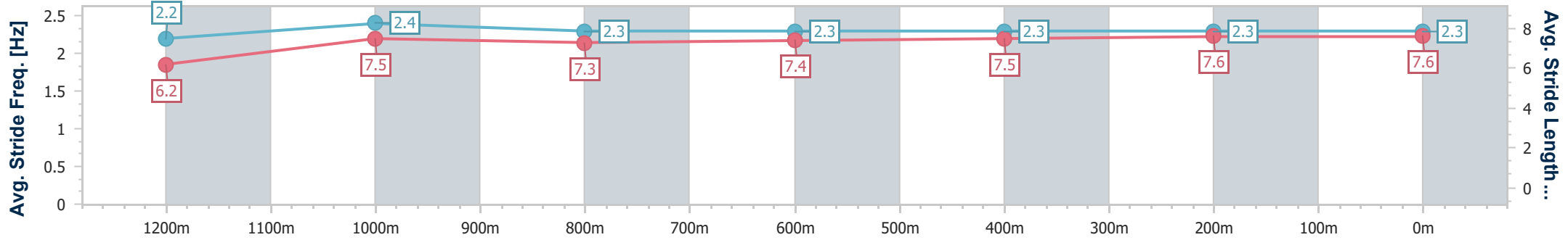
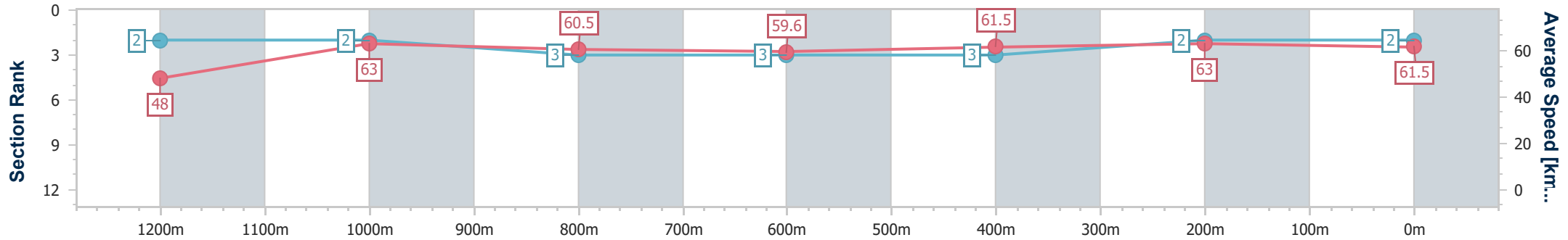
Race 2: TAB Fillies and Mares Maiden Plate - 1350m

18 November 2022 - 14:07

Track Rating: Good 3, Weather: Fine, Rail Position: +7m 1600m-1100m; +9m Remainder.



Section	Overall	1200m	1000m	800m	600m	400m	200m
Section Times	1:21.61 [2] (0:11.26)	1:10.35 [2] (0:11.48)	0:58.87 [2] (0:11.88)	0:46.99 [3] (0:12.05)	0:34.94 [3] (0:11.71)	0:23.23 [3] (0:11.53)	0:11.70 [2] (0:11.70)
Average Speed [km/h]	48.0	63.0	60.5	59.6	61.5	63.0	61.5
Top Speed [km/h]	63.8	64.5	63.9	60.5	63.3	63.9	63.7
Avg. Dist. to Rail [m]	5.5	2.7	0.6	0.3	0.3	2.4	4.6
Avg. Stride Freq. [Hz]	2.2	2.4	2.3	2.3	2.3	2.3	2.3
Avg. Stride Length [m]	6.2	7.5	7.3	7.4	7.5	7.6	7.6



- [ ] Ranking at each section and finish
- .-.- No data available at this section
- NA No data available



Horse/Jockey Name	Fat Fingers
Final Rank	3
Fastest Section Time (Section)	0:11.32 (1200m)
Top Speed [km/h] (Section)	65.3 (1200m)
Race State	Finished



### Ipswich QLD Professional

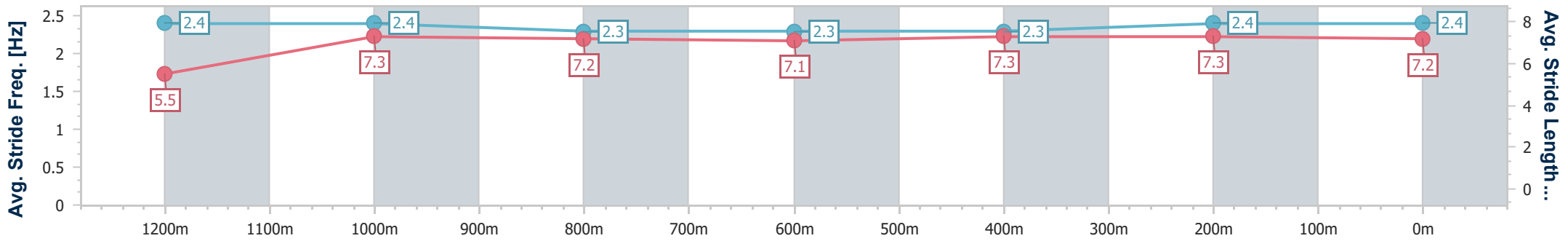
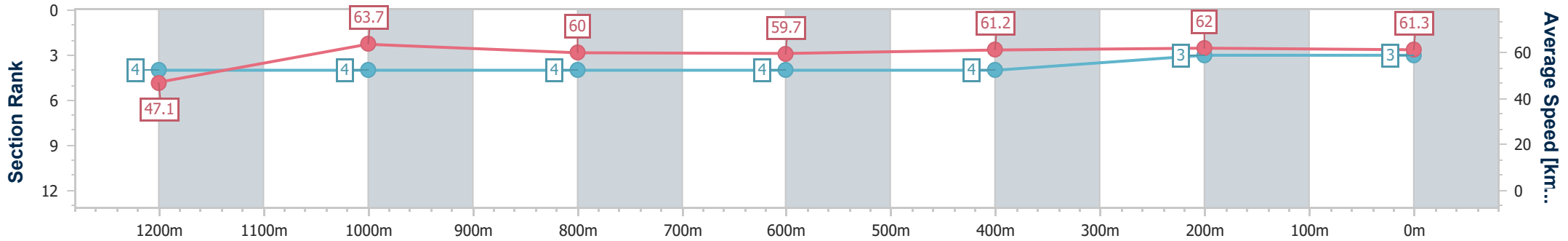
Race 2: TAB Fillies and Mares Maiden Plate - 1350m

18 November 2022 - 14:07

Track Rating: Good 3, Weather: Fine, Rail Position: +7m 1600m-1100m; +9m Remainder.



Section	Overall	1200m	1000m	800m	600m	400m	200m
Section Times	1:21.70 [3] (0:11.46)	1:10.24 [4] (0:11.32)	0:58.92 [4] (0:11.93)	0:46.99 [4] (0:11.98)	0:35.01 [4] (0:11.69)	0:23.32 [4] (0:11.57)	0:11.75 [3] (0:11.75)
Average Speed [km/h]	47.1	63.7	60.0	59.7	61.2	62.0	61.3
Top Speed [km/h]	63.3	65.3	62.8	60.6	62.4	63.7	62.4
Avg. Dist. to Rail [m]	4.2	1.9	1.5	2.1	1.8	0.6	0.9
Avg. Stride Freq. [Hz]	2.4	2.4	2.3	2.3	2.3	2.4	2.4
Avg. Stride Length [m]	5.5	7.3	7.2	7.1	7.3	7.3	7.2



- [ ] Ranking at each section and finish
- .-.- No data available at this section
- NA No data available



Horse/Jockey Name	Godra
Final Rank	4
Fastest Section Time (Section)	0:11.42 (Overall)
Top Speed [km/h] (Section)	64.4 (1200m)
Race State	Finished



### Ipswich QLD Professional

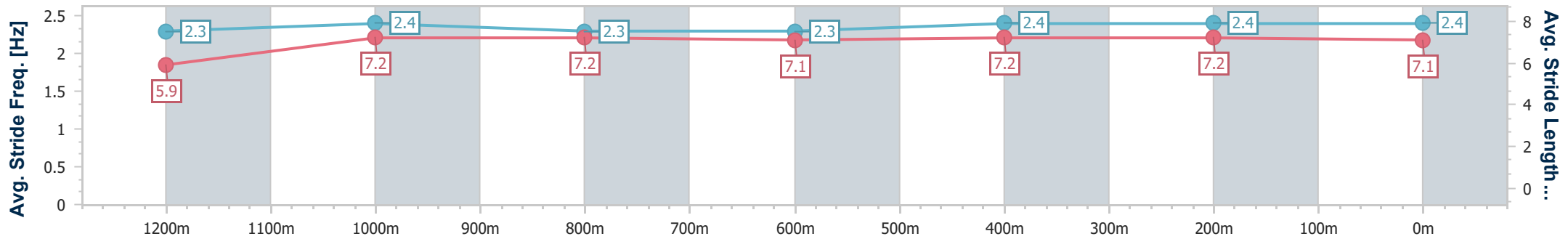
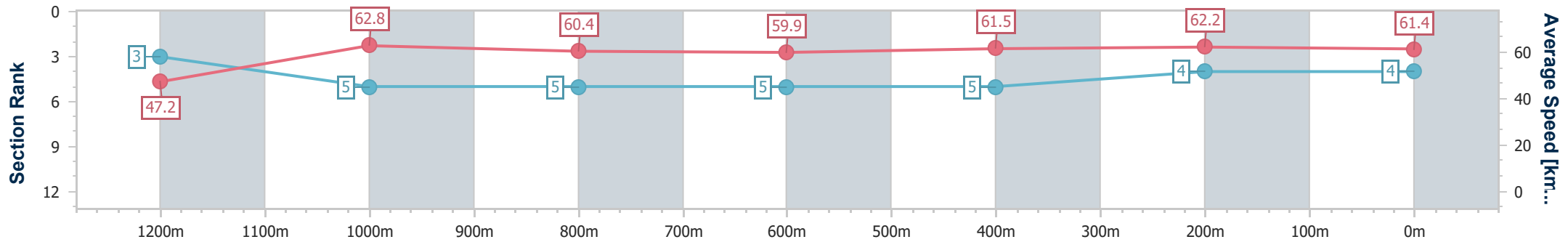
Race 2: TAB Fillies and Mares Maiden Plate - 1350m

18 November 2022 - 14:07

Track Rating: Good 3, Weather: Fine, Rail Position: +7m 1600m-1100m; +9m Remainder.



Section	Overall	1200m	1000m	800m	600m	400m	200m
Section Times	1:21.71 [4] (0:11.42)	1:10.29 [3] (0:11.52)	0:58.77 [5] (0:11.86)	0:46.91 [5] (0:11.94)	0:34.97 [5] (0:11.65)	0:23.32 [5] (0:11.61)	0:11.71 [4] (0:11.71)
Average Speed [km/h]	47.2	62.8	60.4	59.9	61.5	62.2	61.4
Top Speed [km/h]	64.0	64.4	63.3	61.2	63.0	62.9	63.6
Avg. Dist. to Rail [m]	6.5	2.7	1.2	1.8	0.9	1.6	3.9
Avg. Stride Freq. [Hz]	2.3	2.4	2.3	2.3	2.4	2.4	2.4
Avg. Stride Length [m]	5.9	7.2	7.2	7.1	7.2	7.2	7.1



- [ ] Ranking at each section and finish
- .-.- No data available at this section
- NA No data available





Horse/Jockey Name	Excuse Me
Final Rank	5
Fastest Section Time (Section)	0:11.39 (1200m)
Top Speed [km/h] (Section)	64.6 (1200m)
Race State	Finished



### Ipswich QLD Professional

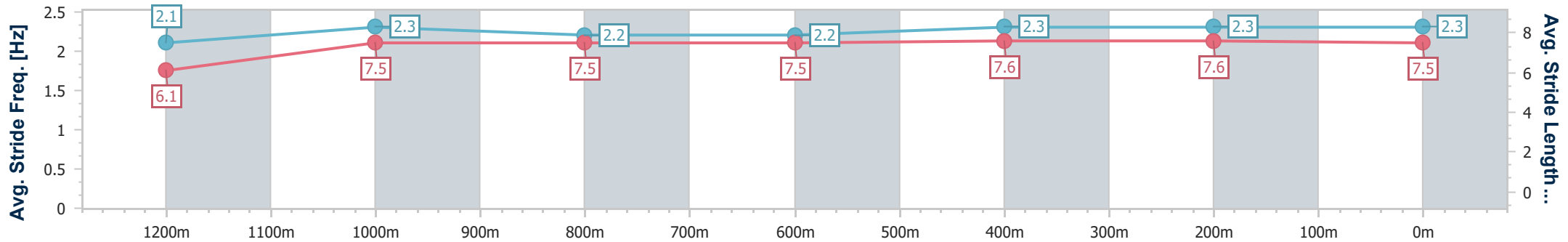
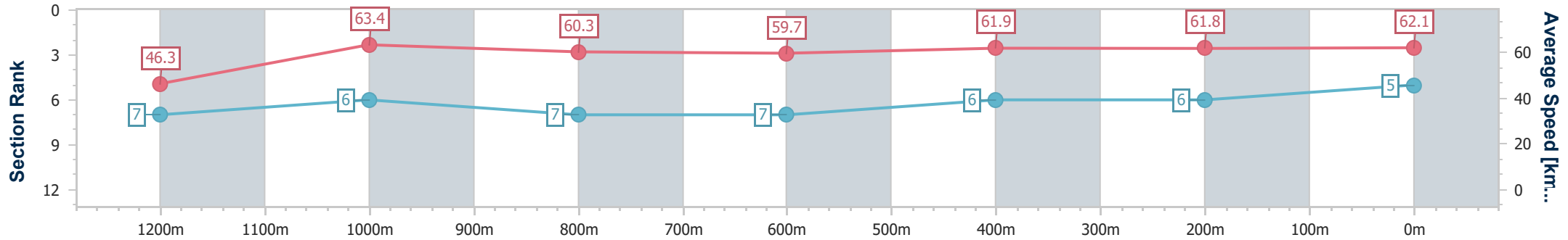
Race 2: TAB Fillies and Mares Maiden Plate - 1350m

18 November 2022 - 14:07

Track Rating: Good 3, Weather: Fine, Rail Position: +7m 1600m-1100m; +9m Remainder.



Section	Overall	1200m	1000m	800m	600m	400m	200m
Section Times	1:21.87 [5] (0:11.66)	1:10.21 [7] (0:11.39)	0:58.82 [6] (0:11.88)	0:46.94 [7] (0:11.98)	0:34.96 [7] (0:11.63)	0:23.33 [6] (0:11.74)	0:11.59 [6] (0:11.59)
Average Speed [km/h]	46.3	63.4	60.3	59.7	61.9	61.8	62.1
Top Speed [km/h]	62.7	64.6	62.3	61.3	63.1	63.0	62.7
Avg. Dist. to Rail [m]	2.8	1.6	1.1	1.5	0.6	3.1	5.7
Avg. Stride Freq. [Hz]	2.1	2.3	2.2	2.2	2.3	2.3	2.3
Avg. Stride Length [m]	6.1	7.5	7.5	7.5	7.6	7.6	7.5



- [ ] Ranking at each section and finish
- .-.- No data available at this section
- NA No data available



Horse/Jockey Name	Chayse 'N' Noah
Final Rank	6
Fastest Section Time (Section)	0:11.45 (400m)
Top Speed [km/h] (Section)	65.7 (400m)
Race State	Finished



### Ipswich QLD Professional

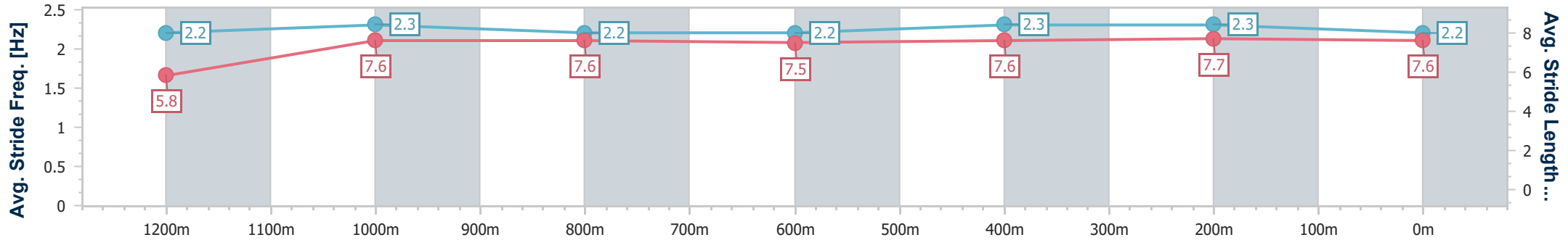
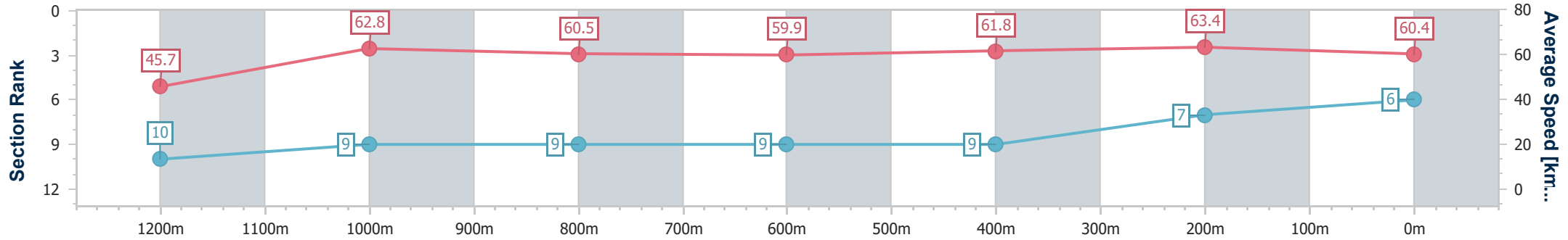
Race 2: TAB Fillies and Mares Maiden Plate - 1350m

18 November 2022 - 14:07

Track Rating: Good 3, Weather: Fine, Rail Position: +7m 1600m-1100m; +9m Remainder.



Section	Overall	1200m	1000m	800m	600m	400m	200m
Section Times	1:22.22 [6] (0:11.84)	1:10.38 [10] (0:11.48)	0:58.90 [9] (0:11.85)	0:47.05 [9] (0:11.91)	0:35.14 [9] (0:11.76)	0:23.38 [9] (0:11.45)	0:11.93 [7] (0:11.93)
Average Speed [km/h]	45.7	62.8	60.5	59.9	61.8	63.4	60.4
Top Speed [km/h]	64.1	63.8	62.9	61.0	64.3	65.7	65.0
Avg. Dist. to Rail [m]	3.0	2.5	1.3	2.3	1.8	3.3	6.1
Avg. Stride Freq. [Hz]	2.2	2.3	2.2	2.2	2.3	2.3	2.2
Avg. Stride Length [m]	5.8	7.6	7.6	7.5	7.6	7.7	7.6



- [ ] Ranking at each section and finish
- .-.- No data available at this section
- NA No data available



Horse/Jockey Name	Alberta The Fox
Final Rank	7
Fastest Section Time (Section)	0:11.25 (1200m)
Top Speed [km/h] (Section)	65.2 (1200m)
Race State	Finished



### Ipswich QLD Professional

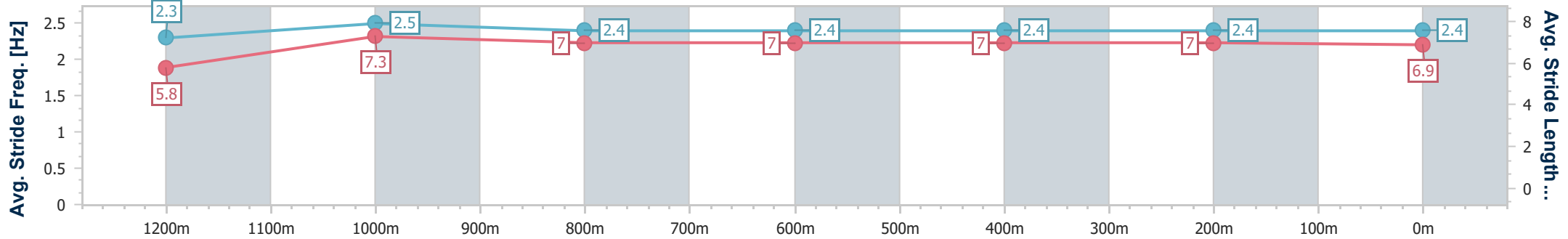
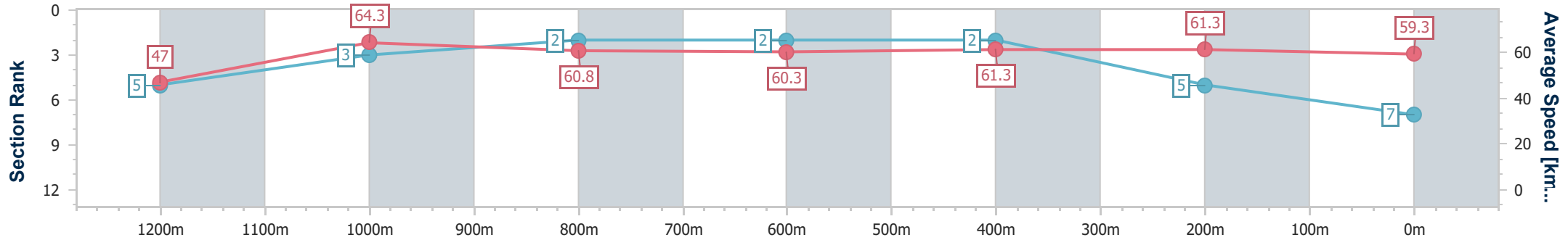
Race 2: TAB Fillies and Mares Maiden Plate - 1350m

18 November 2022 - 14:07

Track Rating: Good 3, Weather: Fine, Rail Position: +7m 1600m-1100m; +9m Remainder.



Section	Overall	1200m	1000m	800m	600m	400m	200m
Section Times	1:22.25 [7] (0:11.50)	1:10.75 [5] (0:11.25)	0:59.50 [3] (0:11.85)	0:47.65 [2] (0:11.94)	0:35.71 [2] (0:11.76)	0:23.95 [2] (0:11.83)	0:12.12 [5] (0:12.12)
Average Speed [km/h]	47.0	64.3	60.8	60.3	61.3	61.3	59.3
Top Speed [km/h]	63.8	65.2	63.9	60.8	62.5	61.9	61.5
Avg. Dist. to Rail [m]	8.5	4.1	0.7	0.4	0.4	2.7	4.7
Avg. Stride Freq. [Hz]	2.3	2.5	2.4	2.4	2.4	2.4	2.4
Avg. Stride Length [m]	5.8	7.3	7.0	7.0	7.0	7.0	6.9



- [ ] Ranking at each section and finish
- .-.- No data available at this section
- NA No data available



Horse/Jockey Name	Doom Diva
Final Rank	8
Fastest Section Time (Section)	0:11.46 (1200m)
Top Speed [km/h] (Section)	64.6 (1200m)
Race State	Finished



### Ipswich QLD Professional

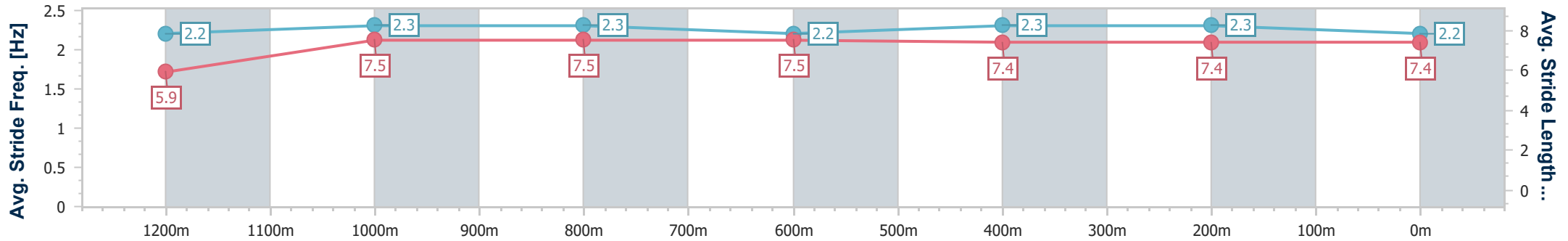
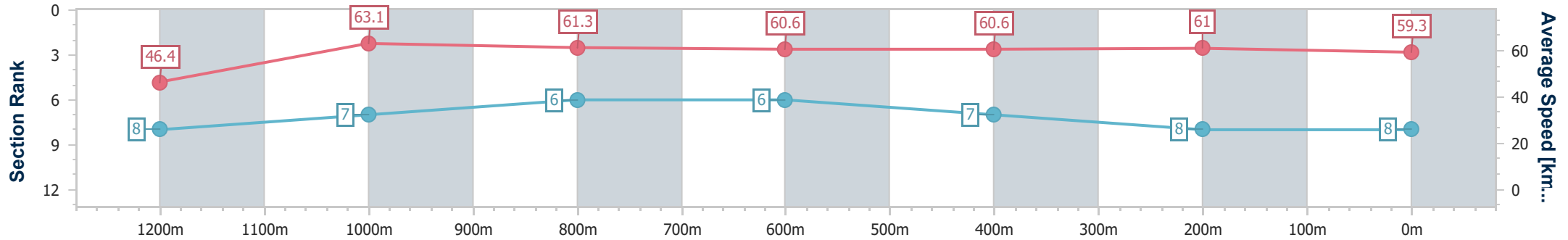
Race 2: TAB Fillies and Mares Maiden Plate - 1350m

18 November 2022 - 14:07

Track Rating: Good 3, Weather: Fine, Rail Position: +7m 1600m-1100m; +9m Remainder.



Section	Overall	1200m	1000m	800m	600m	400m	200m
Section Times	1:22.70 [8] (0:11.66)	1:11.04 [8] (0:11.46)	0:59.58 [7] (0:11.76)	0:47.82 [6] (0:11.91)	0:35.91 [6] (0:11.90)	0:24.01 [7] (0:11.88)	0:12.13 [8] (0:12.13)
Average Speed [km/h]	46.4	63.1	61.3	60.6	60.6	61.0	59.3
Top Speed [km/h]	64.1	64.6	62.7	61.4	61.3	62.9	61.0
Avg. Dist. to Rail [m]	5.3	3.4	0.7	0.1	0.6	2.3	4.0
Avg. Stride Freq. [Hz]	2.2	2.3	2.3	2.2	2.3	2.3	2.2
Avg. Stride Length [m]	5.9	7.5	7.5	7.5	7.4	7.4	7.4



- [ ] Ranking at each section and finish
- .-.- No data available at this section
- NA No data available



Horse/Jockey Name	Mesayso
Final Rank	9
Fastest Section Time (Section)	0:11.55 (1200m)
Top Speed [km/h] (Section)	64.4 (1200m)
Race State	Finished



### Ipswich QLD Professional

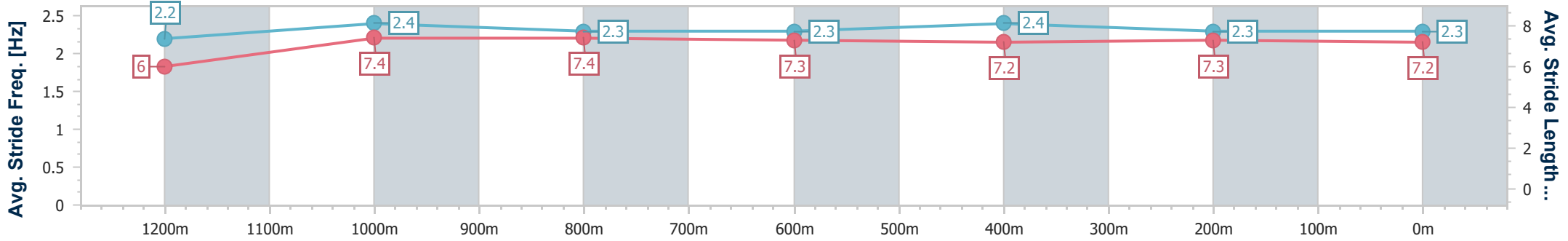
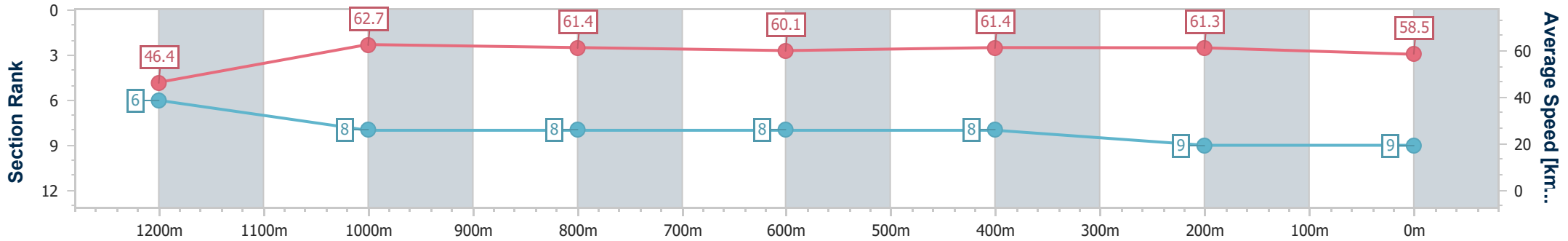
Race 2: TAB Fillies and Mares Maiden Plate - 1350m

18 November 2022 - 14:07

Track Rating: Good 3, Weather: Fine, Rail Position: +7m 1600m-1100m; +9m Remainder.



Section	Overall	1200m	1000m	800m	600m	400m	200m
Section Times	1:22.94 [9] (0:11.65)	1:11.29 [6] (0:11.55)	0:59.74 [8] (0:11.77)	0:47.97 [8] (0:12.00)	0:35.97 [8] (0:11.82)	0:24.15 [8] (0:11.86)	0:12.29 [9] (0:12.29)
Average Speed [km/h]	46.4	62.7	61.4	60.1	61.4	61.3	58.5
Top Speed [km/h]	64.0	64.4	64.0	61.3	62.5	62.4	61.2
Avg. Dist. to Rail [m]	7.2	3.9	1.4	0.9	1.4	3.3	6.3
Avg. Stride Freq. [Hz]	2.2	2.4	2.3	2.3	2.4	2.3	2.3
Avg. Stride Length [m]	6.0	7.4	7.4	7.3	7.2	7.3	7.2



- [ ] Ranking at each section and finish
- .-.- No data available at this section
- NA No data available



Horse/Jockey Name	Toff
Final Rank	10
Fastest Section Time (Section)	0:11.56 (1200m)
Top Speed [km/h] (Section)	63.4 (1200m)
Race State	Finished



### Ipswich QLD Professional

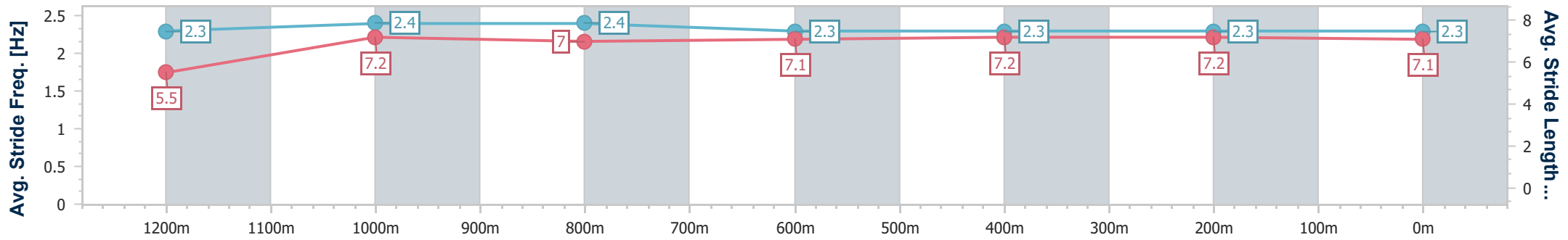
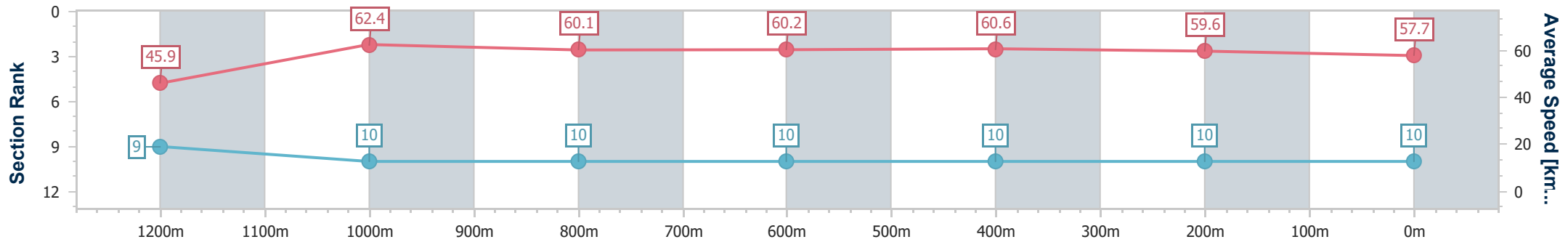
Race 2: TAB Fillies and Mares Maiden Plate - 1350m

18 November 2022 - 14:07

Track Rating: Good 3, Weather: Fine, Rail Position: +7m 1600m-1100m; +9m Remainder.



Section	Overall	1200m	1000m	800m	600m	400m	200m
Section Times	1:23.91 [10] (0:11.77)	1:12.14 [9] (0:11.56)	1:00.58 [10] (0:11.98)	0:48.60 [10] (0:12.04)	0:36.56 [10] (0:11.97)	0:24.59 [10] (0:12.12)	0:12.47 [10] (0:12.47)
Average Speed [km/h]	45.9	62.4	60.1	60.2	60.6	59.6	57.7
Top Speed [km/h]	62.0	63.4	62.0	60.6	61.4	59.9	59.3
Avg. Dist. to Rail [m]	0.4	1.4	0.8	1.4	1.8	1.3	1.3
Avg. Stride Freq. [Hz]	2.3	2.4	2.4	2.3	2.3	2.3	2.3
Avg. Stride Length [m]	5.5	7.2	7.0	7.1	7.2	7.2	7.1



- [ ] Ranking at each section and finish
- .-.- No data available at this section
- NA No data available