

Track Rating: Good 3, Weather: Fine, Rail Position: +3m Entire Course

| Section | | Overall | 1600m | 1400m | 1200m | 1000m | 800m | 600m | Last 600m | | | | |
|-------------|----------------------------------|----------------------|----------------------|----------------------|--------------------------|--------------------------|--------------------------|--------------------------|--------------------------|--------------------------|--------------------------|---------|------------------------|
| Field Times | | 1:55.20 (0:17.62) | 1:37.58 (0:11.19) | 1:26.39 (0:11.31) | 1:15.08 (0:11.72) | 1:03.36 (0:12.36) | 0:51.00 (0:12.60) | 0:38.40 (0:12.58) | 0:38.40 | | | | |
| Rank | TAB Horse/Jockey | Barrier | Top Speed [km/h] | Fastest Section | | | | | | | | | Distance Travelled [m] |
| 1 | 7 CUTABRI Georgina Cartwright | 9 | 67.0 Overall | 0:11.19 1600m | 1:55.20 [1] (0:17.62) | 1:37.58 [1] (0:11.19) | 1:26.39 [1] (0:11.31) | 1:15.08 [1] (0:11.72) | 1:03.36 [1] (0:12.36) | 0:51.00 [1] (0:12.60) | 0:38.40 [1] (0:12.58) | 0:38.40 | |
| 2 | 8 EVRYNOW'N'THEN Karl Zechner | 5 | 65.6 1600m | 0:11.00 1600m | 1:55.61 [2] (0:18.58) | 1:37.03 [6] (0:11.00) | 1:26.03 [6] (0:11.36) | 1:14.67 [6] (0:11.81) | 1:02.86 [6] (0:12.22) | 0:50.64 [5] (0:12.39) | 0:38.25 [5] (0:13.07) | 0:38.25 | +0 |
| 3 | 5 MOJO BABY Gary Geran | 1 | 65.8 Overall | 0:11.23 1600m | 1:55.73 [3] (0:18.02) | 1:37.71 [2] (0:11.23) | 1:26.48 [5] (0:11.42) | 1:15.06 [5] (0:11.77) | 1:03.29 [4] (0:12.15) | 0:51.14 [3] (0:12.45) | 0:38.69 [3] (0:13.09) | 0:38.69 | +0 |
| 4 | 4 HE'S VIRAL Montanna Savva | 4 | 68.6 1600m | 0:10.69 1600m | 1:56.41 [4] (0:18.28) | 1:38.13 [5] (0:10.69) | 1:27.44 [2] (0:11.24) | 1:16.20 [2] (0:11.78) | 1:04.42 [2] (0:12.42) | 0:52.00 [2] (0:12.50) | 0:39.50 [2] (0:12.97) | 0:39.50 | +7 |
| 5 | 1 IRONSIDE Tessa Townsend | 7 | 66.5 1600m | 0:11.18 1400m | 1:56.62 [5] (0:19.10) | 1:37.52 [8] (0:11.20) | 1:26.32 [8] (0:11.18) | 1:15.14 [8] (0:11.54) | 1:03.60 [7] (0:12.36) | 0:51.24 [8] (0:12.24) | 0:39.00 [6] (0:12.82) | 0:39.00 | +8 |
| 6 | 6 FOXY ROSE Kenji Yoshida | 6 | 67.9 1600m | 0:11.01 1600m | 1:56.71 [6] (0:18.04) | 1:38.67 [3] (0:11.01) | 1:27.66 [3] (0:11.30) | 1:16.36 [3] (0:11.90) | 1:04.46 [3] (0:12.57) | 0:51.89 [4] (0:12.49) | 0:39.40 [4] (0:13.05) | 0:39.40 | +9 |
| 7 | 2 OUR SPIDER Cecily Eaton | 8 | 65.0 1600m | 0:11.23 1600m | 1:56.72 [7] (0:18.64) | 1:38.08 [7] (0:11.23) | 1:26.85 [7] (0:11.50) | 1:15.35 [7] (0:11.68) | 1:03.67 [8] (0:12.28) | 0:51.39 [7] (0:12.37) | 0:39.02 [7] (0:12.71) | 0:39.02 | +3 |
| 8 | 3 CONDOVER HALL Chris Taylor | 3 | 66.6 1600m | 0:11.02 1600m | 2:06.46 [8] (0:18.21) | 1:48.25 [4] (0:11.02) | 1:37.23 [4] (0:11.42) | 1:25.81 [4] (0:11.83) | 1:13.98 [5] (0:12.60) | 1:01.38 [6] (0:12.77) | 0:48.61 [8] (0:13.47) | 0:48.61 | +3 |

Scratched: The Angels Kiss (#9)

Track Rating: Good 3, Weather: Fine, Rail Position: +3m Entire Course

| Section | | | | 400m | 200m | | | Last 600m |
|-------------|-----|--------------------------------|---------|----------------------|----------------------|--------------------------|--------------------------|------------------------|
| Field Times | | | | 0:25.82 (0:12.64) | 0:13.18 (0:13.18) | | | 0:38.40 |
| Rank | TAB | Horse/Jockey | Barrier | Top Speed [km/h] | Fastest Section | | | Distance Travelled [m] |
| 1 | 7 | CUTABRI Georgina Cartwright | 9 | 67.0 Overall | 0:11.19 1600m | 0:25.82 [1] (0:12.64) | 0:13.18 [1] (0:13.18) | 0:38.40 |
| 2 | 8 | EVRYNOW'N'THEN Karl Zechner | 5 | 65.6 1600m | 0:11.00 1600m | 0:25.18 [6] (0:12.70) | 0:12.48 [4] (0:12.48) | 0:38.25 +0 |
| 3 | 5 | MOJO BABY Gary Geran | 1 | 65.8 Overall | 0:11.23 1600m | 0:25.60 [3] (0:12.78) | 0:12.82 [2] (0:12.82) | 0:38.69 +0 |
| 4 | 4 | HE'S VIRAL Montanna Savva | 4 | 68.6 1600m | 0:10.69 1600m | 0:26.53 [2] (0:13.18) | 0:13.35 [3] (0:13.35) | 0:39.50 +7 |
| 5 | 1 | IRONSIDE Tessa Townsend | 7 | 66.5 1600m | 0:11.18 1400m | 0:26.18 [7] (0:12.99) | 0:13.19 [5] (0:13.19) | 0:39.00 +8 |
| 6 | 6 | FOXY ROSE Kenji Yoshida | 6 | 67.9 1600m | 0:11.01 1600m | 0:26.35 [4] (0:13.18) | 0:13.17 [6] (0:13.17) | 0:39.40 +9 |
| 7 | 2 | OUR SPIDER Cecily Eaton | 8 | 65.0 1600m | 0:11.23 1600m | 0:26.31 [5] (0:13.19) | 0:13.12 [7] (0:13.12) | 0:39.02 +3 |
| 8 | 3 | CONDOVER HALL Chris Taylor | 3 | 66.6 1600m | 0:11.02 1600m | 0:35.14 [8] (0:14.96) | 0:20.18 [8] (0:20.18) | 0:48.61 +3 |

Scratched: The Angels Kiss (#9)



| | |
|--------------------------------|-----------------|
| Horse/Jockey Name | Cutabri |
| Final Rank | 1 |
| Fastest Section Time (Section) | 0:11.19 (1600m) |
| Top Speed [km/h] (Section) | 67.0 (Overall) |
| Race State | Finished |



Toowoomba QLD Professional

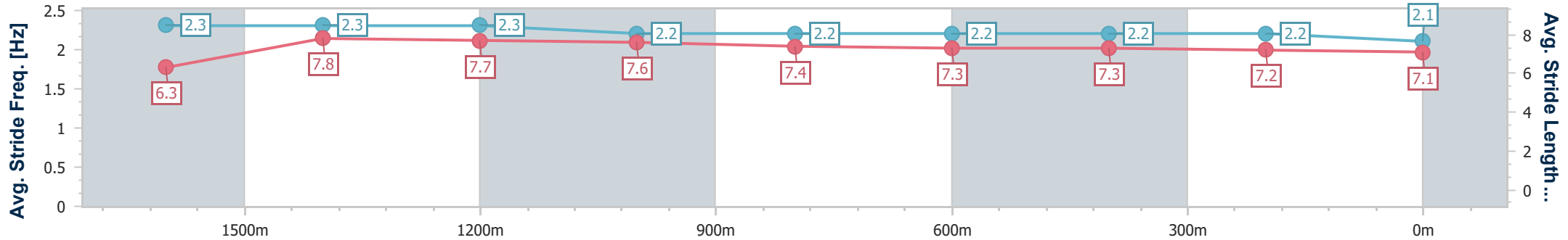
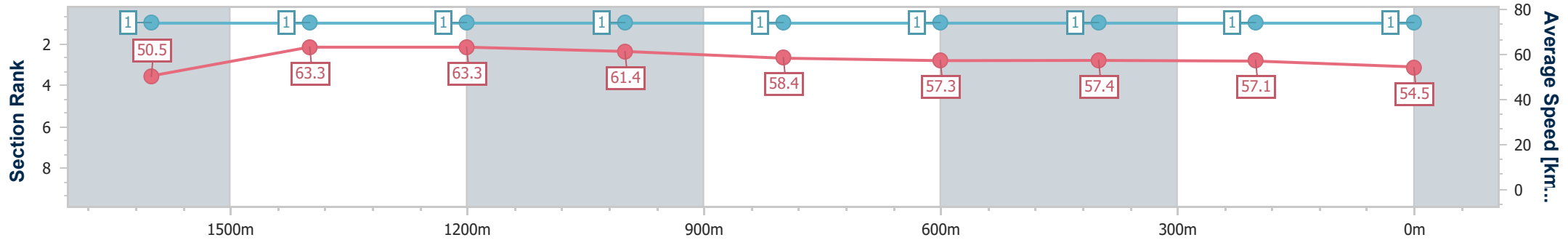
Race 7: McNAB 0 - 58 Handicap - 1850m

12 November 2022 - 20:31

Track Rating: Good 3, Weather: Fine, Rail Position: +3m Entire Course



| Section | Overall | 1600m | 1400m | 1200m | 1000m | 800m | 600m | 400m | 200m |
|------------------------|--------------------------|--------------------------|--------------------------|--------------------------|--------------------------|--------------------------|--------------------------|--------------------------|--------------------------|
| Section Times | 1:55.20 [1] (0:17.62) | 1:37.58 [1] (0:11.19) | 1:26.39 [1] (0:11.31) | 1:15.08 [1] (0:11.72) | 1:03.36 [1] (0:12.36) | 0:51.00 [1] (0:12.60) | 0:38.40 [1] (0:12.58) | 0:25.82 [1] (0:12.64) | 0:13.18 [1] (0:13.18) |
| Average Speed [km/h] | 50.5 | 63.3 | 63.3 | 61.4 | 58.4 | 57.3 | 57.4 | 57.1 | 54.5 |
| Top Speed [km/h] | 67.0 | 65.2 | 65.3 | 62.7 | 60.0 | 57.9 | 58.2 | 57.9 | 56.8 |
| Avg. Dist. to Rail [m] | 5.2 | 3.7 | 1.5 | 0.7 | 0.9 | 0.6 | 0.3 | 0.9 | 1.8 |
| Avg. Stride Freq. [Hz] | 2.3 | 2.3 | 2.3 | 2.2 | 2.2 | 2.2 | 2.2 | 2.2 | 2.1 |
| Avg. Stride Length [m] | 6.3 | 7.8 | 7.7 | 7.6 | 7.4 | 7.3 | 7.3 | 7.2 | 7.1 |



- [] Ranking at each section and finish
- .-.- No data available at this section
- NA No data available



| | |
|--------------------------------|-----------------|
| Horse/Jockey Name | Evrynow'n'then |
| Final Rank | 2 |
| Fastest Section Time (Section) | 0:11.00 (1600m) |
| Top Speed [km/h] (Section) | 65.6 (1600m) |
| Race State | Finished |



Toowoomba QLD Professional

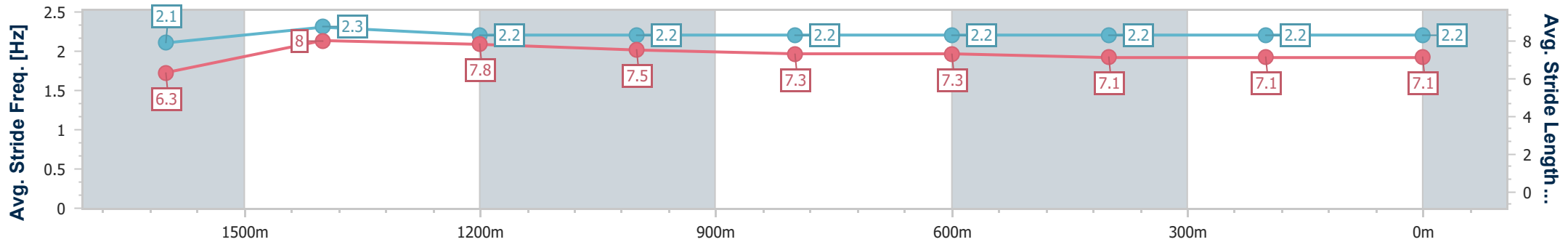
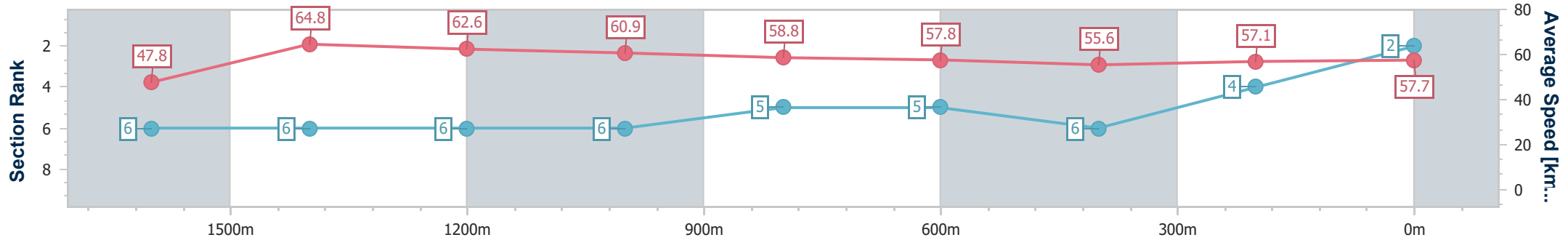
Race 7: McNAB 0 - 58 Handicap - 1850m

12 November 2022 - 20:31

Track Rating: Good 3, Weather: Fine, Rail Position: +3m Entire Course



| Section | Overall | 1600m | 1400m | 1200m | 1000m | 800m | 600m | 400m | 200m | | | | |
|------------------------|--------------------------|--------------------------|--------------------------|--------------------------|--------------------------|--------------------------|--------------------------|--------------------------|--------------------------|--|--|--|--|
| Section Times | 1:55.61 [2] (0:18.58) | 1:37.03 [6] (0:11.00) | 1:26.03 [6] (0:11.36) | 1:14.67 [6] (0:11.81) | 1:02.86 [6] (0:12.22) | 0:50.64 [5] (0:12.39) | 0:38.25 [5] (0:13.07) | 0:25.18 [6] (0:12.70) | 0:12.48 [4] (0:12.48) | | | | |
| Average Speed [km/h] | 47.8 | 64.8 | 62.6 | 60.9 | 58.8 | 57.8 | 55.6 | 57.1 | 57.7 | | | | |
| Top Speed [km/h] | 65.1 | 65.6 | 64.6 | 62.6 | 60.4 | 59.1 | 58.4 | 59.3 | 58.3 | | | | |
| Avg. Dist. to Rail [m] | 4.5 | 2.9 | 2.3 | 0.4 | 0.4 | 1.0 | 1.7 | 2.2 | 1.8 | | | | |
| Avg. Stride Freq. [Hz] | 2.1 | 2.3 | 2.2 | 2.2 | 2.2 | 2.2 | 2.2 | 2.2 | 2.2 | | | | |
| Avg. Stride Length [m] | 6.3 | 8.0 | 7.8 | 7.5 | 7.3 | 7.3 | 7.1 | 7.1 | 7.1 | | | | |



- [] Ranking at each section and finish
- .-.- No data available at this section
- NA No data available



| | |
|--------------------------------|-----------------|
| Horse/Jockey Name | Mojo Baby |
| Final Rank | 3 |
| Fastest Section Time (Section) | 0:11.23 (1600m) |
| Top Speed [km/h] (Section) | 65.8 (Overall) |
| Race State | Finished |



Toowoomba QLD Professional

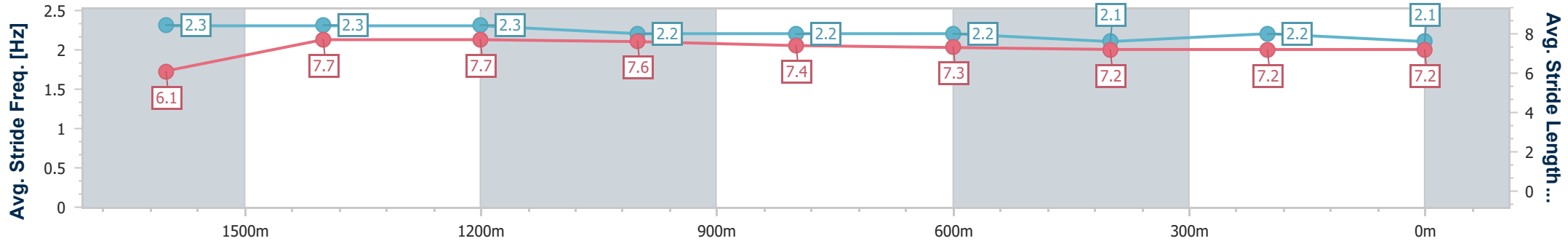
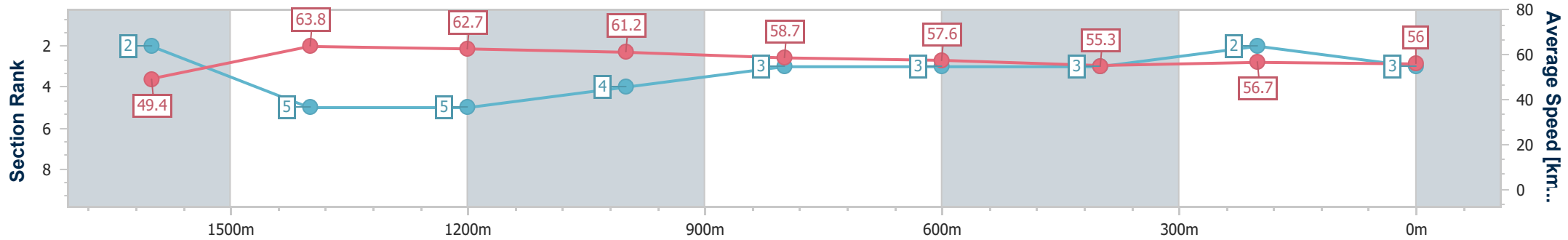
Race 7: McNAB 0 - 58 Handicap - 1850m

12 November 2022 - 20:31

Track Rating: Good 3, Weather: Fine, Rail Position: +3m Entire Course



| Section | Overall | 1600m | 1400m | 1200m | 1000m | 800m | 600m | 400m | 200m | | | | |
|------------------------|--------------------------|--------------------------|--------------------------|--------------------------|--------------------------|--------------------------|--------------------------|--------------------------|--------------------------|--|--|--|--|
| Section Times | 1:55.73 [3] (0:18.02) | 1:37.71 [2] (0:11.23) | 1:26.48 [5] (0:11.42) | 1:15.06 [5] (0:11.77) | 1:03.29 [4] (0:12.15) | 0:51.14 [3] (0:12.45) | 0:38.69 [3] (0:13.09) | 0:25.60 [3] (0:12.78) | 0:12.82 [2] (0:12.82) | | | | |
| Average Speed [km/h] | 49.4 | 63.8 | 62.7 | 61.2 | 58.7 | 57.6 | 55.3 | 56.7 | 56.0 | | | | |
| Top Speed [km/h] | 65.8 | 65.4 | 64.6 | 63.4 | 59.6 | 59.3 | 56.7 | 57.9 | 56.5 | | | | |
| Avg. Dist. to Rail [m] | 4.2 | 0.6 | 0.9 | 1.6 | 2.1 | 1.0 | 1.1 | 2.2 | 1.0 | | | | |
| Avg. Stride Freq. [Hz] | 2.3 | 2.3 | 2.3 | 2.2 | 2.2 | 2.2 | 2.1 | 2.2 | 2.1 | | | | |
| Avg. Stride Length [m] | 6.1 | 7.7 | 7.7 | 7.6 | 7.4 | 7.3 | 7.2 | 7.2 | 7.2 | | | | |



- [] Ranking at each section and finish
- .-.- No data available at this section
- NA No data available



| | |
|--------------------------------|-----------------|
| Horse/Jockey Name | He's Viral |
| Final Rank | 4 |
| Fastest Section Time (Section) | 0:10.69 (1600m) |
| Top Speed [km/h] (Section) | 68.6 (1600m) |
| Race State | Finished |



Toowoomba QLD Professional

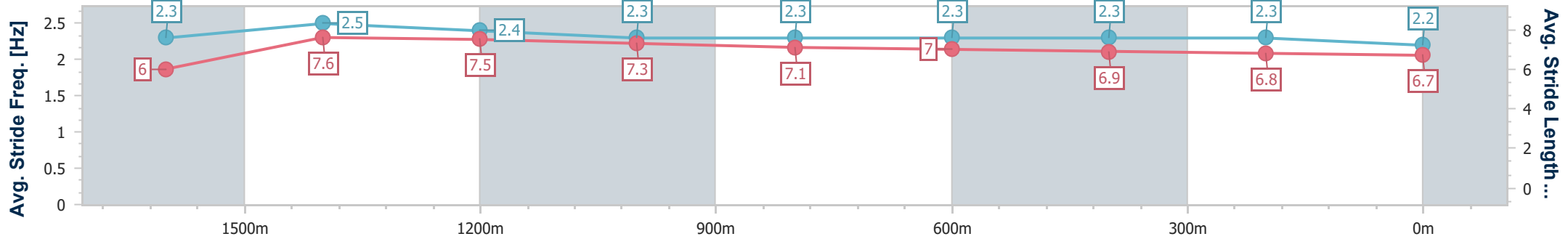
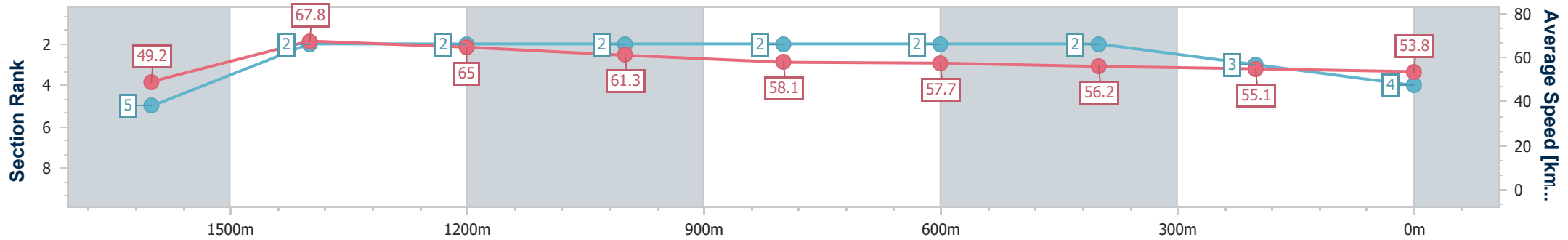
Race 7: McNAB 0 - 58 Handicap - 1850m

12 November 2022 - 20:31

Track Rating: Good 3, Weather: Fine, Rail Position: +3m Entire Course



| Section | Overall | 1600m | 1400m | 1200m | 1000m | 800m | 600m | 400m | 200m |
|------------------------|--------------------------|--------------------------|--------------------------|--------------------------|--------------------------|--------------------------|--------------------------|--------------------------|--------------------------|
| Section Times | 1:56.41 [4] (0:18.28) | 1:38.13 [5] (0:10.69) | 1:27.44 [2] (0:11.24) | 1:16.20 [2] (0:11.78) | 1:04.42 [2] (0:12.42) | 0:52.00 [2] (0:12.50) | 0:39.50 [2] (0:12.97) | 0:26.53 [2] (0:13.18) | 0:13.35 [3] (0:13.35) |
| Average Speed [km/h] | 49.2 | 67.8 | 65.0 | 61.3 | 58.1 | 57.7 | 56.2 | 55.1 | 53.8 |
| Top Speed [km/h] | 68.5 | 68.6 | 67.5 | 62.6 | 60.5 | 58.7 | 58.3 | 56.8 | 55.4 |
| Avg. Dist. to Rail [m] | 3.1 | 1.8 | 2.6 | 1.9 | 0.5 | 0.8 | 2.3 | 2.9 | 4.7 |
| Avg. Stride Freq. [Hz] | 2.3 | 2.5 | 2.4 | 2.3 | 2.3 | 2.3 | 2.3 | 2.3 | 2.2 |
| Avg. Stride Length [m] | 6.0 | 7.6 | 7.5 | 7.3 | 7.1 | 7.0 | 6.9 | 6.8 | 6.7 |



- [] Ranking at each section and finish
- .-.- No data available at this section
- NA No data available



| | |
|--------------------------------|-----------------|
| Horse/Jockey Name | Ironside |
| Final Rank | 5 |
| Fastest Section Time (Section) | 0:11.18 (1400m) |
| Top Speed [km/h] (Section) | 66.5 (1600m) |
| Race State | Finished |



Toowoomba QLD Professional

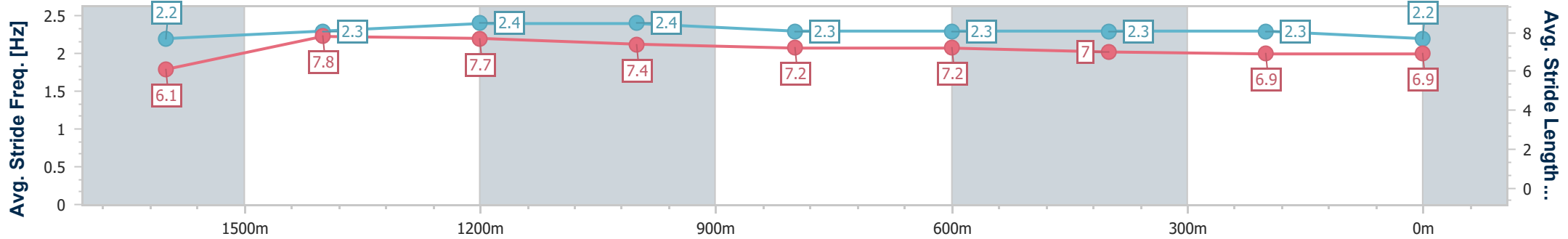
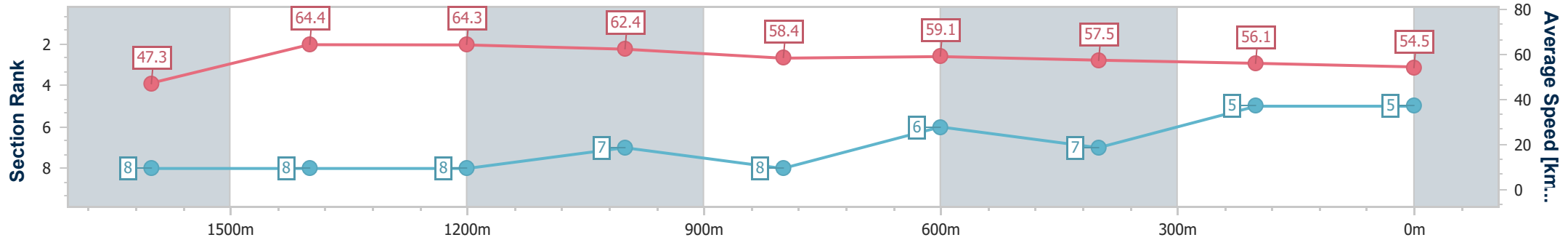
Race 7: McNAB 0 - 58 Handicap - 1850m

12 November 2022 - 20:31

Track Rating: Good 3, Weather: Fine, Rail Position: +3m Entire Course



| Section | Overall | 1600m | 1400m | 1200m | 1000m | 800m | 600m | 400m | 200m | | | | |
|------------------------|--------------------------|--------------------------|--------------------------|--------------------------|--------------------------|--------------------------|--------------------------|--------------------------|--------------------------|--|--|--|--|
| Section Times | 1:56.62 [5] (0:19.10) | 1:37.52 [8] (0:11.20) | 1:26.32 [8] (0:11.18) | 1:15.14 [8] (0:11.54) | 1:03.60 [7] (0:12.36) | 0:51.24 [8] (0:12.24) | 0:39.00 [6] (0:12.82) | 0:26.18 [7] (0:12.99) | 0:13.19 [5] (0:13.19) | | | | |
| Average Speed [km/h] | 47.3 | 64.4 | 64.3 | 62.4 | 58.4 | 59.1 | 57.5 | 56.1 | 54.5 | | | | |
| Top Speed [km/h] | 64.2 | 66.5 | 65.8 | 65.0 | 59.9 | 60.2 | 59.5 | 58.3 | 55.4 | | | | |
| Avg. Dist. to Rail [m] | 3.8 | 0.7 | 0.5 | 1.0 | 1.1 | 2.1 | 4.1 | 4.5 | 4.2 | | | | |
| Avg. Stride Freq. [Hz] | 2.2 | 2.3 | 2.4 | 2.4 | 2.3 | 2.3 | 2.3 | 2.3 | 2.2 | | | | |
| Avg. Stride Length [m] | 6.1 | 7.8 | 7.7 | 7.4 | 7.2 | 7.2 | 7.0 | 6.9 | 6.9 | | | | |



- [] Ranking at each section and finish
- .-.- No data available at this section
- NA No data available



| | |
|--------------------------------|-----------------|
| Horse/Jockey Name | Foxy Rose |
| Final Rank | 6 |
| Fastest Section Time (Section) | 0:11.01 (1600m) |
| Top Speed [km/h] (Section) | 67.9 (1600m) |
| Race State | Finished |



Toowoomba QLD Professional

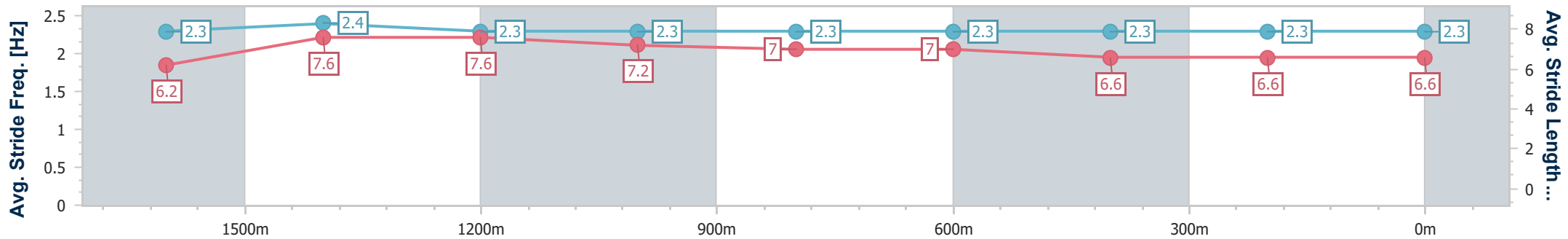
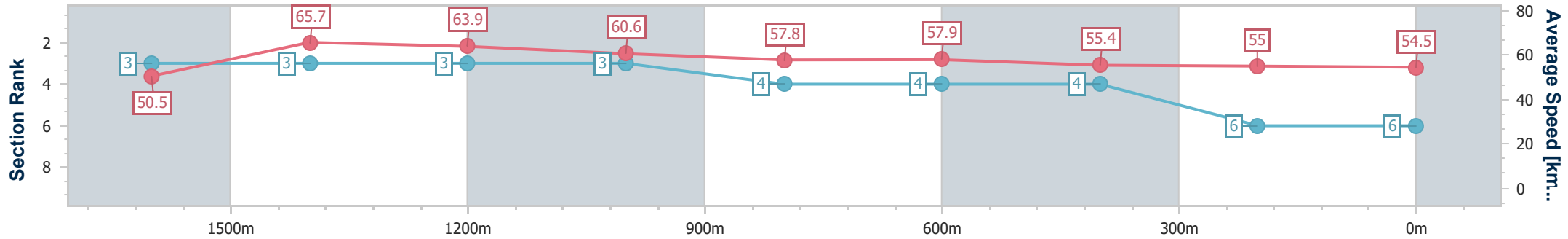
Race 7: McNAB 0 - 58 Handicap - 1850m

12 November 2022 - 20:31

Track Rating: Good 3, Weather: Fine, Rail Position: +3m Entire Course



| Section | Overall | 1600m | 1400m | 1200m | 1000m | 800m | 600m | 400m | 200m | | | | |
|------------------------|--------------------------|--------------------------|--------------------------|--------------------------|--------------------------|--------------------------|--------------------------|--------------------------|--------------------------|--|--|--|--|
| Section Times | 1:56.71 [6] (0:18.04) | 1:38.67 [3] (0:11.01) | 1:27.66 [3] (0:11.30) | 1:16.36 [3] (0:11.90) | 1:04.46 [3] (0:12.57) | 0:51.89 [4] (0:12.49) | 0:39.40 [4] (0:13.05) | 0:26.35 [4] (0:13.18) | 0:13.17 [6] (0:13.17) | | | | |
| Average Speed [km/h] | 50.5 | 65.7 | 63.9 | 60.6 | 57.8 | 57.9 | 55.4 | 55.0 | 54.5 | | | | |
| Top Speed [km/h] | 67.0 | 67.9 | 66.5 | 62.3 | 59.4 | 59.3 | 58.7 | 55.8 | 55.3 | | | | |
| Avg. Dist. to Rail [m] | 5.1 | 1.1 | 0.8 | 3.8 | 3.1 | 1.0 | 0.9 | 2.0 | 0.9 | | | | |
| Avg. Stride Freq. [Hz] | 2.3 | 2.4 | 2.3 | 2.3 | 2.3 | 2.3 | 2.3 | 2.3 | 2.3 | | | | |
| Avg. Stride Length [m] | 6.2 | 7.6 | 7.6 | 7.2 | 7.0 | 7.0 | 6.6 | 6.6 | 6.6 | | | | |



- [] Ranking at each section and finish
- .-.- No data available at this section
- NA No data available



| | |
|--------------------------------|-----------------|
| Horse/Jockey Name | Our Spider |
| Final Rank | 7 |
| Fastest Section Time (Section) | 0:11.23 (1600m) |
| Top Speed [km/h] (Section) | 65.0 (1600m) |
| Race State | Finished |



Toowoomba QLD Professional

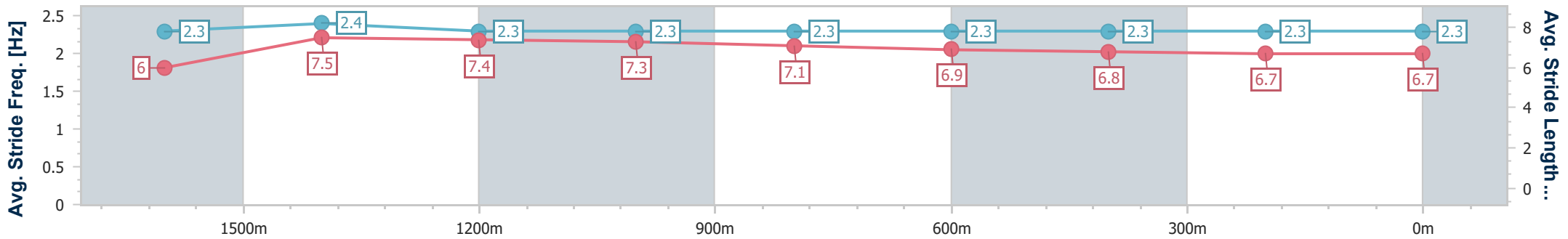
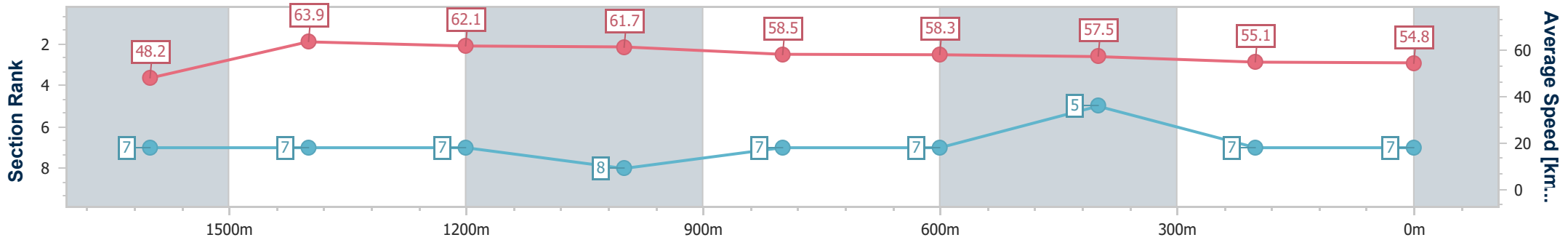
Race 7: McNAB 0 - 58 Handicap - 1850m

12 November 2022 - 20:31

Track Rating: Good 3, Weather: Fine, Rail Position: +3m Entire Course



| Section | Overall | 1600m | 1400m | 1200m | 1000m | 800m | 600m | 400m | 200m |
|------------------------|--------------------------|--------------------------|--------------------------|--------------------------|--------------------------|--------------------------|--------------------------|--------------------------|--------------------------|
| Section Times | 1:56.72 [7] (0:18.64) | 1:38.08 [7] (0:11.23) | 1:26.85 [7] (0:11.50) | 1:15.35 [7] (0:11.68) | 1:03.67 [8] (0:12.28) | 0:51.39 [7] (0:12.37) | 0:39.02 [7] (0:12.71) | 0:26.31 [5] (0:13.19) | 0:13.12 [7] (0:13.12) |
| Average Speed [km/h] | 48.2 | 63.9 | 62.1 | 61.7 | 58.5 | 58.3 | 57.5 | 55.1 | 54.8 |
| Top Speed [km/h] | 64.5 | 65.0 | 64.0 | 63.6 | 60.1 | 60.2 | 59.1 | 57.0 | 56.7 |
| Avg. Dist. to Rail [m] | 4.5 | 0.9 | 1.0 | 0.2 | 0.6 | 0.9 | 2.5 | 3.1 | 3.7 |
| Avg. Stride Freq. [Hz] | 2.3 | 2.4 | 2.3 | 2.3 | 2.3 | 2.3 | 2.3 | 2.3 | 2.3 |
| Avg. Stride Length [m] | 6.0 | 7.5 | 7.4 | 7.3 | 7.1 | 6.9 | 6.8 | 6.7 | 6.7 |



- [] Ranking at each section and finish
- .-.- No data available at this section
- NA No data available



| | |
|--------------------------------|-----------------|
| Horse/Jockey Name | Condover Hall |
| Final Rank | 8 |
| Fastest Section Time (Section) | 0:11.02 (1600m) |
| Top Speed [km/h] (Section) | 66.6 (1600m) |
| Race State | Finished |



Toowoomba QLD Professional

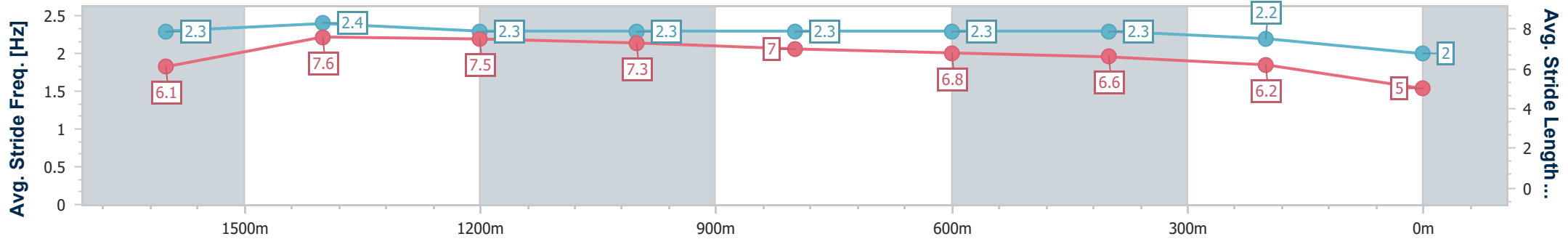
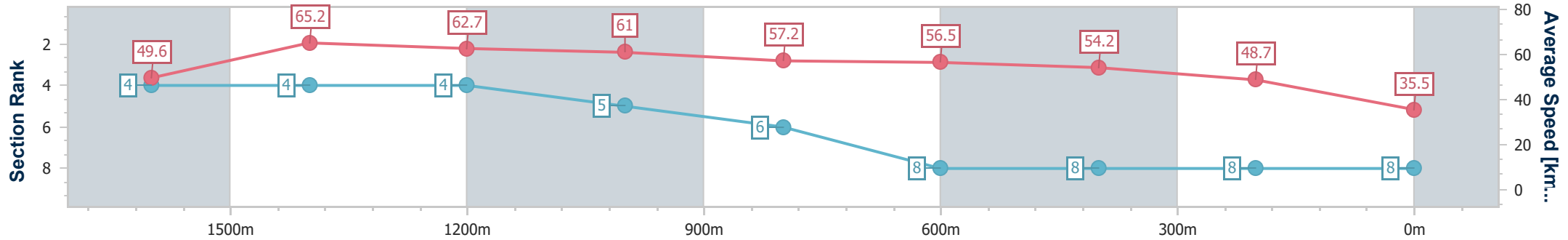
Race 7: McNAB 0 - 58 Handicap - 1850m

12 November 2022 - 20:31

Track Rating: Good 3, Weather: Fine, Rail Position: +3m Entire Course



| Section | Overall | 1600m | 1400m | 1200m | 1000m | 800m | 600m | 400m | 200m |
|------------------------|--------------------------|--------------------------|--------------------------|--------------------------|--------------------------|--------------------------|--------------------------|--------------------------|--------------------------|
| Section Times | 2:06.46 [8] (0:18.21) | 1:48.25 [4] (0:11.02) | 1:37.23 [4] (0:11.42) | 1:25.81 [4] (0:11.83) | 1:13.98 [5] (0:12.60) | 1:01.38 [6] (0:12.77) | 0:48.61 [8] (0:13.47) | 0:35.14 [8] (0:14.96) | 0:20.18 [8] (0:20.18) |
| Average Speed [km/h] | 49.6 | 65.2 | 62.7 | 61.0 | 57.2 | 56.5 | 54.2 | 48.7 | 35.5 |
| Top Speed [km/h] | 65.6 | 66.6 | 65.2 | 62.8 | 59.2 | 57.5 | 56.9 | 53.6 | 40.4 |
| Avg. Dist. to Rail [m] | 3.0 | 1.1 | 0.9 | 0.2 | 0.4 | 1.2 | 3.1 | 2.9 | 1.2 |
| Avg. Stride Freq. [Hz] | 2.3 | 2.4 | 2.3 | 2.3 | 2.3 | 2.3 | 2.3 | 2.2 | 2.0 |
| Avg. Stride Length [m] | 6.1 | 7.6 | 7.5 | 7.3 | 7.0 | 6.8 | 6.6 | 6.2 | 5.0 |



- [] Ranking at each section and finish
- .-.- No data available at this section
- NA No data available