



Sunshine Coast QLD Professional

Race 1: GOLDEN BEACH STATE SCHOOL P & C Maiden Handicap - 1000m

11 November 2022 - 17:09



Track Rating: Soft 5, Weather: Scattered Clouds, Rail Position: +8m Entire Course

Section											Last 600m	
Field Times		Overall	800m	600m	400m	200m						0:34.26
		(0:13.12)	(0:10.78)	(0:11.15)	(0:11.09)	(0:12.02)						
Rank	TAB	Horse/Jockey	Barrier	Top Speed [km/h]	Fastest Section						Margin	Distance Travelled [m]
1	8	CHIKARA	12	71.5	0:10.65	0:58.16 [1]	0:44.46 [8]	0:33.81 [8]	0:22.65 [9]	0:11.51 [6]	0:58.16	0:33.81
		Ben Thompson		800m	800m	(0:13.70)	(0:10.65)	(0:11.16)	(0:11.14)	(0:11.51)		
2	6	NEOCLASSICISM	7	69.0	0:10.79	0:58.37 [2]	0:45.24 [2]	0:34.45 [3]	0:23.32 [1]	0:12.17 [2]	0.21L	0:34.45 +0
		Brodie Loy		800m	800m	(0:13.13)	(0:10.79)	(0:11.13)	(0:11.15)	(0:12.17)		
3	7	TORQUE SENSATION	6	69.5	0:10.78	0:58.53 [3]	0:45.41 [1]	0:34.63 [1]	0:23.38 [2]	0:12.39 [1]	0.37L	0:34.63 -4
		Kyle Wilson-Taylor		Overall	800m	(0:13.12)	(0:10.78)	(0:11.25)	(0:10.99)	(0:12.39)		
4	16	MONT ROYAL	2	70.2	0:10.81	0:58.60 [4]	0:45.21 [4]	0:34.40 [7]	0:23.30 [5]	0:12.09 [4]	0.44L	0:34.40 +0
		Dale Smith		800m	800m	(0:13.39)	(0:10.81)	(0:11.10)	(0:11.21)	(0:12.09)		
5	17	LEISURE GAMES	14	70.3	0:10.75	0:58.66 [5]	0:44.69 [11]	0:33.94 [11]	0:22.89 [11]	0:11.86 [8]	0.5L	0:33.94 +1
		Karl Zechner		800m	800m	(0:13.97)	(0:10.75)	(0:11.05)	(0:11.03)	(0:11.86)		
6	1	CRYPTO TYCOON	5	69.1	0:10.65	0:58.68 [6]	0:44.88 [10]	0:34.23 [9]	0:23.14 [8]	0:11.98 [5]	0.52L	0:34.23 -4
		Anthony Allen		800m	800m	(0:13.80)	(0:10.65)	(0:11.09)	(0:11.16)	(0:11.98)		
7	14	MR CICCOLINA	10	69.6	0:10.77	0:58.68 [7]	0:44.93 [9]	0:34.16 [10]	0:22.98 [10]	0:11.84 [10]	0.52L	0:34.16 -2
		James Orman		800m	800m	(0:13.75)	(0:10.77)	(0:11.18)	(0:11.14)	(0:11.84)		
8	2	NUTSO	1	69.6	0:10.74	0:58.96 [8]	0:45.48 [6]	0:34.74 [4]	0:23.62 [4]	0:12.43 [3]	0.8L	0:34.74 -4
		Justin Huxtable		800m	800m	(0:13.48)	(0:10.74)	(0:11.12)	(0:11.19)	(0:12.43)		
9	9	ISLAND LADY	13	68.5	0:10.75	0:58.98 [9]	0:44.89 [12]	0:34.14 [12]	0:23.12 [12]	0:11.92 [11]	0.82L	0:34.14 +0
		Mark Du Plessis		800m	800m	(0:14.09)	(0:10.75)	(0:11.02)	(0:11.20)	(0:11.92)		
10	12	AMANECER	9	70.3	0:10.74	0:59.19 [10]	0:45.77 [5]	0:35.03 [5]	0:23.76 [6]	0:12.39 [9]	1.03L	0:35.03 +3
		Stephanie Thornton		800m	800m	(0:13.42)	(0:10.74)	(0:11.27)	(0:11.37)	(0:12.39)		

Scratched: Hot Or Not (#18), Counter Command (#3), Zoumeteor (#4), Gyro Raise (#5), Easy Company (#11), Killer Reflection (#15)

Report Created: Fri 11 November 2022 18:15 GMT (Note: Timing is based on position data)

Page 1/15

[] Ranking at each section and finish
 -:-:- No data available at this section
 NA No data available

SCN Saddle cloth number
 DNF Did not finish
 DNT Did not track

data processed by TRIPLESDATA

Section	Overall	800m	600m	400m	200m	Last 600m
Field Times	0:58.16 (0:13.12)	0:45.04 (0:10.78)	0:34.26 (0:11.15)	0:23.11 (0:11.09)	0:12.02 (0:12.02)	0:34.26

[] Ranking at each section and finish
 -:-:- No data available at this section
 NA No data available

SCN Saddle cloth number
 DNF Did not finish
 DNT Did not track



Sunshine Coast QLD Professional

Race 1: GOLDEN BEACH STATE SCHOOL P & C Maiden Handicap - 1000m

11 November 2022 - 17:09



Track Rating: Soft 5, Weather: Scattered Clouds, Rail Position: +8m Entire Course

Section		Overall	800m	600m	400m	200m	Last 600m						
Field Times		0:58.16 (0:13.12)	0:45.04 (0:10.78)	0:34.26 (0:11.15)	0:23.11 (0:11.09)	0:12.02 (0:12.02)	0:34.26						
Rank	TAB	Horse/Jockey	Barrier	Top Speed [km/h]	Fastest Section	Margin					Distance Travelled [m]		
11	13	LAGUNA DE CHICABEL	4	70.6	0:10.81	0:59.29 [11]	0:45.92 [3]	0:35.11 [6]	0:23.87 [7]	0:12.54 [7]	1.13L	0:35.11	+1
		Michael Cahill		Overall	800m	(0:13.37)	(0:10.81)	(0:11.24)	(0:11.33)	(0:12.54)			
12	10	NICOVER	18	72.4	0:10.47	1:00.98 [12]	0:47.51 [7]	0:37.04 [2]	0:25.76 [3]	0:13.85 [12]	2.82L	0:37.04	+4
		Samantha Collett		800m	800m	(0:13.47)	(0:10.47)	(0:11.28)	(0:11.91)	(0:13.85)			

Scratched: Hot Or Not (#18), Counter Command (#3), Zoumeteor (#4), Gyro Raise (#5), Easy Company (#11), Killer Reflection (#15)



Horse/Jockey Name	Chikara
Final Rank	1
Fastest Section Time (Section)	0:10.65 (800m)
Top Speed [km/h] (Section)	71.5 (800m)
Race State	Finished



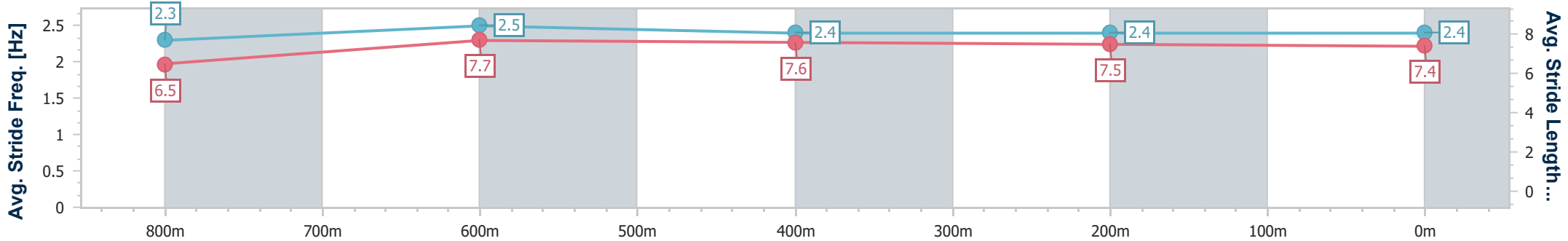
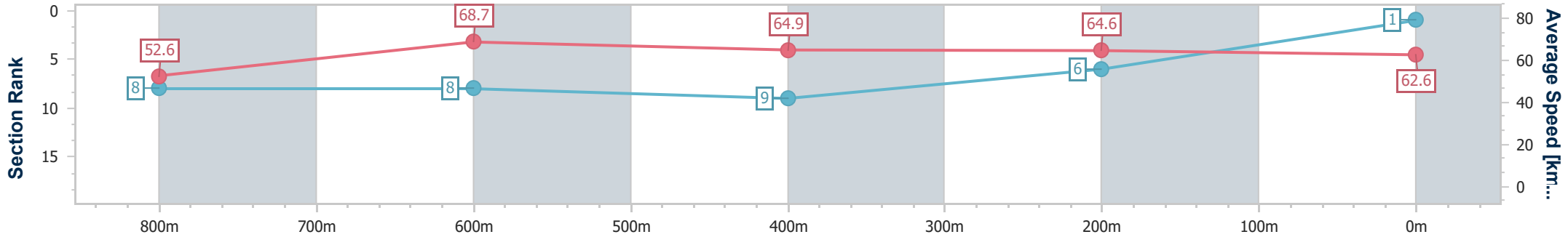
Sunshine Coast QLD Professional
Race 1: GOLDEN BEACH STATE SCHOOL P & C Maiden Handicap - 1000m



11 November 2022 - 17:09

Track Rating: Soft 5, Weather: Scattered Clouds, Rail Position: +8m
Entire Course

Section	Overall	800m	600m	400m	200m
Section Times	0:58.16 [1] (0:13.70)	0:44.46 [8] (0:10.65)	0:33.81 [8] (0:11.16)	0:22.65 [9] (0:11.14)	0:11.51 [6] (0:11.51)
Average Speed [km/h]	52.6	68.7	64.9	64.6	62.6
Top Speed [km/h]	70.2	71.5	66.7	66.4	65.5
Avg. Dist. to Rail [m]	8.3	4.1	1.3	3.7	5.1
Avg. Stride Freq. [Hz]	2.3	2.5	2.4	2.4	2.4
Avg. Stride Length [m]	6.5	7.7	7.6	7.5	7.4



- [] Ranking at each section and finish
- .-.- No data available at this section
- NA No data available



Horse/Jockey Name	Neoclassicism
Final Rank	2
Fastest Section Time (Section)	0:10.79 (800m)
Top Speed [km/h] (Section)	69.0 (800m)
Race State	Finished



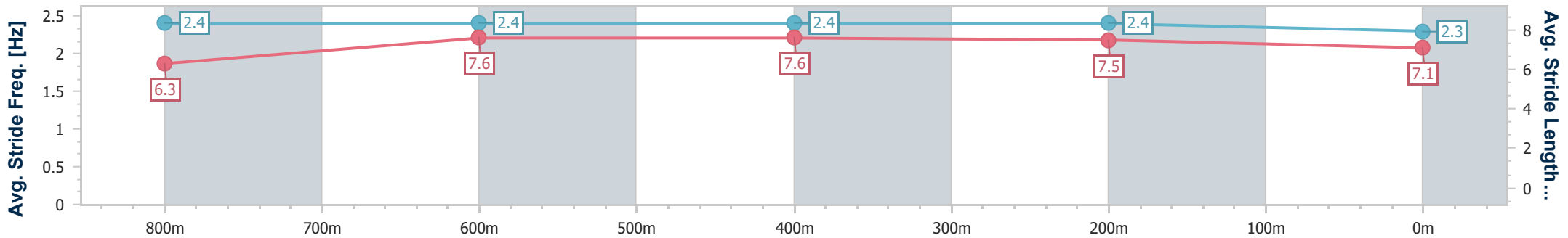
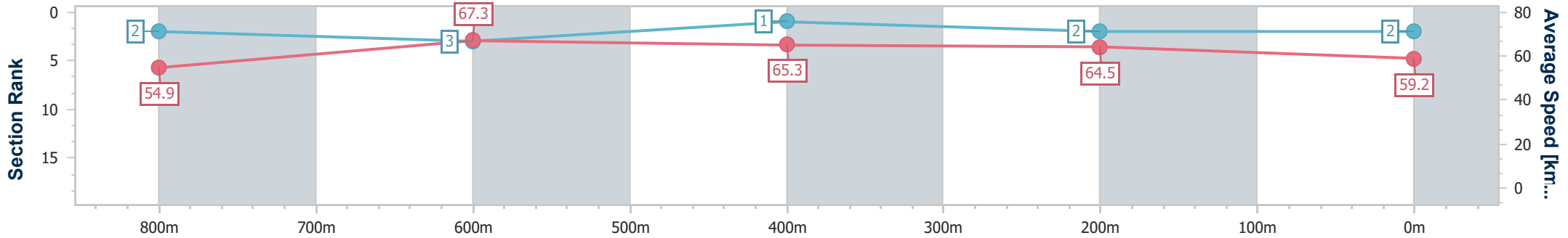
Sunshine Coast QLD Professional
Race 1: GOLDEN BEACH STATE SCHOOL P & C Maiden Handicap - 1000m



11 November 2022 - 17:09

Track Rating: Soft 5, Weather: Scattered Clouds, Rail Position: +8m
Entire Course

Section	Overall	800m	600m	400m	200m
Section Times	0:58.37 [2] (0:13.13)	0:45.24 [2] (0:10.79)	0:34.45 [3] (0:11.13)	0:23.32 [1] (0:11.15)	0:12.17 [2] (0:12.17)
Average Speed [km/h]	54.9	67.3	65.3	64.5	59.2
Top Speed [km/h]	68.9	69.0	66.2	66.3	62.8
Avg. Dist. to Rail [m]	5.6	2.5	1.5	2.5	4.4
Avg. Stride Freq. [Hz]	2.4	2.4	2.4	2.4	2.3
Avg. Stride Length [m]	6.3	7.6	7.6	7.5	7.1



- [] Ranking at each section and finish
- .-.- No data available at this section
- NA No data available



Horse/Jockey Name	Torque Sensation
Final Rank	3
Fastest Section Time (Section)	0:10.78 (800m)
Top Speed [km/h] (Section)	69.5 (Overall)
Race State	Finished



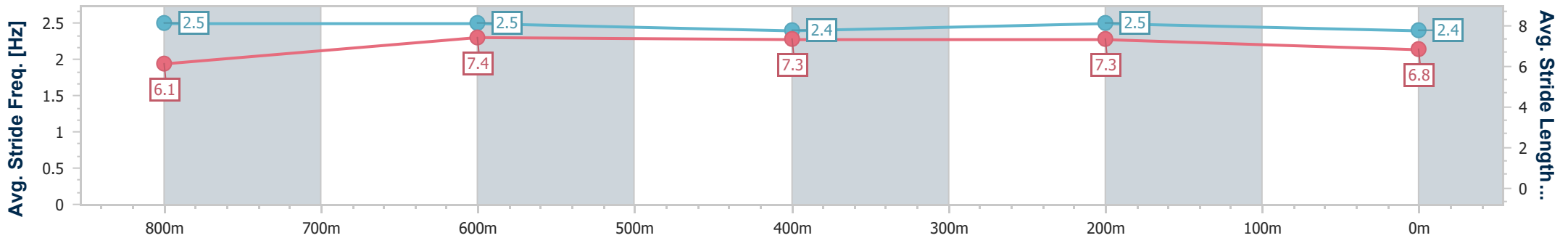
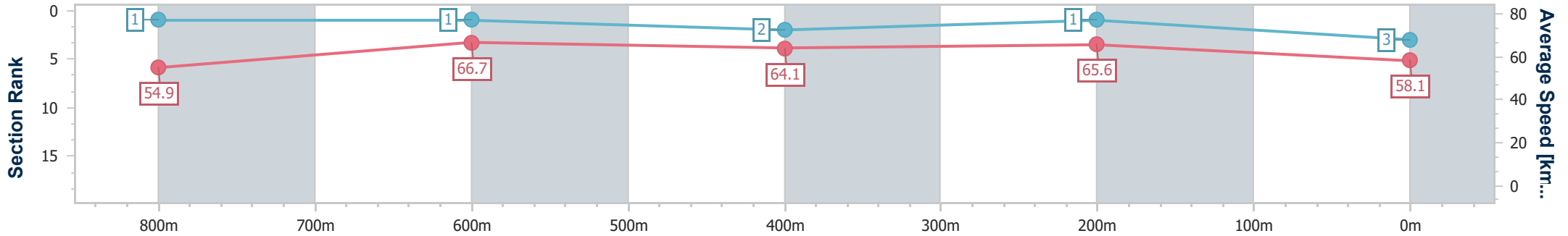
Sunshine Coast QLD Professional
 Race 1: GOLDEN BEACH STATE SCHOOL P & C Maiden Handicap - 1000m



11 November 2022 - 17:09

Track Rating: Soft 5, Weather: Scattered Clouds, Rail Position: +8m
 Entire Course

Section	Overall	800m	600m	400m	200m
Section Times	0:58.53 [3] (0:13.12)	0:45.41 [1] (0:10.78)	0:34.63 [1] (0:11.25)	0:23.38 [2] (0:10.99)	0:12.39 [1] (0:12.39)
Average Speed [km/h]	54.9	66.7	64.1	65.6	58.1
Top Speed [km/h]	69.5	69.2	65.9	67.3	61.9
Avg. Dist. to Rail [m]	3.5	0.5	0.6	0.4	0.9
Avg. Stride Freq. [Hz]	2.5	2.5	2.4	2.5	2.4
Avg. Stride Length [m]	6.1	7.4	7.3	7.3	6.8



- [] Ranking at each section and finish
- .-.- No data available at this section
- NA No data available



Horse/Jockey Name	Mont Royal
Final Rank	4
Fastest Section Time (Section)	0:10.81 (800m)
Top Speed [km/h] (Section)	70.2 (800m)
Race State	Finished



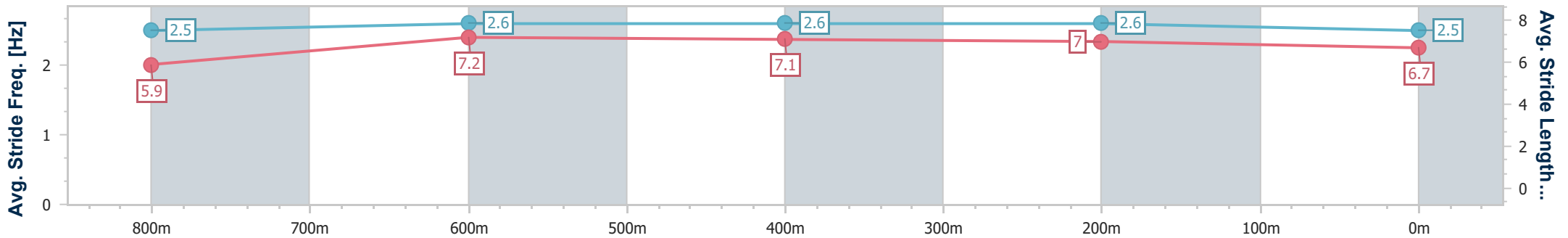
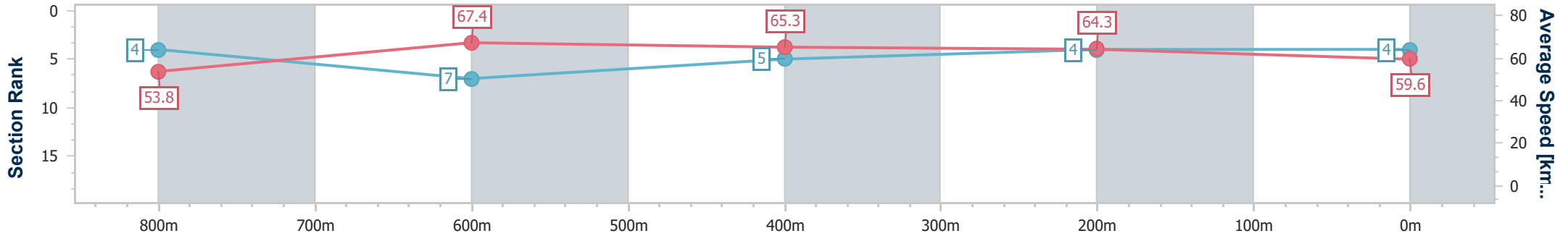
Sunshine Coast QLD Professional
 Race 1: GOLDEN BEACH STATE SCHOOL P & C Maiden
 Handicap - 1000m



11 November 2022 - 17:09

Track Rating: Soft 5, Weather: Scattered Clouds, Rail Position: +8m
 Entire Course

Section	Overall	800m	600m	400m	200m
Section Times	0:58.60 [4] (0:13.39)	0:45.21 [4] (0:10.81)	0:34.40 [7] (0:11.10)	0:23.30 [5] (0:11.21)	0:12.09 [4] (0:12.09)
Average Speed [km/h]	53.8	67.4	65.3	64.3	59.6
Top Speed [km/h]	69.0	70.2	67.7	67.2	62.1
Avg. Dist. to Rail [m]	3.2	3.3	1.3	2.0	2.9
Avg. Stride Freq. [Hz]	2.5	2.6	2.6	2.6	2.5
Avg. Stride Length [m]	5.9	7.2	7.1	7.0	6.7



- [] Ranking at each section and finish
- .-.- No data available at this section
- NA No data available



Horse/Jockey Name	Leisure Games
Final Rank	5
Fastest Section Time (Section)	0:10.75 (800m)
Top Speed [km/h] (Section)	70.3 (800m)
Race State	Finished



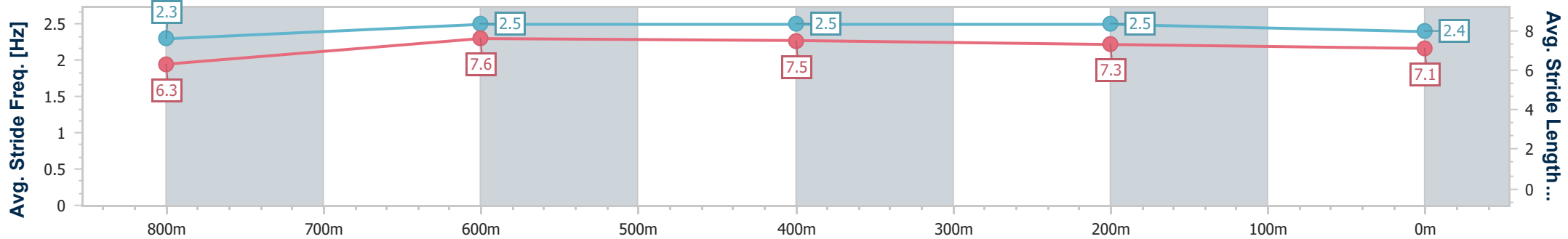
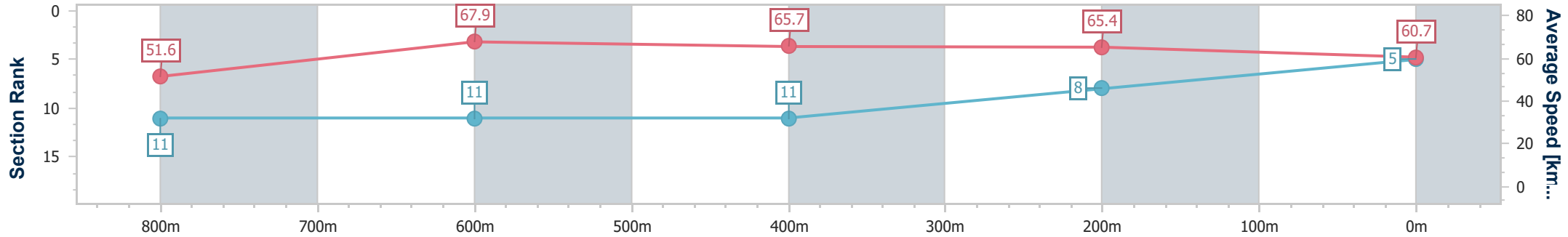
Sunshine Coast QLD Professional
Race 1: GOLDEN BEACH STATE SCHOOL P & C Maiden Handicap - 1000m



11 November 2022 - 17:09

Track Rating: Soft 5, Weather: Scattered Clouds, Rail Position: +8m
Entire Course

Section	Overall	800m	600m	400m	200m
Section Times	0:58.66 [5] (0:13.97)	0:44.69 [11] (0:10.75)	0:33.94 [11] (0:11.05)	0:22.89 [11] (0:11.03)	0:11.86 [8] (0:11.86)
Average Speed [km/h]	51.6	67.9	65.7	65.4	60.7
Top Speed [km/h]	69.5	70.3	67.3	66.5	63.0
Avg. Dist. to Rail [m]	9.4	3.9	1.5	5.7	6.6
Avg. Stride Freq. [Hz]	2.3	2.5	2.5	2.5	2.4
Avg. Stride Length [m]	6.3	7.6	7.5	7.3	7.1



- [] Ranking at each section and finish
- .-.- No data available at this section
- NA No data available



Horse/Jockey Name	Crypto Tycoon
Final Rank	6
Fastest Section Time (Section)	0:10.65 (800m)
Top Speed [km/h] (Section)	69.1 (800m)
Race State	Finished



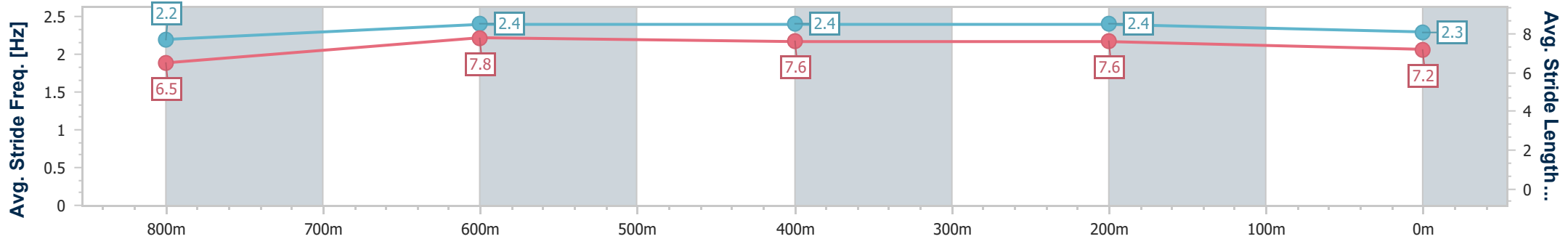
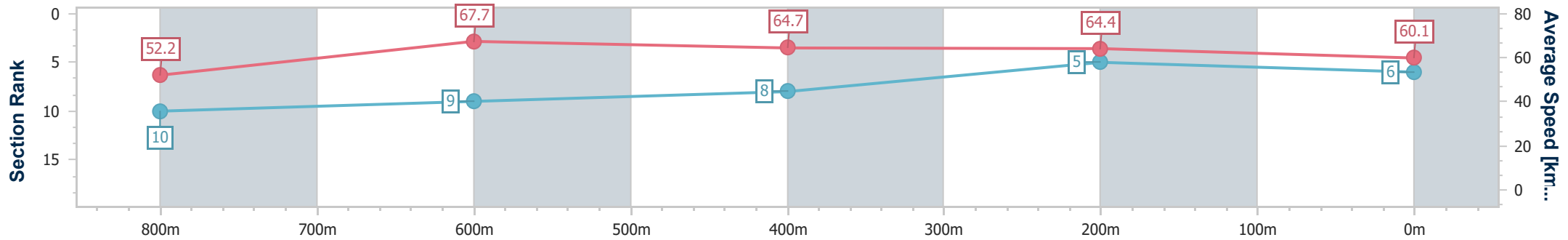
Sunshine Coast QLD Professional
Race 1: GOLDEN BEACH STATE SCHOOL P & C Maiden Handicap - 1000m



11 November 2022 - 17:09

Track Rating: Soft 5, Weather: Scattered Clouds, Rail Position: +8m
Entire Course

Section	Overall	800m	600m	400m	200m
Section Times	0:58.68 [6] (0:13.80)	0:44.88 [10] (0:10.65)	0:34.23 [9] (0:11.09)	0:23.14 [8] (0:11.16)	0:11.98 [5] (0:11.98)
Average Speed [km/h]	52.2	67.7	64.7	64.4	60.1
Top Speed [km/h]	68.7	69.1	66.6	65.5	63.5
Avg. Dist. to Rail [m]	4.0	1.1	0.8	0.4	0.7
Avg. Stride Freq. [Hz]	2.2	2.4	2.4	2.4	2.3
Avg. Stride Length [m]	6.5	7.8	7.6	7.6	7.2



- [] Ranking at each section and finish
- .-.- No data available at this section
- NA No data available



Horse/Jockey Name	Mr Ciccolina
Final Rank	7
Fastest Section Time (Section)	0:10.77 (800m)
Top Speed [km/h] (Section)	69.6 (800m)
Race State	Finished



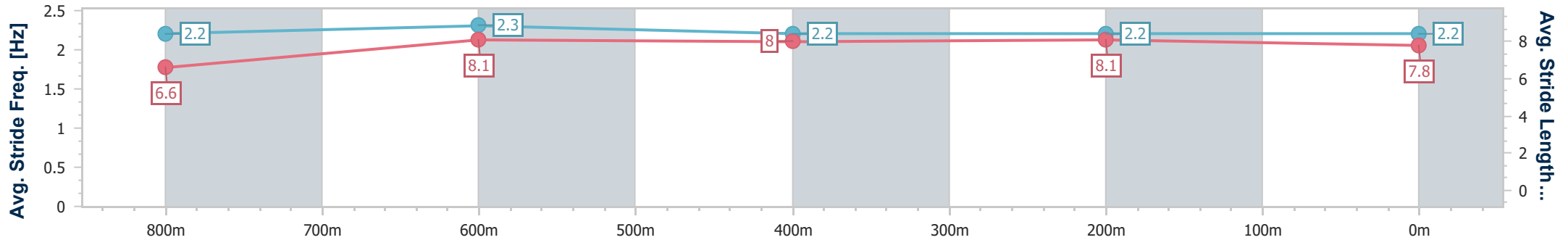
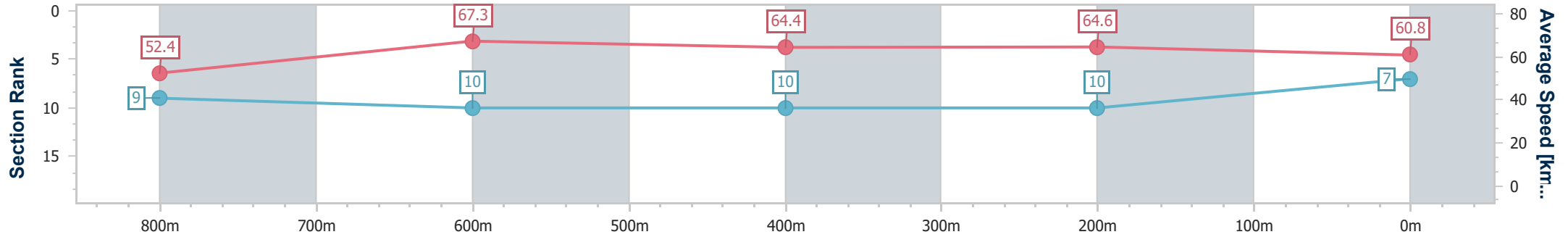
Sunshine Coast QLD Professional
Race 1: GOLDEN BEACH STATE SCHOOL P & C Maiden Handicap - 1000m



11 November 2022 - 17:09

Track Rating: Soft 5, Weather: Scattered Clouds, Rail Position: +8m
Entire Course

Section	Overall	800m	600m	400m	200m
Section Times	0:58.68 [7] (0:13.75)	0:44.93 [9] (0:10.77)	0:34.16 [10] (0:11.18)	0:22.98 [10] (0:11.14)	0:11.84 [10] (0:11.84)
Average Speed [km/h]	52.4	67.3	64.4	64.6	60.8
Top Speed [km/h]	69.2	69.6	66.2	65.5	63.9
Avg. Dist. to Rail [m]	6.7	2.2	0.5	1.3	2.4
Avg. Stride Freq. [Hz]	2.2	2.3	2.2	2.2	2.2
Avg. Stride Length [m]	6.6	8.1	8.0	8.1	7.8



- [] Ranking at each section and finish
- .-.- No data available at this section
- NA No data available



Horse/Jockey Name	Nutso
Final Rank	8
Fastest Section Time (Section)	0:10.74 (800m)
Top Speed [km/h] (Section)	69.6 (800m)
Race State	Finished



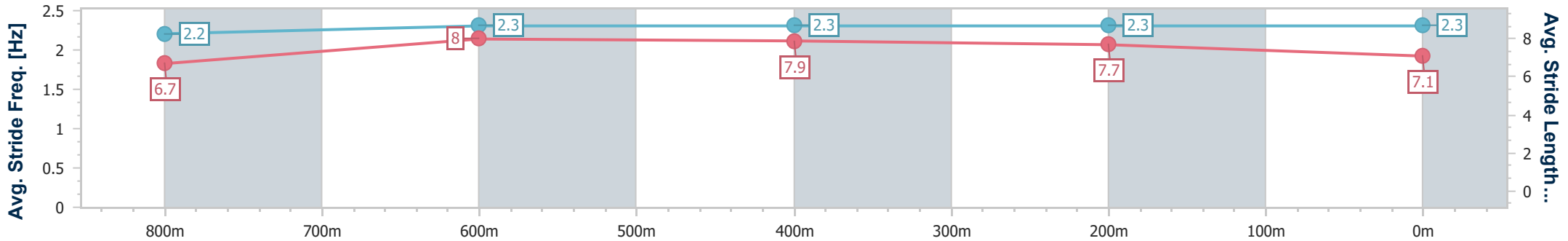
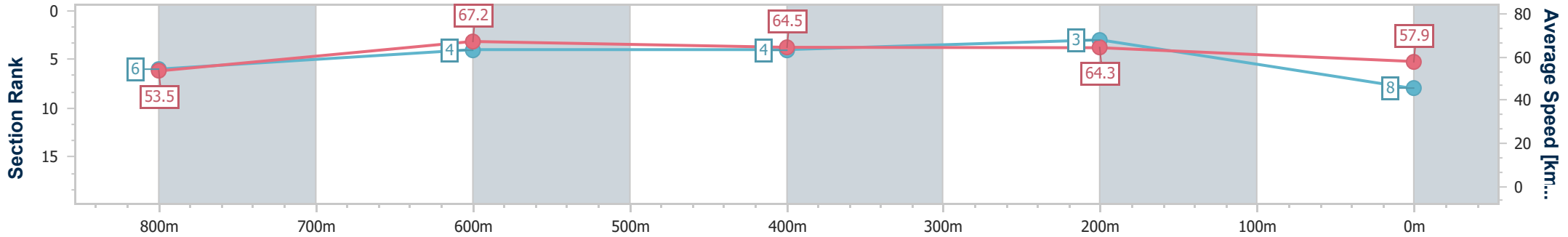
Sunshine Coast QLD Professional
Race 1: GOLDEN BEACH STATE SCHOOL P & C Maiden Handicap - 1000m



11 November 2022 - 17:09

Track Rating: Soft 5, Weather: Scattered Clouds, Rail Position: +8m
Entire Course

Section	Overall	800m	600m	400m	200m
Section Times	0:58.96 [8] (0:13.48)	0:45.48 [6] (0:10.74)	0:34.74 [4] (0:11.12)	0:23.62 [4] (0:11.19)	0:12.43 [3] (0:12.43)
Average Speed [km/h]	53.5	67.2	64.5	64.3	57.9
Top Speed [km/h]	69.5	69.6	66.2	65.5	62.5
Avg. Dist. to Rail [m]	2.1	1.1	0.4	1.3	2.2
Avg. Stride Freq. [Hz]	2.2	2.3	2.3	2.3	2.3
Avg. Stride Length [m]	6.7	8.0	7.9	7.7	7.1



- [] Ranking at each section and finish
- .-.- No data available at this section
- NA No data available



Horse/Jockey Name	Island Lady
Final Rank	9
Fastest Section Time (Section)	0:10.75 (800m)
Top Speed [km/h] (Section)	68.5 (800m)
Race State	Finished



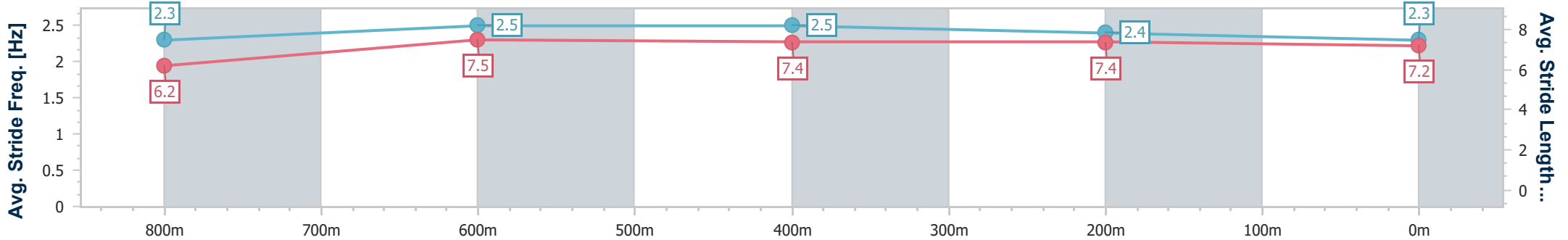
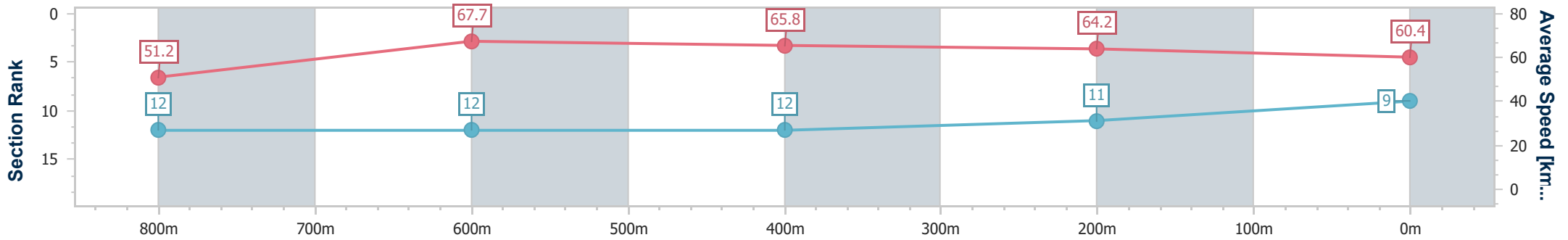
Sunshine Coast QLD Professional
Race 1: GOLDEN BEACH STATE SCHOOL P & C Maiden Handicap - 1000m



11 November 2022 - 17:09

Track Rating: Soft 5, Weather: Scattered Clouds, Rail Position: +8m
Entire Course

Section	Overall	800m	600m	400m	200m
Section Times	0:58.98 [9] (0:14.09)	0:44.89 [12] (0:10.75)	0:34.14 [12] (0:11.02)	0:23.12 [12] (0:11.20)	0:11.92 [11] (0:11.92)
Average Speed [km/h]	51.2	67.7	65.8	64.2	60.4
Top Speed [km/h]	68.4	68.5	67.6	66.0	62.8
Avg. Dist. to Rail [m]	6.5	2.5	1.1	1.3	0.6
Avg. Stride Freq. [Hz]	2.3	2.5	2.5	2.4	2.3
Avg. Stride Length [m]	6.2	7.5	7.4	7.4	7.2



- [] Ranking at each section and finish
- .-.- No data available at this section
- NA No data available



Horse/Jockey Name	Amanecer
Final Rank	10
Fastest Section Time (Section)	0:10.74 (800m)
Top Speed [km/h] (Section)	70.3 (800m)
Race State	Finished



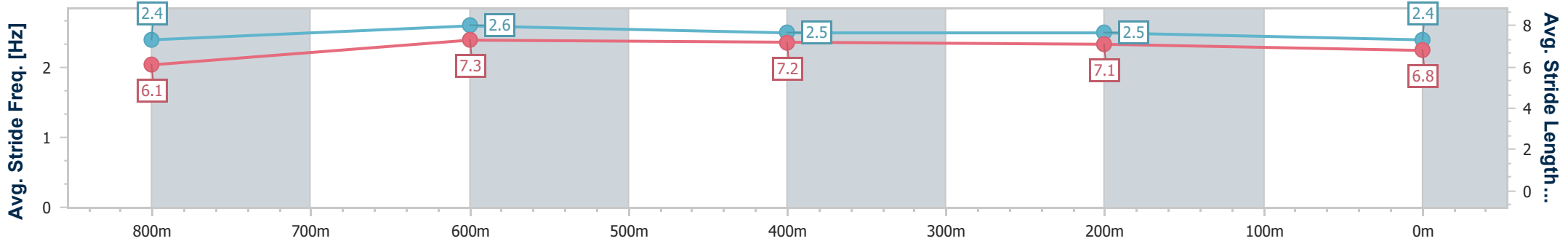
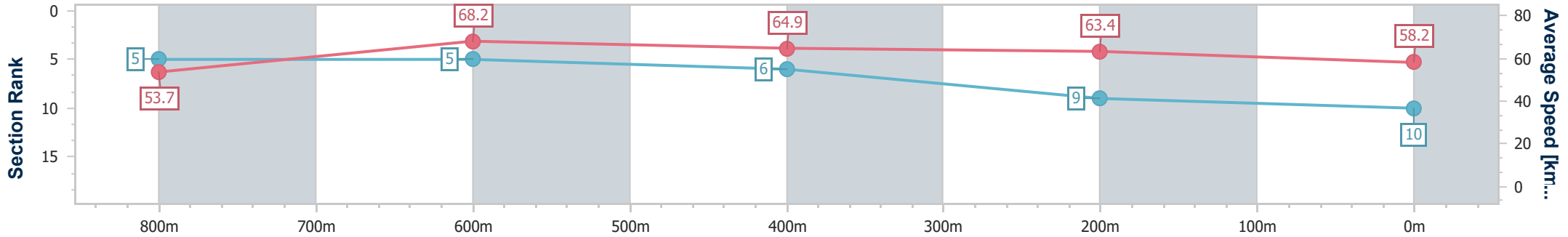
Sunshine Coast QLD Professional
Race 1: GOLDEN BEACH STATE SCHOOL P & C Maiden Handicap - 1000m



11 November 2022 - 17:09

Track Rating: Soft 5, Weather: Scattered Clouds, Rail Position: +8m
Entire Course

Section	Overall	800m	600m	400m	200m
Section Times	0:59.19 [10] (0:13.42)	0:45.77 [5] (0:10.74)	0:35.03 [5] (0:11.27)	0:23.76 [6] (0:11.37)	0:12.39 [9] (0:12.39)
Average Speed [km/h]	53.7	68.2	64.9	63.4	58.2
Top Speed [km/h]	69.9	70.3	66.0	65.8	61.4
Avg. Dist. to Rail [m]	8.4	4.8	2.8	4.0	4.8
Avg. Stride Freq. [Hz]	2.4	2.6	2.5	2.5	2.4
Avg. Stride Length [m]	6.1	7.3	7.2	7.1	6.8



- [] Ranking at each section and finish
- .-.- No data available at this section
- NA No data available



Horse/Jockey Name	Laguna De Chicabel
Final Rank	11
Fastest Section Time (Section)	0:10.81 (800m)
Top Speed [km/h] (Section)	70.6 (Overall)
Race State	Finished



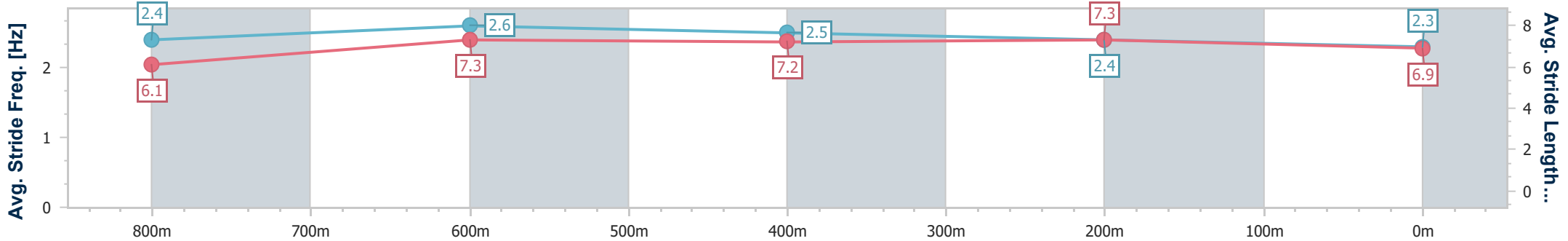
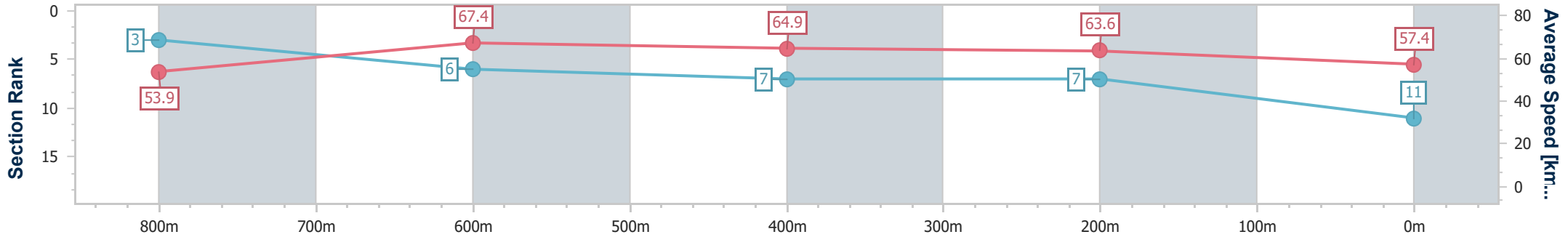
Sunshine Coast QLD Professional
Race 1: GOLDEN BEACH STATE SCHOOL P & C Maiden Handicap - 1000m



11 November 2022 - 17:09

Track Rating: Soft 5, Weather: Scattered Clouds, Rail Position: +8m
Entire Course

Section	Overall	800m	600m	400m	200m
Section Times	0:59.29 [11] (0:13.37)	0:45.92 [3] (0:10.81)	0:35.11 [6] (0:11.24)	0:23.87 [7] (0:11.33)	0:12.54 [7] (0:12.54)
Average Speed [km/h]	53.9	67.4	64.9	63.6	57.4
Top Speed [km/h]	70.6	70.4	65.3	65.2	61.4
Avg. Dist. to Rail [m]	2.9	3.1	2.2	2.7	3.7
Avg. Stride Freq. [Hz]	2.4	2.6	2.5	2.4	2.3
Avg. Stride Length [m]	6.1	7.3	7.2	7.3	6.9



- [] Ranking at each section and finish
- .-.- No data available at this section
- NA No data available



Horse/Jockey Name	Nicover
Final Rank	12
Fastest Section Time (Section)	0:10.47 (800m)
Top Speed [km/h] (Section)	72.4 (800m)
Race State	Finished



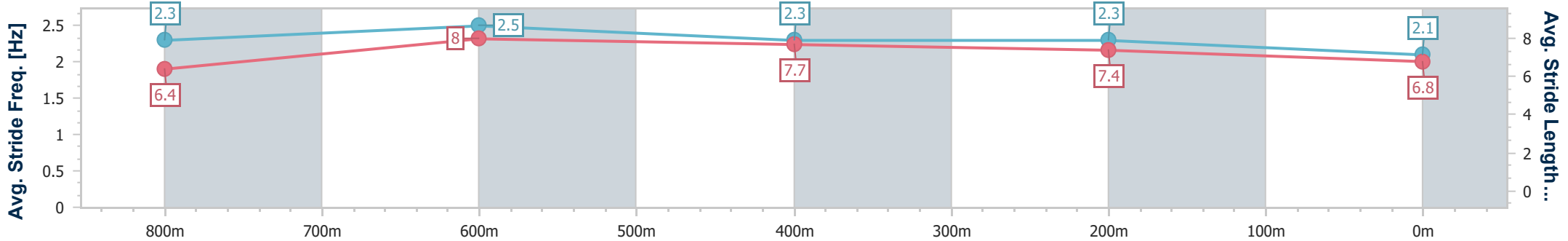
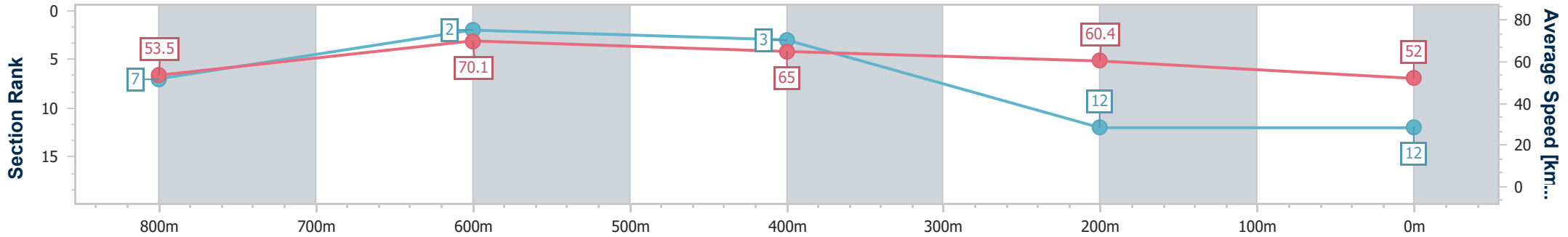
Sunshine Coast QLD Professional
Race 1: GOLDEN BEACH STATE SCHOOL P & C Maiden Handicap - 1000m



11 November 2022 - 17:09

Track Rating: Soft 5, Weather: Scattered Clouds, Rail Position: +8m
Entire Course

Section	Overall	800m	600m	400m	200m
Section Times	1:00.98 [12] (0:13.47)	0:47.51 [7] (0:10.47)	0:37.04 [2] (0:11.28)	0:25.76 [3] (0:11.91)	0:13.85 [12] (0:13.85)
Average Speed [km/h]	53.5	70.1	65.0	60.4	52.0
Top Speed [km/h]	71.5	72.4	67.0	63.3	57.3
Avg. Dist. to Rail [m]	10.7	5.3	3.3	3.8	4.2
Avg. Stride Freq. [Hz]	2.3	2.5	2.3	2.3	2.1
Avg. Stride Length [m]	6.4	8.0	7.7	7.4	6.8



- [] Ranking at each section and finish
- .-.- No data available at this section
- NA No data available