



Sunshine Coast QLD Professional

Race 7: ANGOVE WINES Fillies and Mares BENCHMARK 58 Handicap - 1400m



06 November 2022 - 16:56

Track Rating: GOOD (4), Weather: Overcast, Rail Position: 5 METRES ENTIRE COURSE

Section												Last 600m			
Field Times		Overall	1200m	1000m	800m	600m	400m								
		1:25.46 (0:13.89)	1:11.57 (0:11.37)	1:00.20 (0:12.13)	0:48.07 (0:12.41)	0:35.66 (0:12.14)	0:23.52 (0:11.70)						0:35.66		
Rank	TAB	Horse/Jockey	Barrier	Top Speed [km/h]	Fastest Section										
1	5	TRIPLE CITIZEN	9	65.4	0:11.22	1:25.46 [1]	1:10.83 [9]	0:59.07 [9]	0:46.73 [9]	0:34.61 [9]	0:23.04 [7]	0:34.61			
		Wendy Peel		400m	400m	(0:14.63)	(0:11.76)	(0:12.34)	(0:12.12)	(0:11.57)	(0:11.22)				
2	3	WICKED'N' LOVIN'IT	1	64.6	0:11.32	1:25.62 [2]	1:11.52 [4]	0:59.88 [5]	0:47.68 [5]	0:35.34 [5]	0:23.30 [5]	0:35.34 -3			
		Samantha Collett		400m	400m	(0:14.10)	(0:11.64)	(0:12.20)	(0:12.34)	(0:12.04)	(0:11.32)				
3	1	GAP YEAR	5	65.2	0:11.39	1:25.74 [3]	1:11.40 [7]	0:59.74 [7]	0:47.47 [7]	0:35.26 [6]	0:23.26 [9]	0:35.26 -2			
		Ben Thompson		400m	400m	(0:14.34)	(0:11.66)	(0:12.27)	(0:12.21)	(0:12.00)	(0:11.39)				
4	8	GOODSCENT	2	64.4	0:11.43	1:25.88 [4]	1:11.75 [5]	1:00.27 [4]	0:48.04 [4]	0:35.70 [4]	0:23.65 [3]	0:35.70 -1			
		Mark Du Plessis		1200m	400m	(0:14.13)	(0:11.48)	(0:12.23)	(0:12.34)	(0:12.05)	(0:11.43)				
5	4	BEAN A WHILE	3	64.3	0:11.43	1:25.95 [5]	1:11.97 [3]	1:00.35 [3]	0:48.17 [3]	0:35.84 [3]	0:23.65 [4]	0:35.84 -4			
		Yvette Lewis		400m	400m	(0:13.98)	(0:11.62)	(0:12.18)	(0:12.33)	(0:12.19)	(0:11.43)				
6	6	SERENADE THE CAT	6	64.8	0:11.43	1:25.97 [6]	1:11.74 [6]	1:00.10 [6]	0:47.84 [6]	0:35.46 [7]	0:23.50 [8]	0:35.46 +1			
		James Orman		400m	400m	(0:14.23)	(0:11.64)	(0:12.26)	(0:12.38)	(0:11.96)	(0:11.43)				
7	7	CHICA BONITA	8	64.7	0:11.49	1:26.04 [7]	1:11.67 [8]	0:59.95 [8]	0:47.68 [8]	0:35.47 [8]	0:23.60 [6]	0:35.47 -1			
		Taylor Marshall		600m	400m	(0:14.37)	(0:11.72)	(0:12.27)	(0:12.21)	(0:11.87)	(0:11.49)				
8	9	TICINO BELLE	7	64.1	0:11.46	1:26.19 [8]	1:12.25 [2]	1:00.79 [2]	0:48.62 [2]	0:36.20 [2]	0:24.11 [2]	0:36.20 +0			
		Dale Smith		1200m	1200m	(0:13.94)	(0:11.46)	(0:12.17)	(0:12.42)	(0:12.09)	(0:11.76)				
9	2	SHE'S ENUFF	4	64.6	0:11.37	1:26.42 [9]	1:12.53 [1]	1:01.16 [1]	0:49.03 [1]	0:36.62 [1]	0:24.48 [1]	0:36.62 -4			
		Ryan Maloney		1200m	1200m	(0:13.89)	(0:11.37)	(0:12.13)	(0:12.41)	(0:12.14)	(0:11.83)				



Sunshine Coast QLD Professional

Race 7: ANGOVE WINES Fillies and Mares BENCHMARK 58 Handicap - 1400m

06 November 2022 - 16:56



Track Rating: GOOD (4), Weather: Overcast, Rail Position: 5 METRES ENTIRE COURSE

Section				200m				Last 600m	
Field Times				0:11.82 (0:11.82)				0:35.66	
Rank	TAB	Horse/Jockey	Barrier	Top Speed [km/h]	Fastest Section	Margin			Distance Travelled [m]
1	5	TRIPLE CITIZEN	9	65.4	0:11.22	0:11.82 [1]	1:25.46		0:34.61
		Wendy Peel		400m	400m	(0:11.82)			
2	3	WICKED'N' LOVIN'IT	1	64.6	0:11.32	0:11.98 [1]	0.16L		0:35.34 -3
		Samantha Collett		400m	400m	(0:11.98)			
3	1	GAP YEAR	5	65.2	0:11.39	0:11.87 [8]	0.28L		0:35.26 -2
		Ben Thompson		400m	400m	(0:11.87)			
4	8	GOODSCENT	2	64.4	0:11.43	0:12.22 [3]	0.43L		0:35.70 -1
		Mark Du Plessis		1200m	400m	(0:12.22)			
5	4	BEAN A WHILE	3	64.3	0:11.43	0:12.22 [4]	0.5L		0:35.84 -4
		Yvette Lewis		400m	400m	(0:12.22)			
6	6	SERENADE THE CAT	6	64.8	0:11.43	0:12.07 [9]	0.51L		0:35.46 +1
		James Orman		400m	400m	(0:12.07)			
7	7	CHICA BONITA	8	64.7	0:11.49	0:12.11 [7]	0.59L		0:35.47 -1
		Taylor Marshall		600m	400m	(0:12.11)			
8	9	TICINO BELLE	7	64.1	0:11.46	0:12.35 [6]	0.74L		0:36.20 +0
		Dale Smith		1200m	1200m	(0:12.35)			
9	2	SHE'S ENUFF	4	64.6	0:11.37	0:12.65 [5]	0.96L		0:36.62 -4
		Ryan Maloney		1200m	1200m	(0:12.65)			

[] Ranking at each section and finish
 -:-:- No data available at this section
 NA No data available

SCN Saddle cloth number
 DNF Did not finish
 DNT Did not track



Horse/Jockey Name	Triple Citizen
Final Rank	1
Fastest Section Time (Section)	0:11.22 (400m)
Top Speed [km/h] (Section)	65.4 (400m)
Race State	Finished



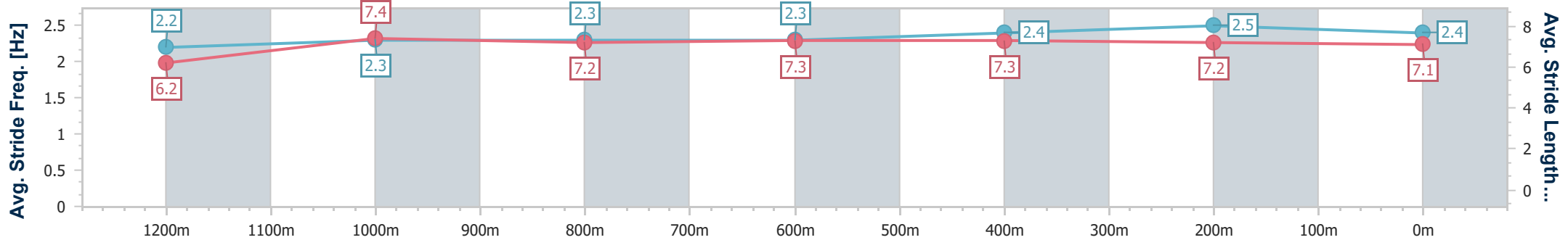
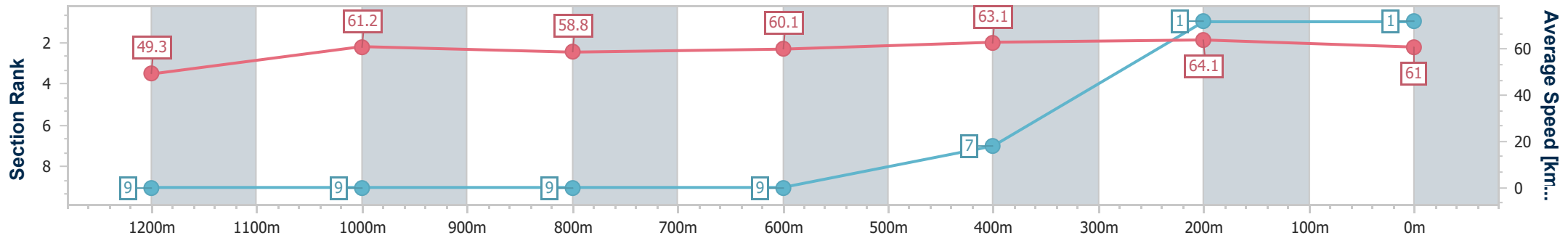
Sunshine Coast QLD Professional
Race 7: ANGOVE WINES Fillies and Mares BENCHMARK 58
Handicap - 1400m



06 November 2022 - 16:56

Track Rating: GOOD (4), Weather: Overcast, Rail Position: 5
METRES ENTIRE COURSE

Section	Overall	1200m	1000m	800m	600m	400m	200m
Section Times	1:25.46 [1] (0:14.63)	1:10.83 [9] (0:11.76)	0:59.07 [9] (0:12.34)	0:46.73 [9] (0:12.12)	0:34.61 [9] (0:11.57)	0:23.04 [7] (0:11.22)	0:11.82 [1] (0:11.82)
Average Speed [km/h]	49.3	61.2	58.8	60.1	63.1	64.1	61.0
Top Speed [km/h]	61.6	62.4	59.8	61.0	64.9	65.4	63.8
Avg. Dist. to Rail [m]	8.8	3.8	3.0	2.0	2.5	5.1	5.1
Avg. Stride Freq. [Hz]	2.2	2.3	2.3	2.3	2.4	2.5	2.4
Avg. Stride Length [m]	6.2	7.4	7.2	7.3	7.3	7.2	7.1



- [] Ranking at each section and finish
- .-.- No data available at this section
- NA No data available



Horse/Jockey Name	Wicked'n' Lovin'it
Final Rank	2
Fastest Section Time (Section)	0:11.32 (400m)
Top Speed [km/h] (Section)	64.6 (400m)
Race State	Finished



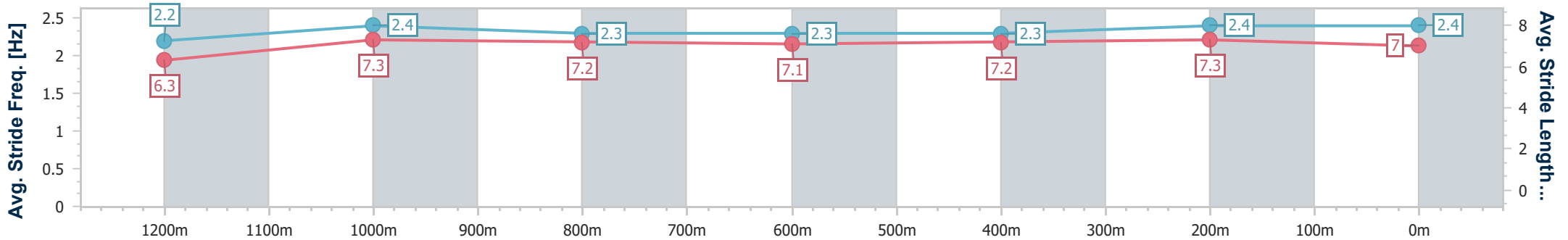
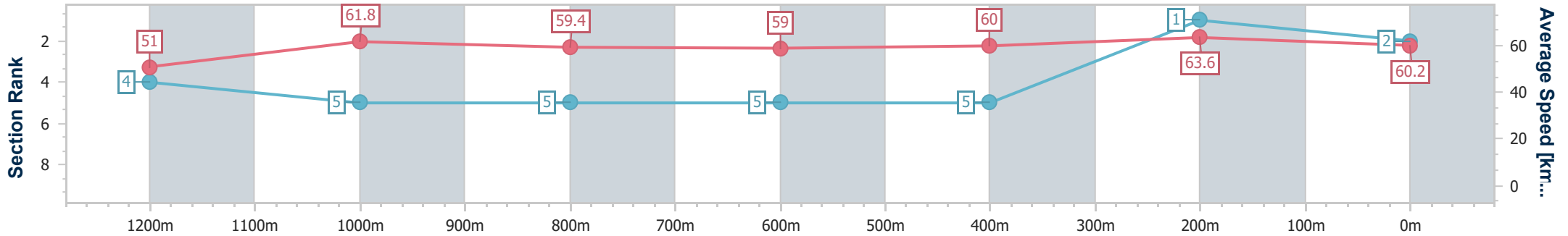
Sunshine Coast QLD Professional
Race 7: ANGOVE WINES Fillies and Mares BENCHMARK 58
Handicap - 1400m



06 November 2022 - 16:56

Track Rating: GOOD (4), Weather: Overcast, Rail Position: 5
METRES ENTIRE COURSE

Section	Overall	1200m	1000m	800m	600m	400m	200m						
Section Times	1:25.62 [2] (0:14.10)	1:11.52 [4] (0:11.64)	0:59.88 [5] (0:12.20)	0:47.68 [5] (0:12.34)	0:35.34 [5] (0:12.04)	0:23.30 [5] (0:11.32)	0:11.98 [1] (0:11.98)						
Average Speed [km/h]	51.0	61.8	59.4	59.0	60.0	63.6	60.2						
Top Speed [km/h]	63.2	64.0	60.0	59.9	63.0	64.6	62.5						
Avg. Dist. to Rail [m]	2.4	2.5	2.3	1.6	0.8	1.9	2.0						
Avg. Stride Freq. [Hz]	2.2	2.4	2.3	2.3	2.3	2.4	2.4						
Avg. Stride Length [m]	6.3	7.3	7.2	7.1	7.2	7.3	7.0						



- [] Ranking at each section and finish
- .-.- No data available at this section
- NA No data available



Horse/Jockey Name	Gap Year
Final Rank	3
Fastest Section Time (Section)	0:11.39 (400m)
Top Speed [km/h] (Section)	65.2 (400m)
Race State	Finished



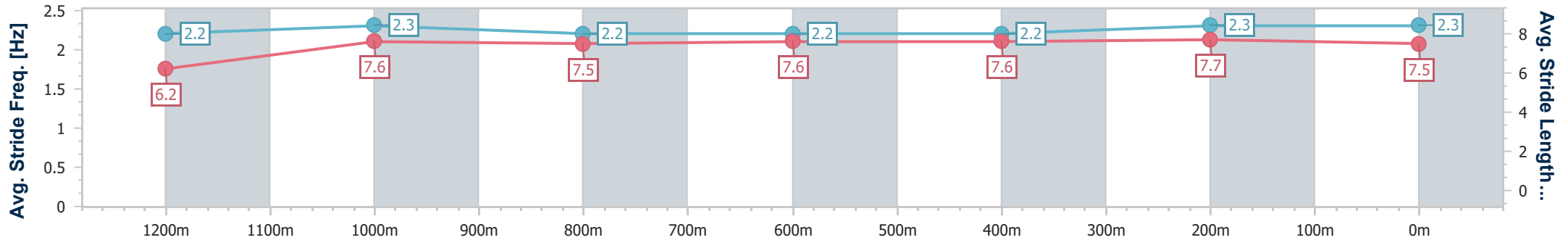
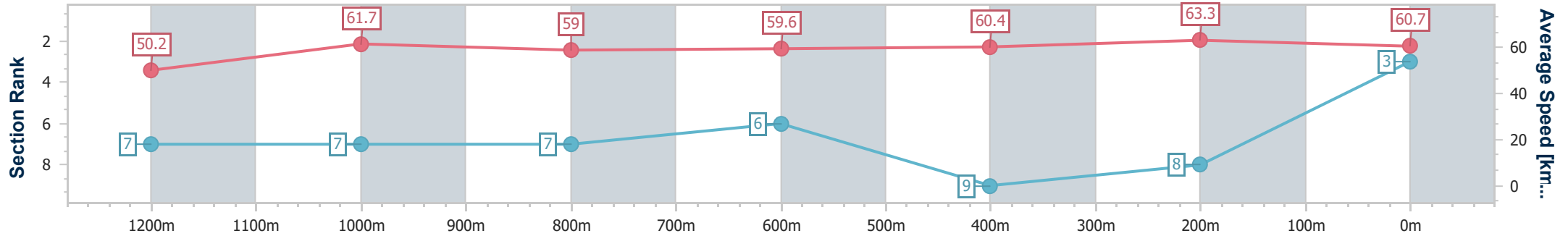
Sunshine Coast QLD Professional
Race 7: ANGOVE WINES Fillies and Mares BENCHMARK 58
Handicap - 1400m



06 November 2022 - 16:56

Track Rating: GOOD (4), Weather: Overcast, Rail Position: 5
METRES ENTIRE COURSE

Section	Overall	1200m	1000m	800m	600m	400m	200m						
Section Times	1:25.74 [3] (0:14.34)	1:11.40 [7] (0:11.66)	0:59.74 [7] (0:12.27)	0:47.47 [7] (0:12.21)	0:35.26 [6] (0:12.00)	0:23.26 [9] (0:11.39)	0:11.87 [8] (0:11.87)						
Average Speed [km/h]	50.2	61.7	59.0	59.6	60.4	63.3	60.7						
Top Speed [km/h]	62.4	63.5	60.5	60.7	63.4	65.2	61.4						
Avg. Dist. to Rail [m]	5.6	2.5	1.8	1.9	1.2	3.6	5.3						
Avg. Stride Freq. [Hz]	2.2	2.3	2.2	2.2	2.2	2.3	2.3						
Avg. Stride Length [m]	6.2	7.6	7.5	7.6	7.6	7.7	7.5						



- [] Ranking at each section and finish
- .-.- No data available at this section
- NA No data available



Horse/Jockey Name	Goodscents
Final Rank	4
Fastest Section Time (Section)	0:11.43 (400m)
Top Speed [km/h] (Section)	64.4 (1200m)
Race State	Finished



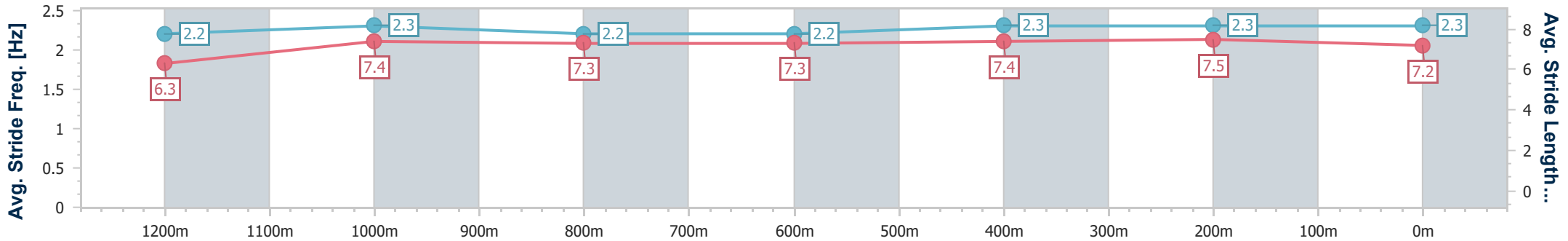
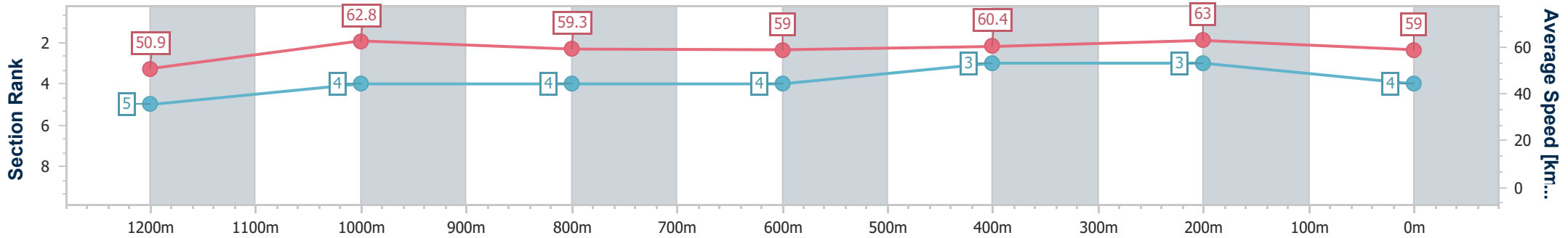
Sunshine Coast QLD Professional
 Race 7: ANGOVE WINES Fillies and Mares BENCHMARK 58
 Handicap - 1400m



06 November 2022 - 16:56

Track Rating: GOOD (4), Weather: Overcast, Rail Position: 5
 METRES ENTIRE COURSE

Section	Overall	1200m	1000m	800m	600m	400m	200m
Section Times	1:25.88 [4] (0:14.13)	1:11.75 [5] (0:11.48)	1:00.27 [4] (0:12.23)	0:48.04 [4] (0:12.34)	0:35.70 [4] (0:12.05)	0:23.65 [3] (0:11.43)	0:12.22 [3] (0:12.22)
Average Speed [km/h]	50.9	62.8	59.3	59.0	60.4	63.0	59.0
Top Speed [km/h]	62.3	64.4	60.0	60.0	62.6	64.1	61.6
Avg. Dist. to Rail [m]	3.0	2.5	2.4	2.1	1.7	3.9	3.1
Avg. Stride Freq. [Hz]	2.2	2.3	2.2	2.2	2.3	2.3	2.3
Avg. Stride Length [m]	6.3	7.4	7.3	7.3	7.4	7.5	7.2



- [] Ranking at each section and finish
- .-.- No data available at this section
- NA No data available



Horse/Jockey Name	Bean A While
Final Rank	5
Fastest Section Time (Section)	0:11.43 (400m)
Top Speed [km/h] (Section)	64.3 (400m)
Race State	Finished



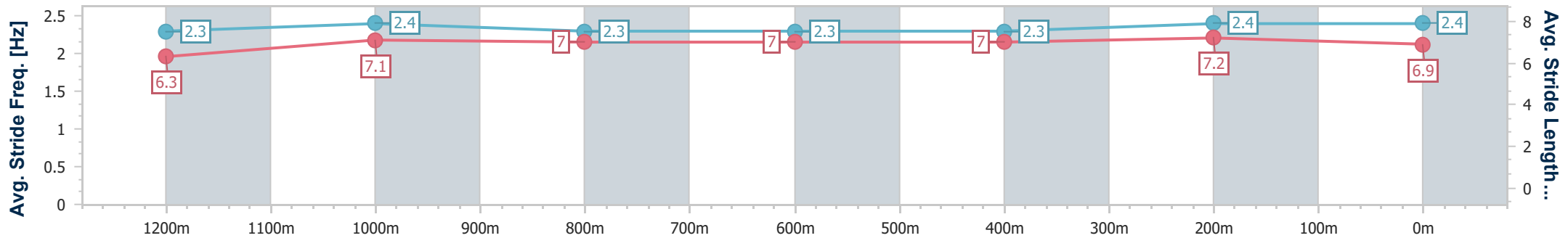
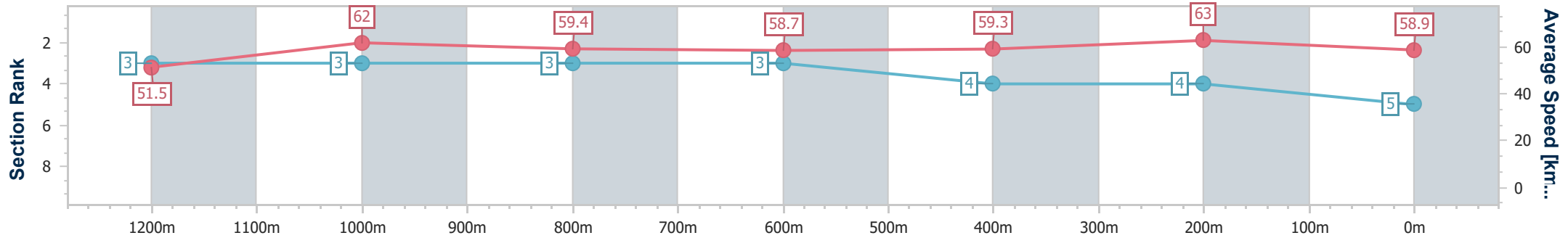
Sunshine Coast QLD Professional
 Race 7: ANGOVE WINES Fillies and Mares BENCHMARK 58
 Handicap - 1400m



06 November 2022 - 16:56

Track Rating: GOOD (4), Weather: Overcast, Rail Position: 5
 METRES ENTIRE COURSE

Section	Overall	1200m	1000m	800m	600m	400m	200m
Section Times	1:25.95 [5] (0:13.98)	1:11.97 [3] (0:11.62)	1:00.35 [3] (0:12.18)	0:48.17 [3] (0:12.33)	0:35.84 [3] (0:12.19)	0:23.65 [4] (0:11.43)	0:12.22 [4] (0:12.22)
Average Speed [km/h]	51.5	62.0	59.4	58.7	59.3	63.0	58.9
Top Speed [km/h]	63.3	63.7	60.6	60.8	60.7	64.3	61.9
Avg. Dist. to Rail [m]	4.1	2.2	2.1	0.9	0.8	1.3	1.5
Avg. Stride Freq. [Hz]	2.3	2.4	2.3	2.3	2.3	2.4	2.4
Avg. Stride Length [m]	6.3	7.1	7.0	7.0	7.0	7.2	6.9



- [] Ranking at each section and finish
- .-.- No data available at this section
- NA No data available



Horse/Jockey Name	Serenade The Cat
Final Rank	6
Fastest Section Time (Section)	0:11.43 (400m)
Top Speed [km/h] (Section)	64.8 (400m)
Race State	Finished



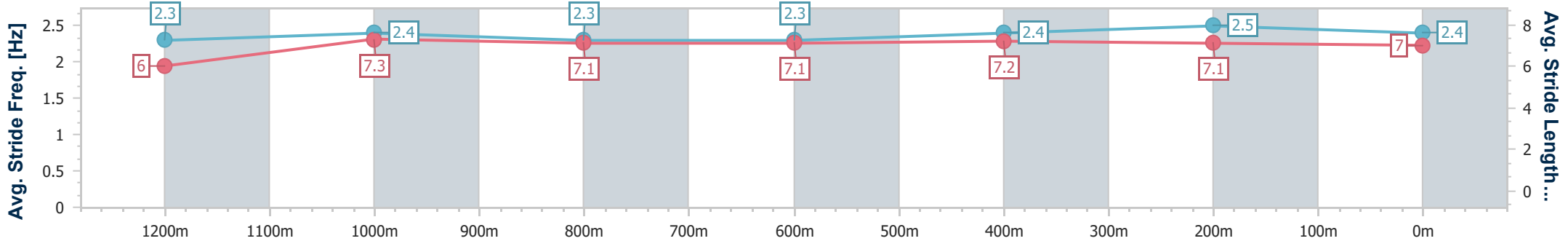
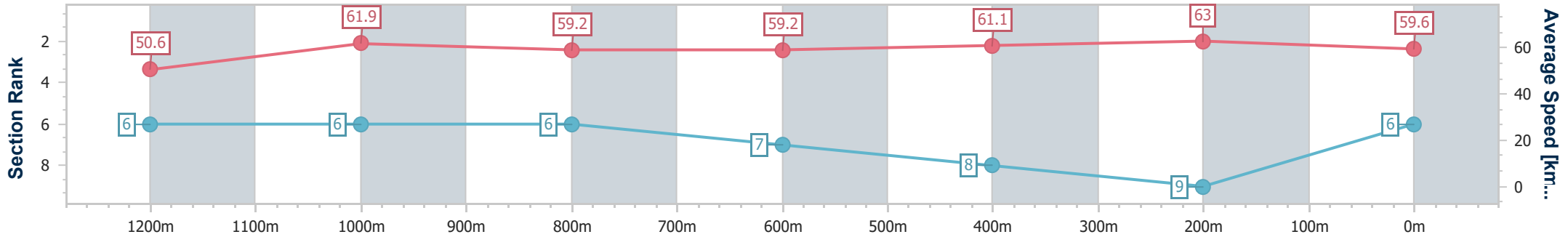
Sunshine Coast QLD Professional
 Race 7: ANGOVE WINES Fillies and Mares BENCHMARK 58
 Handicap - 1400m



06 November 2022 - 16:56

Track Rating: GOOD (4), Weather: Overcast, Rail Position: 5
 METRES ENTIRE COURSE

Section	Overall	1200m	1000m	800m	600m	400m	200m						
Section Times	1:25.97 [6] (0:14.23)	1:11.74 [6] (0:11.64)	1:00.10 [6] (0:12.26)	0:47.84 [6] (0:12.38)	0:35.46 [7] (0:11.96)	0:23.50 [8] (0:11.43)	0:12.07 [9] (0:12.07)						
Average Speed [km/h]	50.6	61.9	59.2	59.2	61.1	63.0	59.6						
Top Speed [km/h]	62.2	63.0	61.4	60.3	63.6	64.8	63.4						
Avg. Dist. to Rail [m]	6.3	4.3	3.1	2.8	2.6	4.3	3.7						
Avg. Stride Freq. [Hz]	2.3	2.4	2.3	2.3	2.4	2.5	2.4						
Avg. Stride Length [m]	6.0	7.3	7.1	7.1	7.2	7.1	7.0						



- [] Ranking at each section and finish
- .-.- No data available at this section
- NA No data available



Horse/Jockey Name	Chica Bonita
Final Rank	7
Fastest Section Time (Section)	0:11.49 (400m)
Top Speed [km/h] (Section)	64.7 (600m)
Race State	Finished



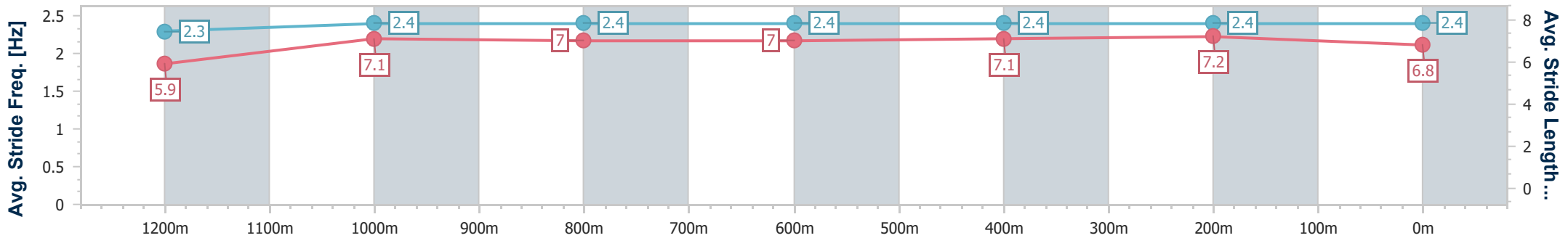
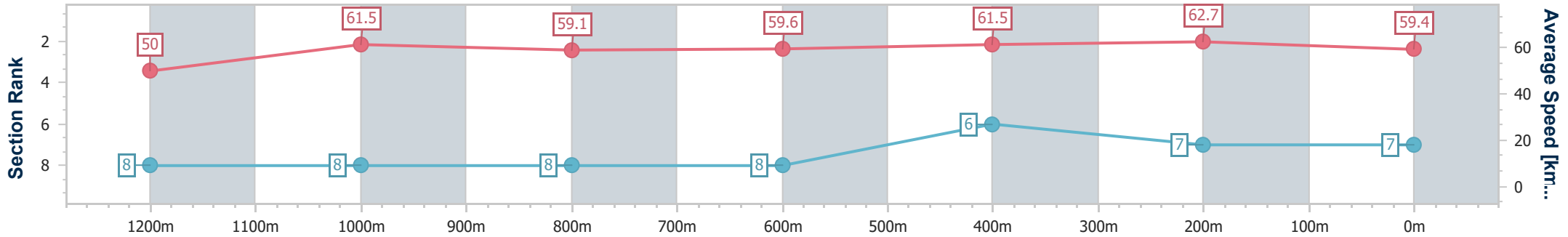
Sunshine Coast QLD Professional
Race 7: ANGOVE WINES Fillies and Mares BENCHMARK 58
Handicap - 1400m



06 November 2022 - 16:56

Track Rating: GOOD (4), Weather: Overcast, Rail Position: 5
METRES ENTIRE COURSE

Section	Overall	1200m	1000m	800m	600m	400m	200m
Section Times	1:26.04 [7] (0:14.37)	1:11.67 [8] (0:11.72)	0:59.95 [8] (0:12.27)	0:47.68 [8] (0:12.21)	0:35.47 [8] (0:11.87)	0:23.60 [6] (0:11.49)	0:12.11 [7] (0:12.11)
Average Speed [km/h]	50.0	61.5	59.1	59.6	61.5	62.7	59.4
Top Speed [km/h]	62.5	63.2	61.3	60.7	64.7	64.2	63.0
Avg. Dist. to Rail [m]	7.8	3.5	2.7	1.8	2.4	6.7	7.8
Avg. Stride Freq. [Hz]	2.3	2.4	2.4	2.4	2.4	2.4	2.4
Avg. Stride Length [m]	5.9	7.1	7.0	7.0	7.1	7.2	6.8



- [] Ranking at each section and finish
- .-.- No data available at this section
- NA No data available



Horse/Jockey Name	Ticino Belle
Final Rank	8
Fastest Section Time (Section)	0:11.46 (1200m)
Top Speed [km/h] (Section)	64.1 (1200m)
Race State	Finished



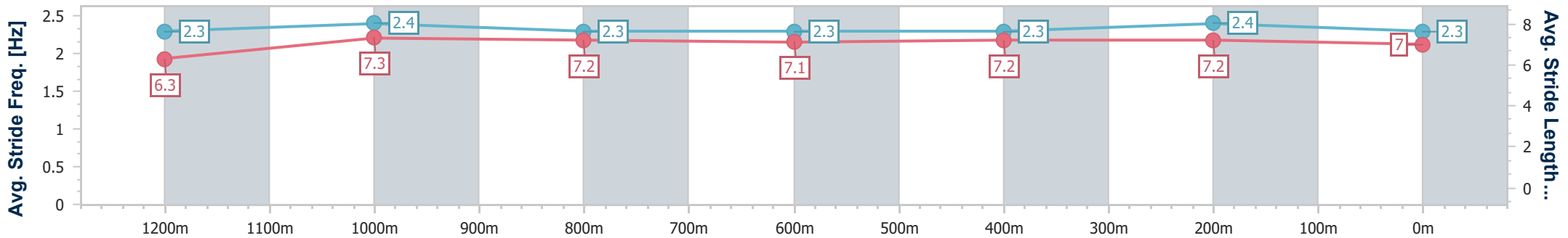
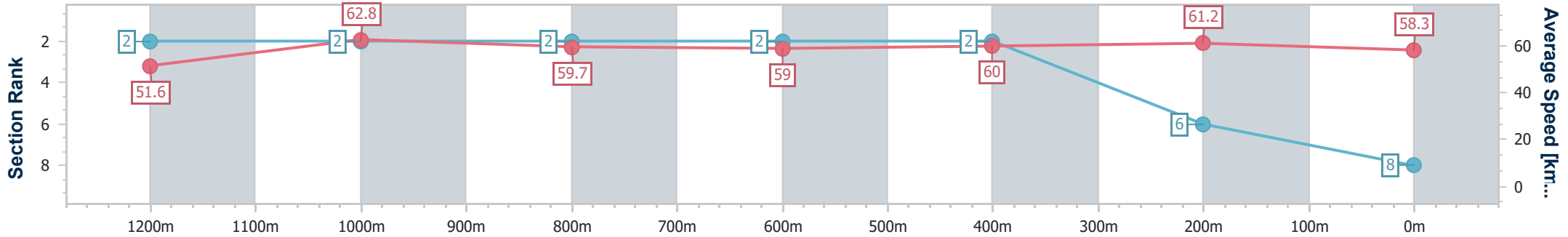
Sunshine Coast QLD Professional
Race 7: ANGOVE WINES Fillies and Mares BENCHMARK 58
Handicap - 1400m



06 November 2022 - 16:56

Track Rating: GOOD (4), Weather: Overcast, Rail Position: 5
METRES ENTIRE COURSE

Section	Overall	1200m	1000m	800m	600m	400m	200m						
Section Times	1:26.19 [8] (0:13.94)	1:12.25 [2] (0:11.46)	1:00.79 [2] (0:12.17)	0:48.62 [2] (0:12.42)	0:36.20 [2] (0:12.09)	0:24.11 [2] (0:11.76)	0:12.35 [6] (0:12.35)						
Average Speed [km/h]	51.6	62.8	59.7	59.0	60.0	61.2	58.3						
Top Speed [km/h]	63.5	64.1	60.6	59.7	61.6	62.5	60.4						
Avg. Dist. to Rail [m]	7.2	5.1	3.9	2.9	1.4	2.3	2.8						
Avg. Stride Freq. [Hz]	2.3	2.4	2.3	2.3	2.3	2.4	2.3						
Avg. Stride Length [m]	6.3	7.3	7.2	7.1	7.2	7.2	7.0						



- [] Ranking at each section and finish
- .-.- No data available at this section
- NA No data available



Horse/Jockey Name	She's Enuff
Final Rank	9
Fastest Section Time (Section)	0:11.37 (1200m)
Top Speed [km/h] (Section)	64.6 (1200m)
Race State	Finished



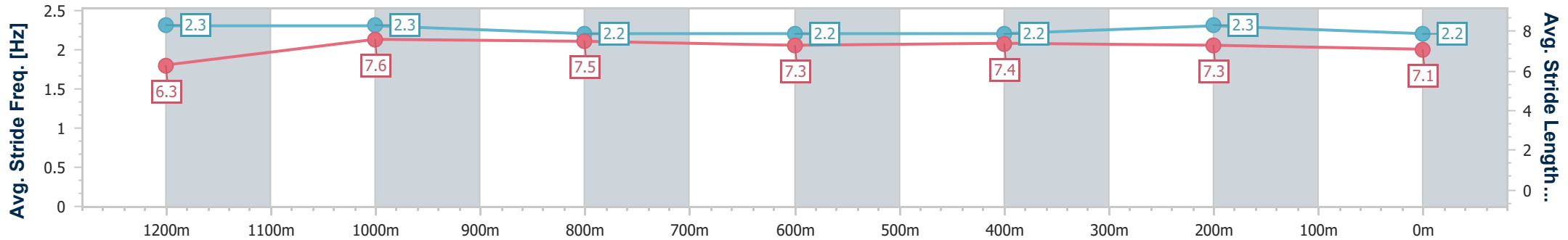
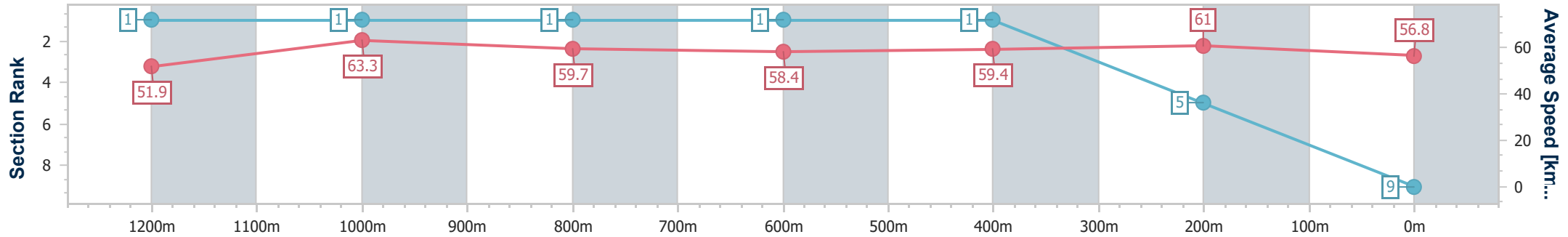
Sunshine Coast QLD Professional
Race 7: ANGOVE WINES Fillies and Mares BENCHMARK 58
Handicap - 1400m



06 November 2022 - 16:56

Track Rating: GOOD (4), Weather: Overcast, Rail Position: 5
METRES ENTIRE COURSE

Section	Overall	1200m	1000m	800m	600m	400m	200m							
Section Times	1:26.42 [9] (0:13.89)	1:12.53 [1] (0:11.37)	1:01.16 [1] (0:12.13)	0:49.03 [1] (0:12.41)	0:36.62 [1] (0:12.14)	0:24.48 [1] (0:11.83)	0:12.65 [5] (0:12.65)							
Average Speed [km/h]	51.9	63.3	59.7	58.4	59.4	61.0	56.8							
Top Speed [km/h]	64.0	64.6	61.3	59.4	60.3	62.1	59.7							
Avg. Dist. to Rail [m]	4.9	3.4	2.4	1.4	0.4	1.1	0.8							
Avg. Stride Freq. [Hz]	2.3	2.3	2.2	2.2	2.2	2.3	2.2							
Avg. Stride Length [m]	6.3	7.6	7.5	7.3	7.4	7.3	7.1							



- [] Ranking at each section and finish
- .-.- No data available at this section
- NA No data available