



Sunshine Coast QLD Professional

Race 4: MAROOCHYDORE SLSC Fillies and Mares Class 1 Plate - 1200m

06 November 2022 - 14:26



Track Rating: GOOD (4), Weather: , Rail Position: 5 METRES ENTIRE COURSE

Section													Last 600m	
Field Times		Overall	1000m	800m	600m	400m	200m						0:33.87	
		(0:14.10)	(0:12.21)	(0:12.01)	(0:11.59)	(0:11.04)	(0:11.24)							
Rank	TAB	Horse/Jockey	Barrier	Top Speed [km/h]	Fastest Section	Overall	1000m	800m	600m	400m	200m	Margin	Distance Travelled [m]	
1	7	TICK TOCK QUEEN Ben Thompson	8	67.4 400m	0:10.80 400m	1:12.19 [1] (0:14.48)	0:57.71 [4] (0:12.24)	0:45.47 [3] (0:12.08)	0:33.39 [4] (0:11.35)	0:22.04 [3] (0:10.80)	0:11.24 [1] (0:11.24)	1:12.19	0:33.39	
2	5	LYNRIC LASS Les Tilley	1	66.0 400m	0:11.13 400m	1:12.79 [2] (0:14.10)	0:58.69 [1] (0:12.21)	0:46.48 [1] (0:12.01)	0:34.47 [1] (0:11.59)	0:22.88 [1] (0:11.13)	0:11.75 [2] (0:11.75)	0.6L	0:34.47 -2	
3	8	ZOU ZOUAMORE Taylor Marshall	3	66.1 400m	0:11.12 400m	1:13.17 [3] (0:14.46)	0:58.71 [3] (0:12.33)	0:46.38 [4] (0:11.85)	0:34.53 [2] (0:11.42)	0:23.11 [2] (0:11.12)	0:11.99 [3] (0:11.99)	0.98L	0:34.53 -5	
4	6	SPARKY GIRL Jason Taylor	4	66.0 600m	0:11.38 400m	1:13.60 [4] (0:14.69)	0:58.91 [5] (0:12.25)	0:46.66 [5] (0:12.07)	0:34.59 [5] (0:11.42)	0:23.17 [5] (0:11.38)	0:11.79 [4] (0:11.79)	1.41L	0:34.59 -1	
5	2	FRAZZLED Vishan Venkaya	5	65.8 400m	0:11.17 400m	1:13.77 [5] (0:15.04)	0:58.73 [7] (0:12.25)	0:46.48 [7] (0:12.12)	0:34.36 [7] (0:11.53)	0:22.83 [7] (0:11.17)	0:11.66 [6] (0:11.66)	1.58L	0:34.36 -1	
6	4	GEORGIAN BAY Brooke Ainsworth	9	65.2 400m	0:11.34 400m	1:13.81 [6] (0:14.74)	0:59.07 [6] (0:12.24)	0:46.83 [6] (0:12.05)	0:34.78 [6] (0:11.53)	0:23.25 [6] (0:11.34)	0:11.91 [5] (0:11.91)	1.62L	0:34.78 +1	

Did Not Finish: Kayleen (#9)

Scratched: Gap Year (#3), Bean A While (#1)

[] Ranking at each section and finish
 -:-:- No data available at this section
 NA No data available

SCN Saddle cloth number
 DNF Did not finish
 DNT Did not track



Horse/Jockey Name	Tick Tock Queen
Final Rank	1
Fastest Section Time (Section)	0:10.80 (400m)
Top Speed [km/h] (Section)	67.4 (400m)
Race State	Finished



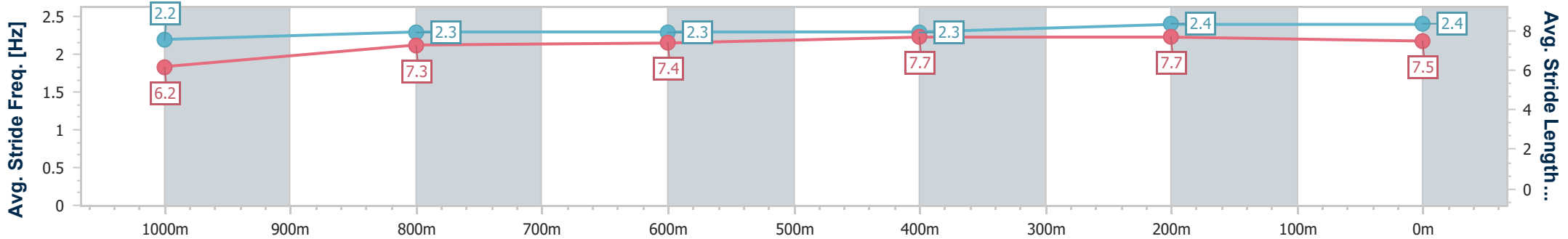
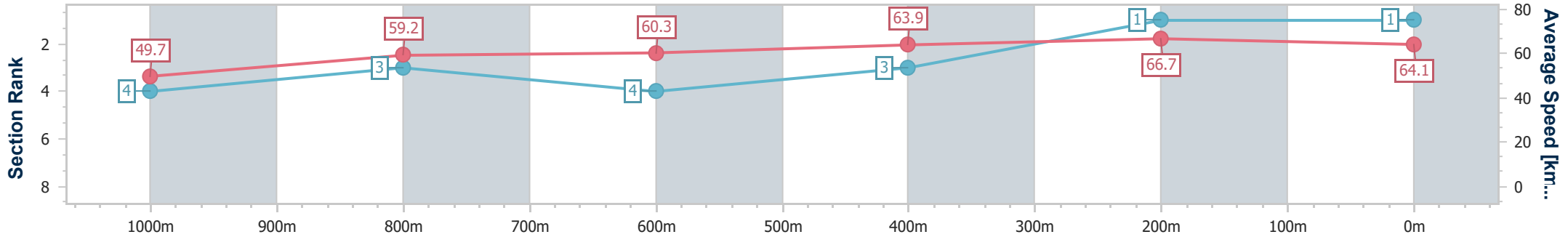
Sunshine Coast QLD Professional
Race 4: MAROOCHYDRE SLSC Fillies and Mares Class 1
Plate - 1200m



06 November 2022 - 14:26

Track Rating: GOOD (4), Weather: , Rail Position: 5 METRES
ENTIRE COURSE

Section	Overall	1000m	800m	600m	400m	200m									
Section Times	1:12.19 [1] (0:14.48)	0:57.71 [4] (0:12.24)	0:45.47 [3] (0:12.08)	0:33.39 [4] (0:11.35)	0:22.04 [3] (0:10.80)	0:11.24 [1] (0:11.24)									
Average Speed [km/h]	49.7	59.2	60.3	63.9	66.7	64.1									
Top Speed [km/h]	60.6	61.1	62.8	66.2	67.4	65.6									
Avg. Dist. to Rail [m]	5.5	2.7	2.1	1.1	2.7	4.2									
Avg. Stride Freq. [Hz]	2.2	2.3	2.3	2.3	2.4	2.4									
Avg. Stride Length [m]	6.2	7.3	7.4	7.7	7.7	7.5									



- [] Ranking at each section and finish
- .-.- No data available at this section
- NA No data available



Horse/Jockey Name	Lynric Lass
Final Rank	2
Fastest Section Time (Section)	0:11.13 (400m)
Top Speed [km/h] (Section)	66.0 (400m)
Race State	Finished



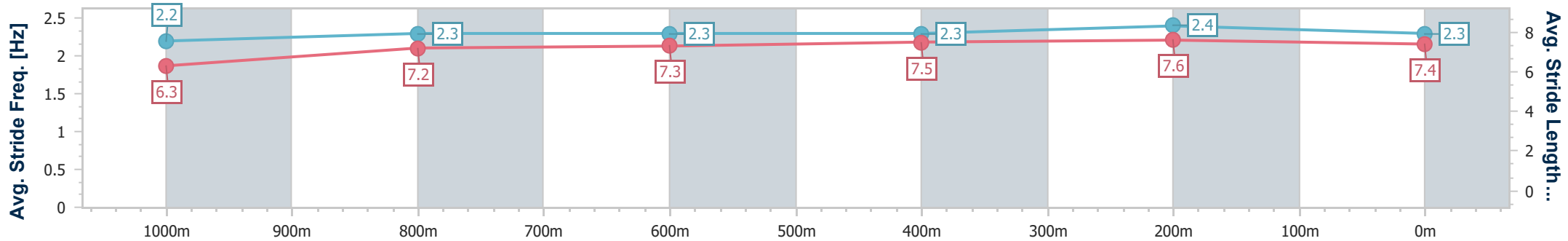
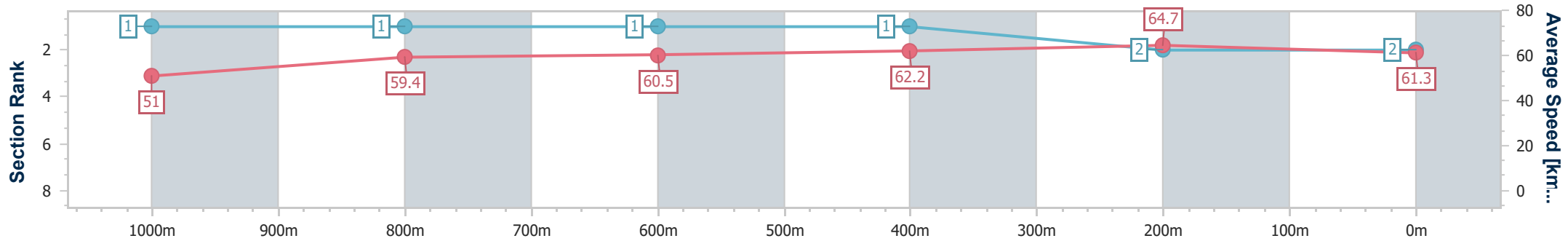
Sunshine Coast QLD Professional
 Race 4: MAROOCHYDRE SLSC Fillies and Mares Class 1
 Plate - 1200m



06 November 2022 - 14:26

Track Rating: GOOD (4), Weather: , Rail Position: 5 METRES
 ENTIRE COURSE

Section	Overall	1000m	800m	600m	400m	200m								
Section Times	1:12.79 [2] (0:14.10)	0:58.69 [1] (0:12.21)	0:46.48 [1] (0:12.01)	0:34.47 [1] (0:11.59)	0:22.88 [1] (0:11.13)	0:11.75 [2] (0:11.75)								
Average Speed [km/h]	51.0	59.4	60.5	62.2	64.7	61.3								
Top Speed [km/h]	62.8	62.2	61.6	64.0	66.0	64.1								
Avg. Dist. to Rail [m]	3.2	2.3	1.5	0.4	0.5	2.7								
Avg. Stride Freq. [Hz]	2.2	2.3	2.3	2.3	2.4	2.3								
Avg. Stride Length [m]	6.3	7.2	7.3	7.5	7.6	7.4								



- [] Ranking at each section and finish
- .-.- No data available at this section
- NA No data available



Horse/Jockey Name	Zou Zouamore
Final Rank	3
Fastest Section Time (Section)	0:11.12 (400m)
Top Speed [km/h] (Section)	66.1 (400m)
Race State	Finished



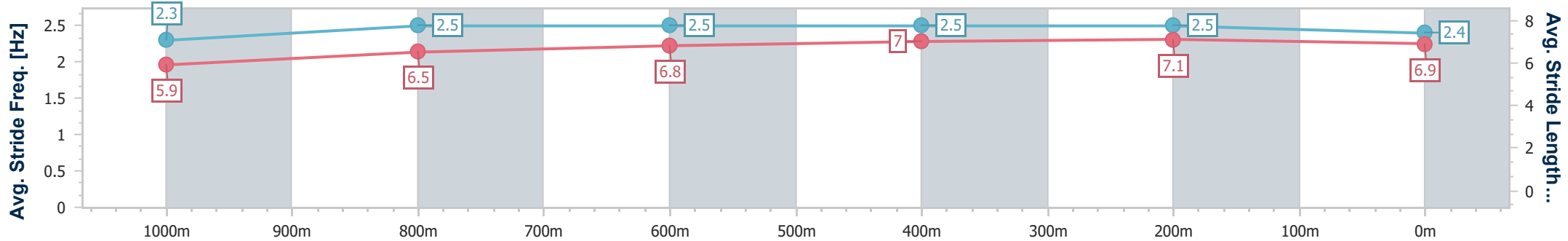
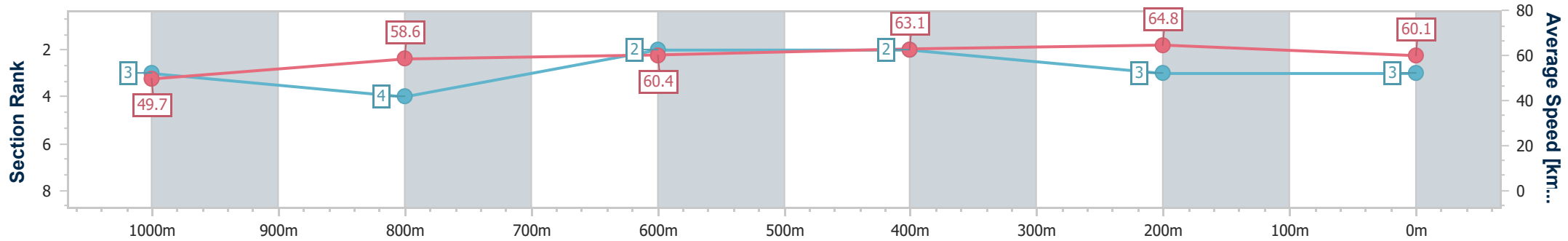
Sunshine Coast QLD Professional
 Race 4: MAROOCHYDRE SLSC Fillies and Mares Class 1
 Plate - 1200m



06 November 2022 - 14:26

Track Rating: GOOD (4), Weather: , Rail Position: 5 METRES
 ENTIRE COURSE

Section	Overall	1000m	800m	600m	400m	200m								
Section Times	1:13.17 [3] (0:14.46)	0:58.71 [3] (0:12.33)	0:46.38 [4] (0:11.85)	0:34.53 [2] (0:11.42)	0:23.11 [2] (0:11.12)	0:11.99 [3] (0:11.99)								
Average Speed [km/h]	49.7	58.6	60.4	63.1	64.8	60.1								
Top Speed [km/h]	61.6	60.3	63.0	64.2	66.1	62.7								
Avg. Dist. to Rail [m]	3.8	1.6	1.2	0.9	1.0	2.2								
Avg. Stride Freq. [Hz]	2.3	2.5	2.5	2.5	2.5	2.4								
Avg. Stride Length [m]	5.9	6.5	6.8	7.0	7.1	6.9								



- [] Ranking at each section and finish
- .-.- No data available at this section
- NA No data available



Horse/Jockey Name	Sparky Girl
Final Rank	4
Fastest Section Time (Section)	0:11.38 (400m)
Top Speed [km/h] (Section)	66.0 (600m)
Race State	Finished



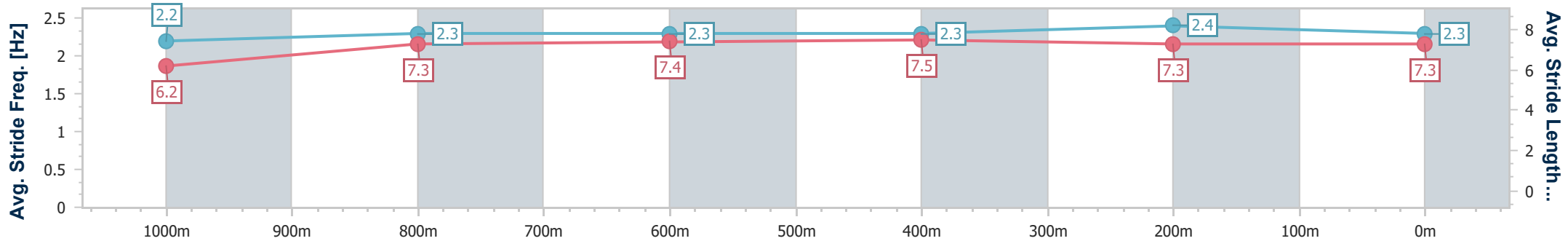
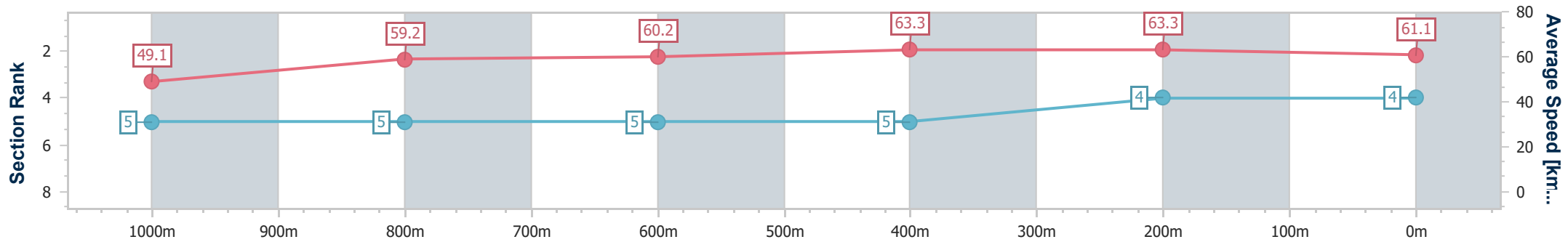
Sunshine Coast QLD Professional
 Race 4: MAROOCHYDRE SLSC Fillies and Mares Class 1
 Plate - 1200m



06 November 2022 - 14:26

Track Rating: GOOD (4), Weather: , Rail Position: 5 METRES
 ENTIRE COURSE

Section	Overall	1000m	800m	600m	400m	200m								
Section Times	1:13.60 [4] (0:14.69)	0:58.91 [5] (0:12.25)	0:46.66 [5] (0:12.07)	0:34.59 [5] (0:11.42)	0:23.17 [5] (0:11.38)	0:11.79 [4] (0:11.79)								
Average Speed [km/h]	49.1	59.2	60.2	63.3	63.3	61.1								
Top Speed [km/h]	61.7	61.8	62.9	66.0	65.7	63.6								
Avg. Dist. to Rail [m]	4.0	2.2	1.9	0.5	0.7	2.2								
Avg. Stride Freq. [Hz]	2.2	2.3	2.3	2.3	2.4	2.3								
Avg. Stride Length [m]	6.2	7.3	7.4	7.5	7.3	7.3								



- [] Ranking at each section and finish
- .-.- No data available at this section
- NA No data available



Horse/Jockey Name	Frazzled
Final Rank	5
Fastest Section Time (Section)	0:11.17 (400m)
Top Speed [km/h] (Section)	65.8 (400m)
Race State	Finished



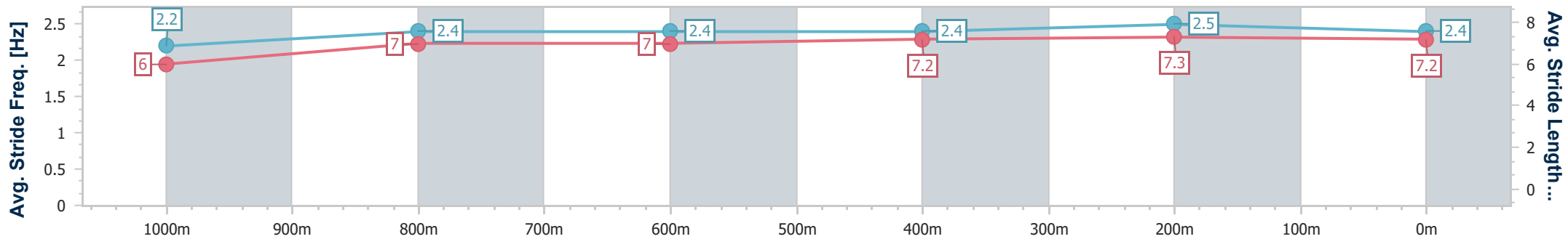
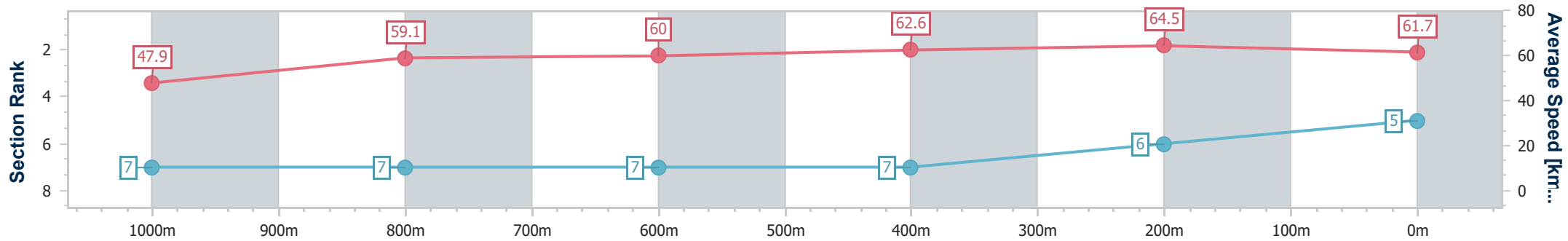
Sunshine Coast QLD Professional
Race 4: MAROOCHYDRE SLSC Fillies and Mares Class 1
Plate - 1200m



06 November 2022 - 14:26

Track Rating: GOOD (4), Weather: , Rail Position: 5 METRES
ENTIRE COURSE

Section	Overall	1000m	800m	600m	400m	200m								
Section Times	1:13.77 [5] (0:15.04)	0:58.73 [7] (0:12.25)	0:46.48 [7] (0:12.12)	0:34.36 [7] (0:11.53)	0:22.83 [7] (0:11.17)	0:11.66 [6] (0:11.66)								
Average Speed [km/h]	47.9	59.1	60.0	62.6	64.5	61.7								
Top Speed [km/h]	60.5	61.6	63.9	64.4	65.8	64.3								
Avg. Dist. to Rail [m]	4.6	2.4	1.5	0.5	2.8	5.5								
Avg. Stride Freq. [Hz]	2.2	2.4	2.4	2.4	2.5	2.4								
Avg. Stride Length [m]	6.0	7.0	7.0	7.2	7.3	7.2								



- [] Ranking at each section and finish
- .-.-.- No data available at this section
- NA No data available



Horse/Jockey Name	Georgian Bay
Final Rank	6
Fastest Section Time (Section)	0:11.34 (400m)
Top Speed [km/h] (Section)	65.2 (400m)
Race State	Finished



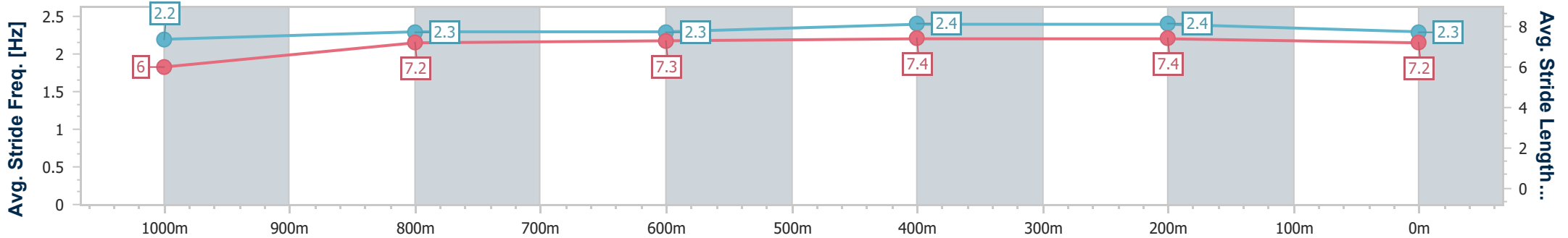
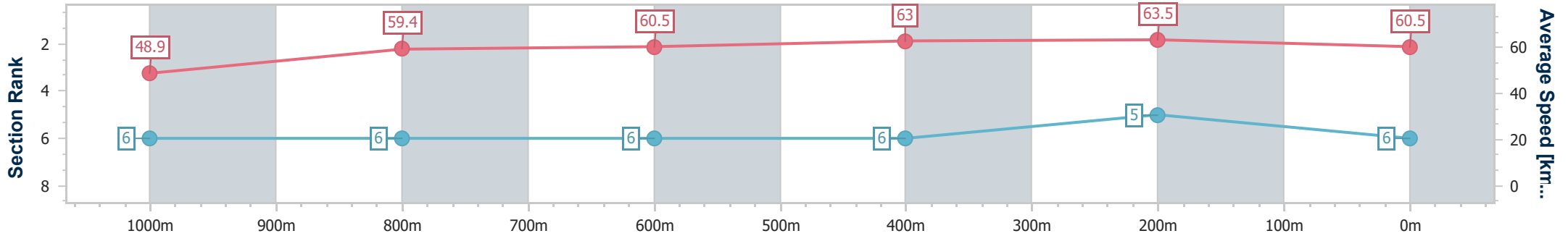
Sunshine Coast QLD Professional
 Race 4: MAROOCHYDRE SLSC Fillies and Mares Class 1
 Plate - 1200m



06 November 2022 - 14:26

Track Rating: GOOD (4), Weather: , Rail Position: 5 METRES
 ENTIRE COURSE

Section	Overall	1000m	800m	600m	400m	200m								
Section Times	1:13.81 [6] (0:14.74)	0:59.07 [6] (0:12.24)	0:46.83 [6] (0:12.05)	0:34.78 [6] (0:11.53)	0:23.25 [6] (0:11.34)	0:11.91 [5] (0:11.91)								
Average Speed [km/h]	48.9	59.4	60.5	63.0	63.5	60.5								
Top Speed [km/h]	63.9	63.8	63.9	64.2	65.2	62.5								
Avg. Dist. to Rail [m]	6.2	2.8	2.4	1.6	3.0	4.8								
Avg. Stride Freq. [Hz]	2.2	2.3	2.3	2.4	2.4	2.3								
Avg. Stride Length [m]	6.0	7.2	7.3	7.4	7.4	7.2								



- [] Ranking at each section and finish
- .-.- No data available at this section
- NA No data available



Horse/Jockey Name	Kayleen
Final Rank	7
Fastest Section Time (Section)	0:11.53 (600m)
Top Speed [km/h] (Section)	90.0 (400m)
Race State	DidNotFinish



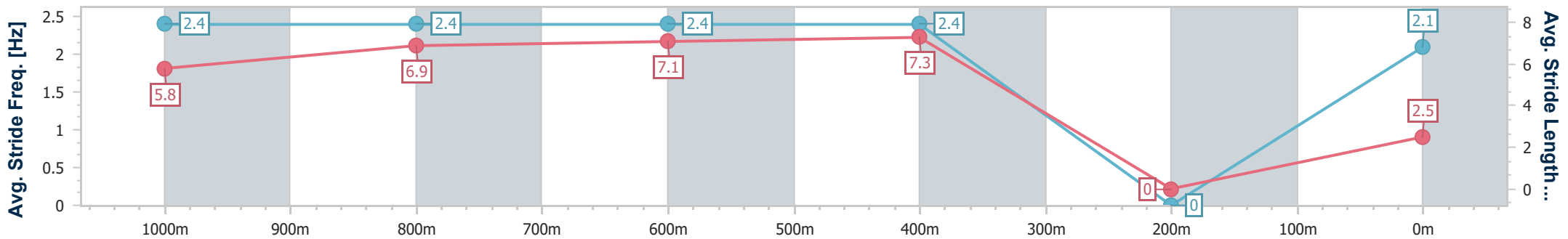
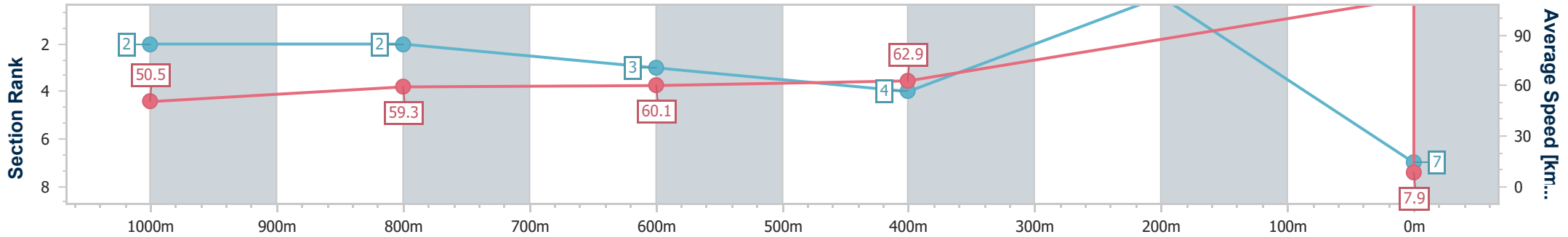
Sunshine Coast QLD Professional
Race 4: MAROOCHYDRE SLSC Fillies and Mares Class 1
Plate - 1200m



06 November 2022 - 14:26

Track Rating: GOOD (4), Weather: , Rail Position: 5 METRES
ENTIRE COURSE

Section	Overall	1000m	800m	600m	400m	200m
Section Times	0:00.00 [7] (0:14.26)	0:00.00 [2] (0:12.26)	0:00.00 [2] (0:12.17)	0:00.00 [3] (0:11.53)	-:--:--	0:00.00 [0] (0:31.47)
Average Speed [km/h]	50.5	59.3	60.1	62.9	∞	7.9
Top Speed [km/h]	61.5	62.1	63.0	65.9	90.0	48.3
Avg. Dist. to Rail [m]	5.4	3.2	2.9	1.2	0.0	3.5
Avg. Stride Freq. [Hz]	2.4	2.4	2.4	2.4	--:--	2.1
Avg. Stride Length [m]	5.8	6.9	7.1	7.3	--:--	2.5



- [] Ranking at each section and finish
- :--:-- No data available at this section
- NA No data available