

Track Rating: Good 4, Weather: Fine, Rail Position: True Entire Course.

Section												Last 600m	
Field Times		Overall	1200m	1000m	800m	600m	400m						
		1:19.65 (0:08.32)	1:11.33 (0:11.01)	1:00.32 (0:11.85)	0:48.47 (0:12.19)	0:36.28 (0:12.16)	0:24.12 (0:12.19)						0:36.28
Rank	TAB	Horse/Jockey	Barrier	Top Speed [km/h]	Fastest Section								Distance Travelled [m]
1	2	LOUBARD Nick Keal	6	65.8 1200m	0:08.32 Overall	1:19.65 [1] (0:08.32)	1:11.33 [1] (0:11.29)	1:00.04 [3] (0:12.00)	0:48.04 [4] (0:12.20)	0:35.84 [4] (0:11.95)	0:23.89 [4] (0:11.96)	0:35.84	
2	3	ROARING THUNDER Nathan Fazackerley	2	66.7 1200m	0:08.46 Overall	1:19.96 [2] (0:08.46)	1:11.50 [4] (0:11.21)	1:00.29 [4] (0:11.88)	0:48.41 [3] (0:12.19)	0:36.22 [3] (0:12.05)	0:24.17 [3] (0:12.04)	0:36.22	-3
3	1	TORBRECK Gary Geran	1	67.1 1200m	0:08.37 Overall	1:20.00 [3] (0:08.37)	1:11.63 [2] (0:10.96)	1:00.67 [1] (0:11.85)	0:48.82 [1] (0:12.19)	0:36.63 [1] (0:12.16)	0:24.47 [1] (0:12.22)	0:36.63	-4
4	4	ARTIE'S DREAMTIME Kenji Yoshida	7	64.5 1200m	0:08.39 Overall	1:20.43 [4] (0:08.39)	1:12.04 [3] (0:11.42)	1:00.62 [5] (0:12.03)	0:48.59 [6] (0:12.24)	0:36.35 [6] (0:11.93)	0:24.42 [6] (0:12.22)	0:36.35	+2
5	7	RUN THE CUTTER Montanna Savva	5	65.3 1200m	0:08.56 Overall	1:20.56 [5] (0:08.56)	1:12.00 [6] (0:11.33)	1:00.67 [6] (0:11.87)	0:48.80 [5] (0:12.15)	0:36.65 [5] (0:11.99)	0:24.66 [5] (0:12.22)	0:36.65	-9
6	6	FLICK Cecily Eaton	3	67.3 1200m	0:08.55 Overall	1:21.12 [6] (0:08.55)	1:12.57 [5] (0:10.89)	1:01.68 [2] (0:11.88)	0:49.80 [2] (0:12.33)	0:37.47 [2] (0:12.08)	0:25.39 [2] (0:12.54)	0:37.47	-3

Scratched: Lovin' De Quo (#5), Boulton (#8), Sheindlin (#9)

Track Rating: Good 4, Weather: Fine, Rail Position: True Entire Course.

Section				200m			Last 600m			
Field Times				0:11.93			0:36.28			
				(0:11.93)						
Rank	TAB	Horse/Jockey	Barrier	Top Speed [km/h]	Fastest Section				Distance Travelled [m]	
1	2	LOUBARD Nick Keal	6	65.8 1200m	0:08.32 Overall	0:11.93 [1] (0:11.93)		0:35.84		
2	3	ROARING THUNDER Nathan Fazackerley	2	66.7 1200m	0:08.46 Overall	0:12.13 [3] (0:12.13)		0:36.22	-3	
3	1	TORBRECK Gary Geran	1	67.1 1200m	0:08.37 Overall	0:12.25 [2] (0:12.25)		0:36.63	-4	
4	4	ARTIE'S DREAMTIME Kenji Yoshida	7	64.5 1200m	0:08.39 Overall	0:12.20 [5] (0:12.20)		0:36.35	+2	
5	7	RUN THE CUTTER Montanna Savva	5	65.3 1200m	0:08.56 Overall	0:12.44 [4] (0:12.44)		0:36.65	-9	
6	6	FLICK Cecily Eaton	3	67.3 1200m	0:08.55 Overall	0:12.85 [6] (0:12.85)		0:37.47	-3	

Scratched: Lovin' De Quo (#5), Boulton (#8), Sheindlin (#9)



Horse/Jockey Name	Loubard
Final Rank	1
Fastest Section Time (Section)	0:08.32 (Overall)
Top Speed [km/h] (Section)	65.8 (1200m)
Race State	Finished



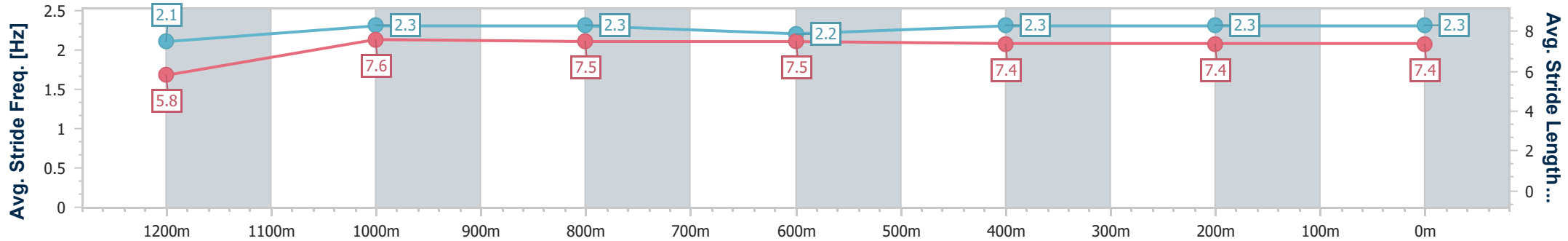
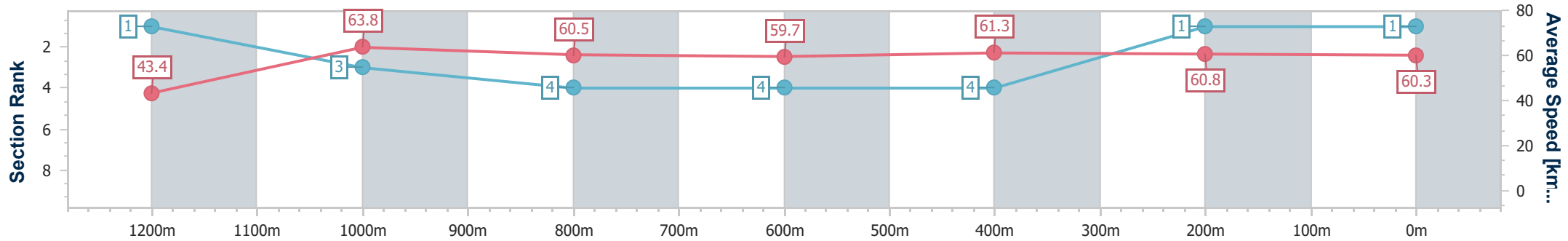
Toowoomba QLD Professional
Race 3: VALE NORM PANKHURST BENCHMARK 62 Handicap - 1300m



05 November 2022 - 18:48

Track Rating: Good 4, Weather: Fine, Rail Position: True Entire Course.

Section	Overall	1200m	1000m	800m	600m	400m	200m
Section Times	1:19.65 [1] (0:08.32)	1:11.33 [1] (0:11.29)	1:00.04 [3] (0:12.00)	0:48.04 [4] (0:12.20)	0:35.84 [4] (0:11.95)	0:23.89 [4] (0:11.96)	0:11.93 [1] (0:11.93)
Average Speed [km/h]	43.4	63.8	60.5	59.7	61.3	60.8	60.3
Top Speed [km/h]	60.8	65.8	63.4	61.1	62.0	61.9	61.4
Avg. Dist. to Rail [m]	5.7	2.4	2.0	3.5	3.4	3.2	3.3
Avg. Stride Freq. [Hz]	2.1	2.3	2.3	2.2	2.3	2.3	2.3
Avg. Stride Length [m]	5.8	7.6	7.5	7.5	7.4	7.4	7.4



- [] Ranking at each section and finish
- .-.- No data available at this section
- NA No data available



Horse/Jockey Name	Roaring Thunder
Final Rank	2
Fastest Section Time (Section)	0:08.46 (Overall)
Top Speed [km/h] (Section)	66.7 (1200m)
Race State	Finished



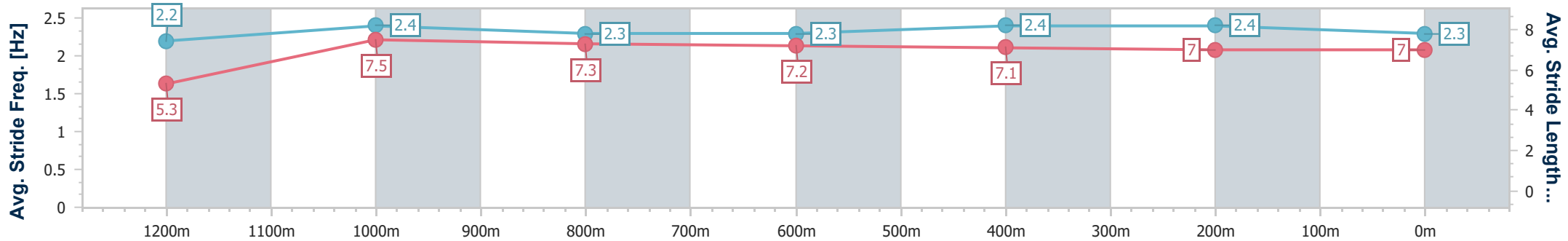
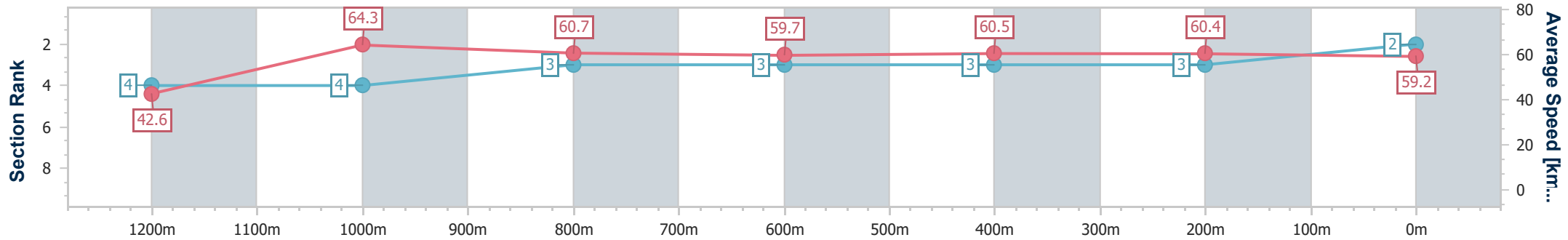
Toowoomba QLD Professional
Race 3: VALE NORM PANKHURST BENCHMARK 62 Handicap - 1300m



05 November 2022 - 18:48

Track Rating: Good 4, Weather: Fine, Rail Position: True Entire Course.

Section	Overall	1200m	1000m	800m	600m	400m	200m
Section Times	1:19.96 [2] (0:08.46)	1:11.50 [4] (0:11.21)	1:00.29 [4] (0:11.88)	0:48.41 [3] (0:12.19)	0:36.22 [3] (0:12.05)	0:24.17 [3] (0:12.04)	0:12.13 [3] (0:12.13)
Average Speed [km/h]	42.6	64.3	60.7	59.7	60.5	60.4	59.2
Top Speed [km/h]	60.7	66.7	64.1	61.5	61.0	62.5	61.3
Avg. Dist. to Rail [m]	2.3	0.6	0.8	2.9	2.3	3.0	3.1
Avg. Stride Freq. [Hz]	2.2	2.4	2.3	2.3	2.4	2.4	2.3
Avg. Stride Length [m]	5.3	7.5	7.3	7.2	7.1	7.0	7.0



- [] Ranking at each section and finish
- .-.- No data available at this section
- NA No data available



Horse/Jockey Name	Torbreck
Final Rank	3
Fastest Section Time (Section)	0:08.37 (Overall)
Top Speed [km/h] (Section)	67.1 (1200m)
Race State	Finished



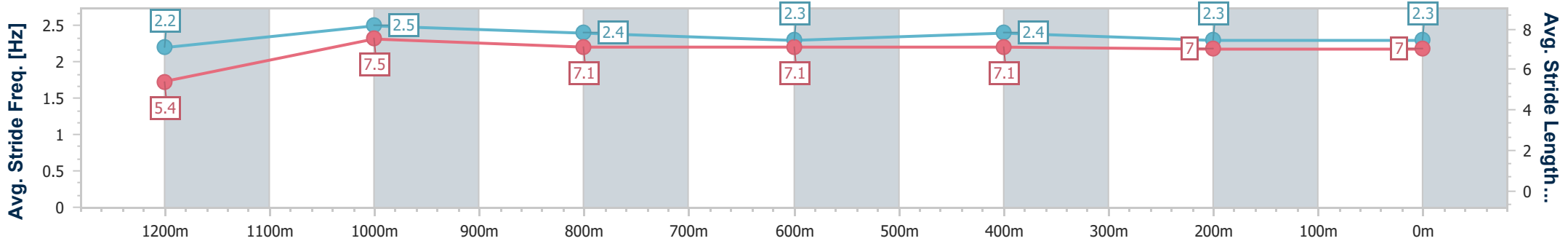
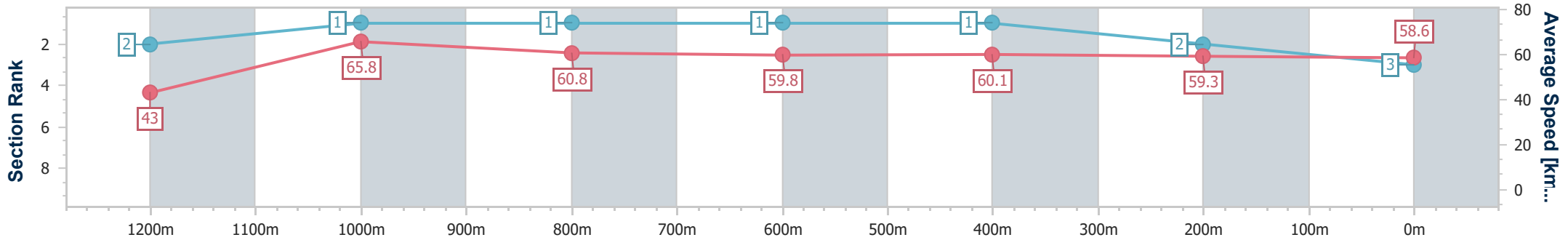
Toowoomba QLD Professional
Race 3: VALE NORM PANKHURST BENCHMARK 62 Handicap - 1300m



05 November 2022 - 18:48

Track Rating: Good 4, Weather: Fine, Rail Position: True Entire Course.

Section	Overall	1200m	1000m	800m	600m	400m	200m
Section Times	1:20.00 [3] (0:08.37)	1:11.63 [2] (0:10.96)	1:00.67 [1] (0:11.85)	0:48.82 [1] (0:12.19)	0:36.63 [1] (0:12.16)	0:24.47 [1] (0:12.22)	0:12.25 [2] (0:12.25)
Average Speed [km/h]	43.0	65.8	60.8	59.8	60.1	59.3	58.6
Top Speed [km/h]	64.6	67.1	63.1	62.2	61.5	61.0	59.9
Avg. Dist. to Rail [m]	3.3	0.9	0.6	3.2	3.0	2.0	2.0
Avg. Stride Freq. [Hz]	2.2	2.5	2.4	2.3	2.4	2.3	2.3
Avg. Stride Length [m]	5.4	7.5	7.1	7.1	7.1	7.0	7.0



- [] Ranking at each section and finish
- .-.- No data available at this section
- NA No data available



Horse/Jockey Name	Artie's Dreamtime
Final Rank	4
Fastest Section Time (Section)	0:08.39 (Overall)
Top Speed [km/h] (Section)	64.5 (1200m)
Race State	Finished



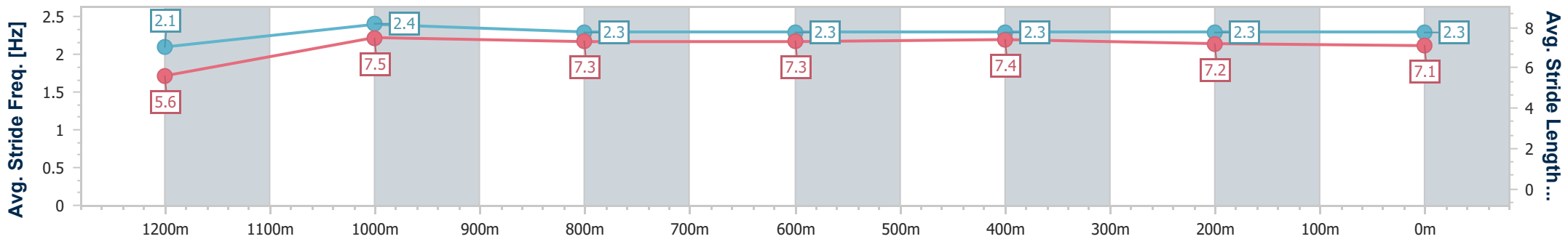
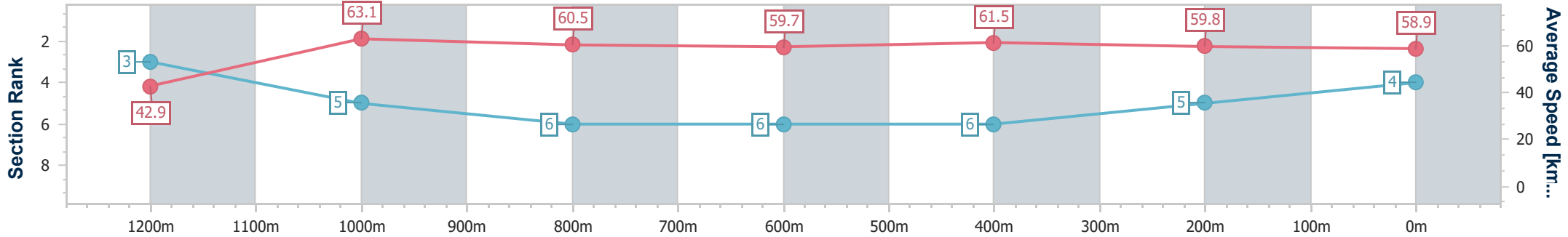
Toowoomba QLD Professional
Race 3: VALE NORM PANKHURST BENCHMARK 62 Handicap - 1300m



05 November 2022 - 18:48

Track Rating: Good 4, Weather: Fine, Rail Position: True Entire Course.

Section	Overall	1200m	1000m	800m	600m	400m	200m							
Section Times	1:20.43 [4] (0:08.39)	1:12.04 [3] (0:11.42)	1:00.62 [5] (0:12.03)	0:48.59 [6] (0:12.24)	0:36.35 [6] (0:11.93)	0:24.42 [6] (0:12.22)	0:12.20 [5] (0:12.20)							
Average Speed [km/h]	42.9	63.1	60.5	59.7	61.5	59.8	58.9							
Top Speed [km/h]	60.4	64.5	63.7	61.7	63.4	61.4	59.7							
Avg. Dist. to Rail [m]	5.4	2.7	2.9	3.9	3.7	4.2	4.6							
Avg. Stride Freq. [Hz]	2.1	2.4	2.3	2.3	2.3	2.3	2.3							
Avg. Stride Length [m]	5.6	7.5	7.3	7.3	7.4	7.2	7.1							



- [] Ranking at each section and finish
- .-.- No data available at this section
- NA No data available



Horse/Jockey Name	Run The Cutter
Final Rank	5
Fastest Section Time (Section)	0:08.56 (Overall)
Top Speed [km/h] (Section)	65.3 (1200m)
Race State	Finished



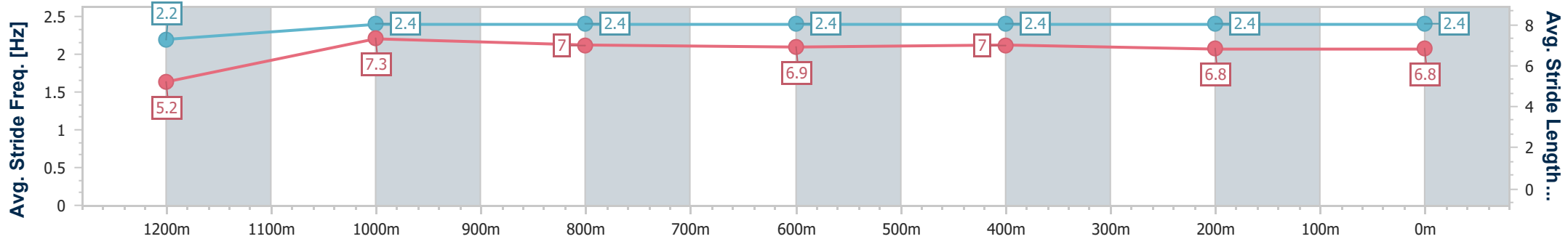
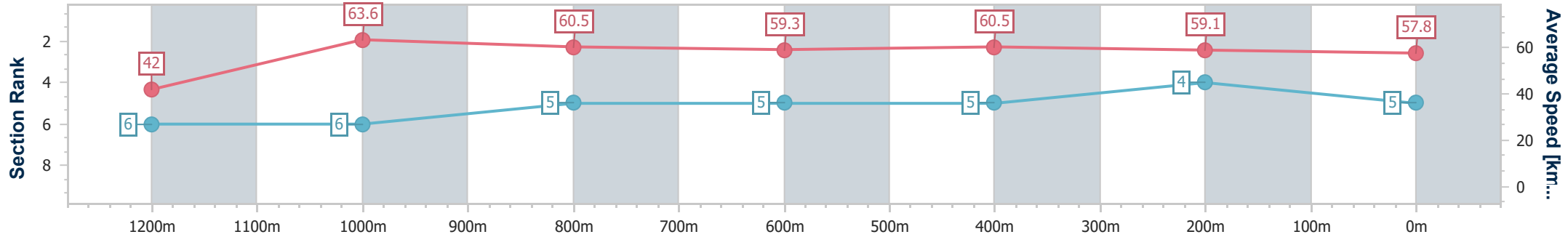
Toowoomba QLD Professional
Race 3: VALE NORM PANKHURST BENCHMARK 62 Handicap - 1300m



05 November 2022 - 18:48

Track Rating: Good 4, Weather: Fine, Rail Position: True Entire Course.

Section	Overall	1200m	1000m	800m	600m	400m	200m
Section Times	1:20.56 [5] (0:08.56)	1:12.00 [6] (0:11.33)	1:00.67 [6] (0:11.87)	0:48.80 [5] (0:12.15)	0:36.65 [5] (0:11.99)	0:24.66 [5] (0:12.22)	0:12.44 [4] (0:12.44)
Average Speed [km/h]	42.0	63.6	60.5	59.3	60.5	59.1	57.8
Top Speed [km/h]	61.6	65.3	64.4	60.7	62.5	61.3	59.1
Avg. Dist. to Rail [m]	3.8	1.1	0.8	0.7	1.3	1.4	1.9
Avg. Stride Freq. [Hz]	2.2	2.4	2.4	2.4	2.4	2.4	2.4
Avg. Stride Length [m]	5.2	7.3	7.0	6.9	7.0	6.8	6.8



- [] Ranking at each section and finish
- .-.- No data available at this section
- NA No data available



Horse/Jockey Name	Flick
Final Rank	6
Fastest Section Time (Section)	0:08.55 (Overall)
Top Speed [km/h] (Section)	67.3 (1200m)
Race State	Finished



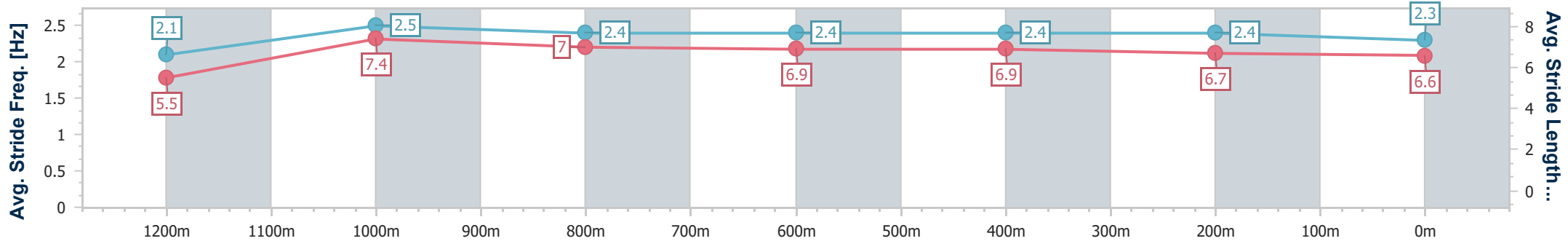
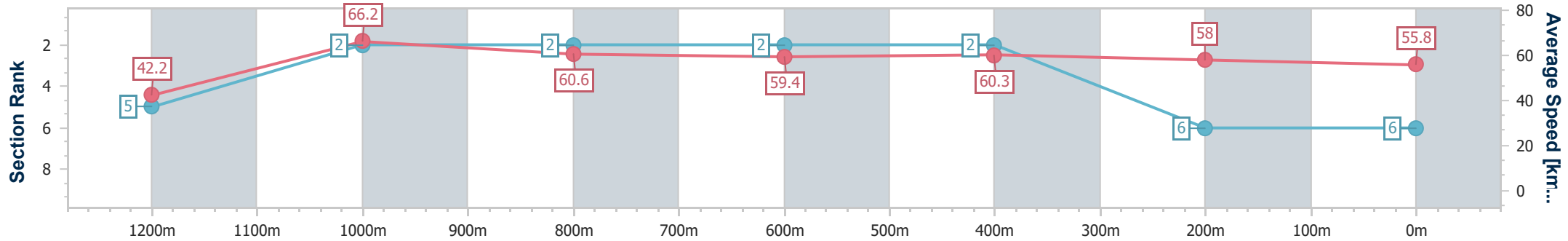
Toowoomba QLD Professional
Race 3: VALE NORM PANKHURST BENCHMARK 62 Handicap - 1300m



05 November 2022 - 18:48

Track Rating: Good 4, Weather: Fine, Rail Position: True Entire Course.

Section	Overall	1200m	1000m	800m	600m	400m	200m						
Section Times	1:21.12 [6] (0:08.55)	1:12.57 [5] (0:10.89)	1:01.68 [2] (0:11.88)	0:49.80 [2] (0:12.33)	0:37.47 [2] (0:12.08)	0:25.39 [2] (0:12.54)	0:12.85 [6] (0:12.85)						
Average Speed [km/h]	42.2	66.2	60.6	59.4	60.3	58.0	55.8						
Top Speed [km/h]	65.3	67.3	64.3	61.8	62.5	60.1	58.4						
Avg. Dist. to Rail [m]	4.0	0.5	0.7	4.3	2.4	2.6	2.8						
Avg. Stride Freq. [Hz]	2.1	2.5	2.4	2.4	2.4	2.4	2.3						
Avg. Stride Length [m]	5.5	7.4	7.0	6.9	6.9	6.7	6.6						



- [] Ranking at each section and finish
- .-.- No data available at this section
- NA No data available