



Aquis Park Gold Coast QLD Professional
Race 4: TRADELINK: THE PLUMBERS CRACK RATINGS BAND 0 - 58
Handicap - 1200m
05 November 2022 - 14:21



Track Rating: Good 4, Weather: Scattered Clouds, Rail Position: +2m 1800m-350m; True Remainder

Section													Last 600m	
Field Times		Overall	1000m	800m	600m	400m	200m						0:34.08	
		1:09.22 (0:13.67)	0:55.55 (0:10.75)	0:44.80 (0:10.72)	0:34.08 (0:11.00)	0:23.08 (0:11.30)	0:11.78 (0:11.78)							
Rank	TAB	Horse/Jockey	Barrier	Top Speed [km/h]	Fastest Section								Margin	Distance Travelled [m]
1	3	GREEN LEGEND Noel Callow	2	68.0 800m	0:10.86 800m	1:09.22 [1] (0:13.71)	0:55.51 [2] (0:10.87)	0:44.64 [3] (0:10.86)	0:33.78 [4] (0:10.95)	0:22.83 [3] (0:11.05)	0:11.78 [1] (0:11.78)	1:09.22	0:33.78	
2	5	GEM OF THE LOCHS Robbie Fradd	4	69.0 1000m	0:10.61 1000m	1:09.28 [2] (0:14.11)	0:55.17 [6] (0:10.61)	0:44.56 [5] (0:10.84)	0:33.72 [5] (0:11.03)	0:22.69 [6] (0:11.07)	0:11.62 [3] (0:11.62)	0.3L	0:33.72 -6	
3	6	ENTERPRISE BELLA Luke Dittman	6	68.7 800m	0:10.60 800m	1:09.53 [3] (0:14.40)	0:55.13 [7] (0:10.76)	0:44.37 [7] (0:10.60)	0:33.77 [7] (0:11.05)	0:22.72 [7] (0:11.09)	0:11.63 [6] (0:11.63)	1.6L	0:33.77 -3	
4	2	FASTLING Yvette Lewis	9	69.2 1000m	0:10.71 1000m	1:09.61 [4] (0:14.10)	0:55.51 [5] (0:10.71)	0:44.80 [6] (0:10.82)	0:33.98 [6] (0:10.97)	0:23.01 [5] (0:11.21)	0:11.80 [4] (0:11.80)	2L	0:33.98 -3	
5	4	BEN HUR Micheal Hellyer	1	67.7 800m	0:10.73 800m	1:09.87 [5] (0:13.67)	0:56.20 [1] (0:10.75)	0:45.45 [1] (0:10.73)	0:34.72 [1] (0:10.99)	0:23.73 [1] (0:11.46)	0:12.27 [2] (0:12.27)	3.5L	0:34.72 -4	
6	1	DRATINI Kelly Gates	5	71.3 800m	0:10.43 800m	1:10.03 [6] (0:13.97)	0:56.06 [4] (0:10.74)	0:45.32 [4] (0:10.43)	0:34.89 [2] (0:11.01)	0:23.88 [2] (0:11.63)	0:12.25 [5] (0:12.25)	4.3L	0:34.89 +2	
7	7	STAR SEEKER Sean Cormack	7	68.3 800m	0:10.75 1000m	1:11.02 [7] (0:13.78)	0:57.24 [3] (0:10.75)	0:46.49 [2] (0:10.78)	0:35.71 [3] (0:11.20)	0:24.51 [4] (0:11.82)	0:12.69 [7] (0:12.69)	10.1L	0:35.71 +0	
8	8	MANDO ROCK Tiffani Brooker	3	69.0 1000m	0:10.82 800m	1:11.02 [8] (0:14.61)	0:56.41 [8] (0:10.85)	0:45.56 [8] (0:10.82)	0:34.74 [8] (0:11.07)	0:23.67 [8] (0:11.37)	0:12.30 [8] (0:12.30)	10.2L	0:34.74 -4	

Scratched: Ticino Belle (#9)

[] Ranking at each section and finish
 -:-:- No data available at this section
 NA No data available

SCN Saddle cloth number
 DNF Did not finish
 DNT Did not track



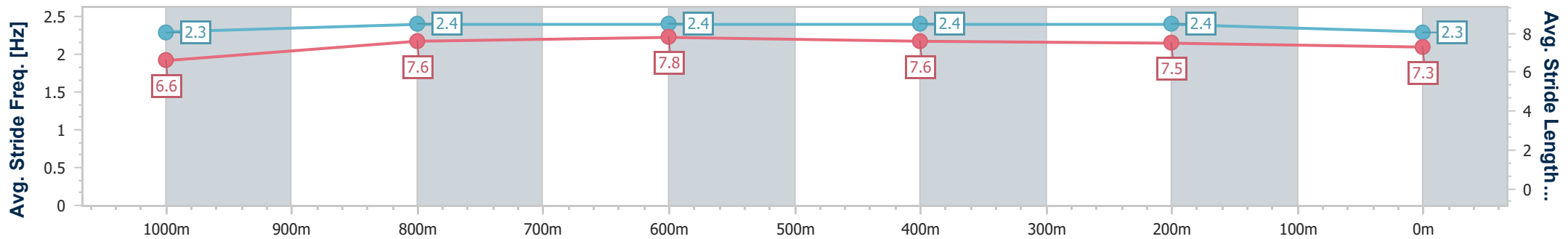
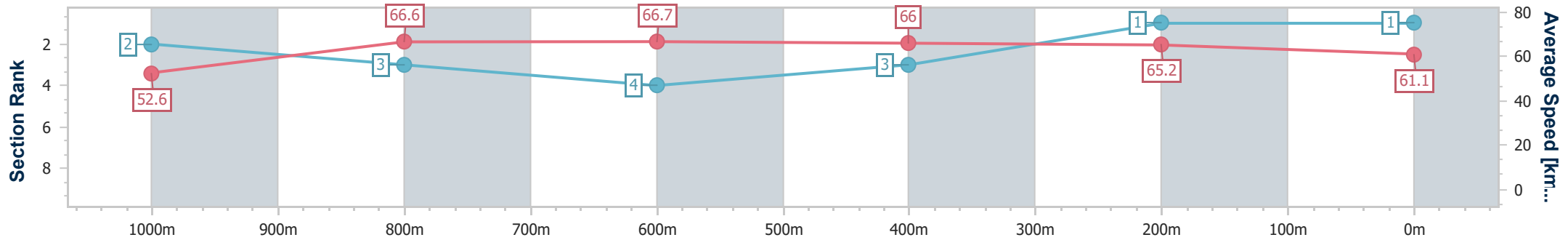
Horse/Jockey Name	Green Legend
Final Rank	1
Fastest Section Time (Section)	0:10.86 (800m)
Top Speed [km/h] (Section)	68.0 (800m)
Race State	Finished



Aquis Park Gold Coast QLD Professional
Race 4: TRADELINK: THE PLUMBERS CRACK RATINGS BAND
0 - 58 Handicap - 1200m
05 November 2022 - 14:21
Track Rating: Good 4, Weather: Scattered Clouds, Rail Position: +
2m 1800m-350m; True Remainder



Section	Overall	1000m	800m	600m	400m	200m									
Section Times	1:09.22 [1] (0:13.71)	0:55.51 [2] (0:10.87)	0:44.64 [3] (0:10.86)	0:33.78 [4] (0:10.95)	0:22.83 [3] (0:11.05)	0:11.78 [1] (0:11.78)									
Average Speed [km/h]	52.6	66.6	66.7	66.0	65.2	61.1									
Top Speed [km/h]	67.5	67.8	68.0	67.6	66.6	63.3									
Avg. Dist. to Rail [m]	1.5	1.2	1.8	0.8	0.4	1.3									
Avg. Stride Freq. [Hz]	2.3	2.4	2.4	2.4	2.4	2.3									
Avg. Stride Length [m]	6.6	7.6	7.8	7.6	7.5	7.3									



- [] Ranking at each section and finish
- .-.- No data available at this section
- NA No data available



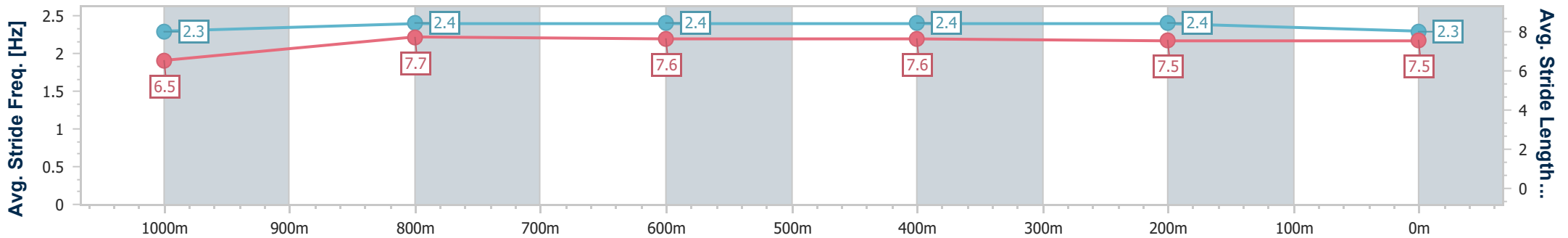
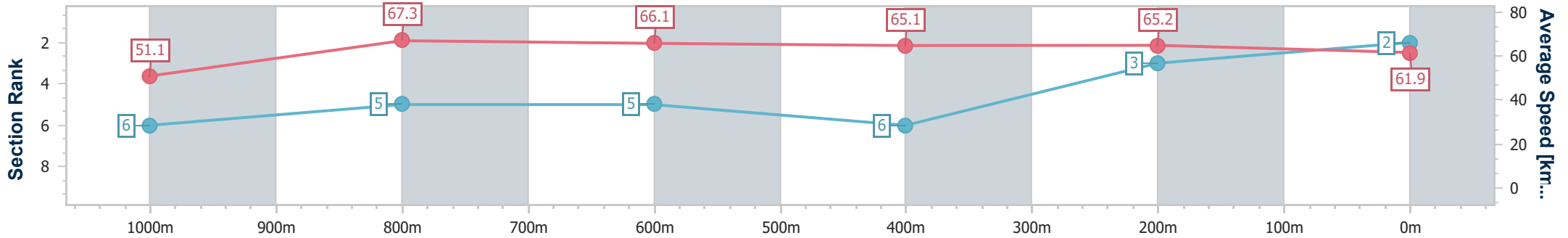
Horse/Jockey Name	Gem of the Lochs
Final Rank	2
Fastest Section Time (Section)	0:10.61 (1000m)
Top Speed [km/h] (Section)	69.0 (1000m)
Race State	Finished



Aquis Park Gold Coast QLD Professional
 Race 4: TRADELINK: THE PLUMBERS CRACK RATINGS BAND
 0 - 58 Handicap - 1200m
 05 November 2022 - 14:21
 Track Rating: Good 4, Weather: Scattered Clouds, Rail Position: +
 2m 1800m-350m; True Remainder



Section	Overall	1000m	800m	600m	400m	200m
Section Times	1:09.28 [2] (0:14.11)	0:55.17 [6] (0:10.61)	0:44.56 [5] (0:10.84)	0:33.72 [5] (0:11.03)	0:22.69 [6] (0:11.07)	0:11.62 [3] (0:11.62)
Average Speed [km/h]	51.1	67.3	66.1	65.1	65.2	61.9
Top Speed [km/h]	67.0	69.0	68.1	66.5	66.7	63.5
Avg. Dist. to Rail [m]	1.8	1.5	0.8	0.3	0.4	3.6
Avg. Stride Freq. [Hz]	2.3	2.4	2.4	2.4	2.4	2.3
Avg. Stride Length [m]	6.5	7.7	7.6	7.6	7.5	7.5



- [] Ranking at each section and finish
- .-.- No data available at this section
- NA No data available



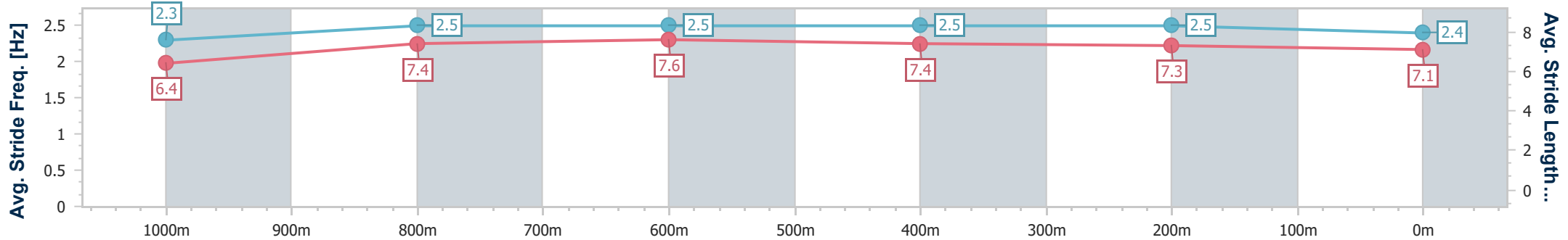
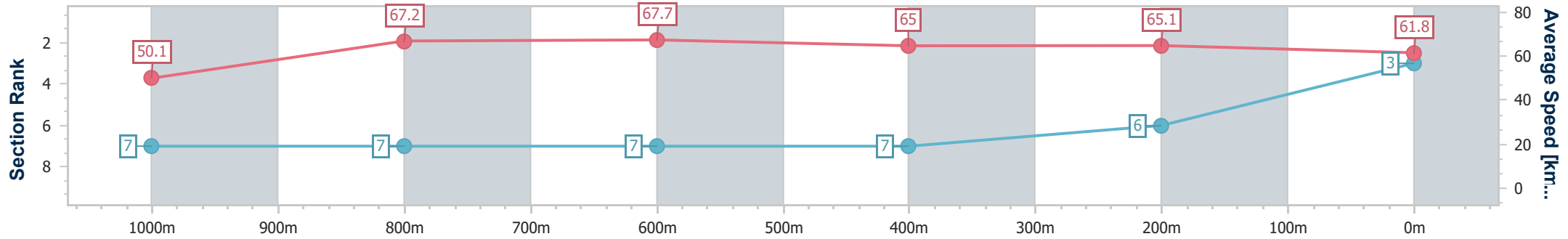
Horse/Jockey Name	Enterprise Bella
Final Rank	3
Fastest Section Time (Section)	0:10.60 (800m)
Top Speed [km/h] (Section)	68.7 (800m)
Race State	Finished



Aquis Park Gold Coast QLD Professional
 Race 4: TRADLINK: THE PLUMBERS CRACK RATINGS BAND
 0 - 58 Handicap - 1200m
 05 November 2022 - 14:21
 Track Rating: Good 4, Weather: Scattered Clouds, Rail Position: +
 2m 1800m-350m; True Remainder



Section	Overall	1000m	800m	600m	400m	200m								
Section Times	1:09.53 [3] (0:14.40)	0:55.13 [7] (0:10.76)	0:44.37 [7] (0:10.60)	0:33.77 [7] (0:11.05)	0:22.72 [7] (0:11.09)	0:11.63 [6] (0:11.63)								
Average Speed [km/h]	50.1	67.2	67.7	65.0	65.1	61.8								
Top Speed [km/h]	66.1	68.3	68.7	66.0	66.6	63.3								
Avg. Dist. to Rail [m]	4.1	0.4	0.5	0.5	2.6	5.6								
Avg. Stride Freq. [Hz]	2.3	2.5	2.5	2.5	2.5	2.4								
Avg. Stride Length [m]	6.4	7.4	7.6	7.4	7.3	7.1								



- [] Ranking at each section and finish
- .-.- No data available at this section
- NA No data available



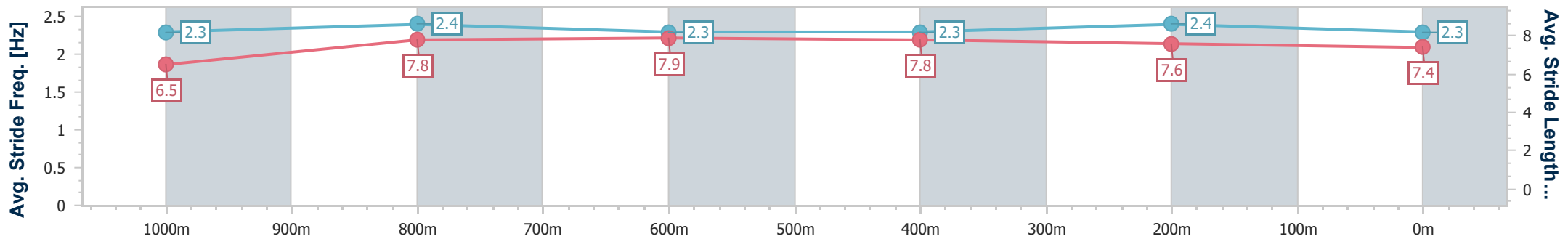
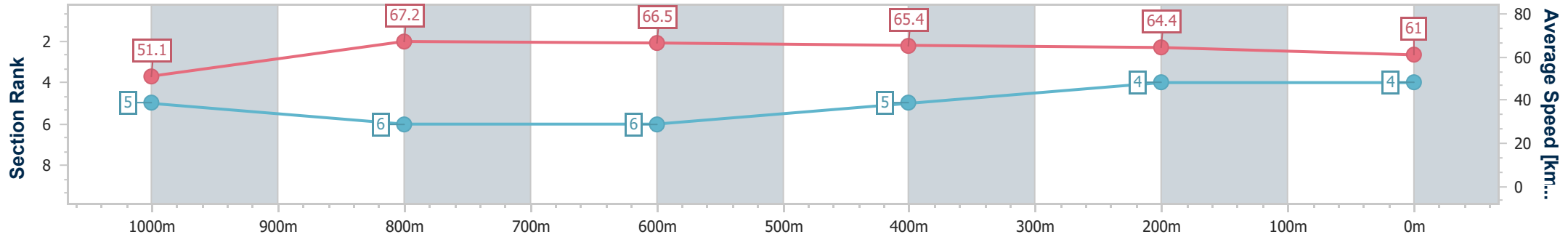
Horse/Jockey Name	Fastling
Final Rank	4
Fastest Section Time (Section)	0:10.71 (1000m)
Top Speed [km/h] (Section)	69.2 (1000m)
Race State	Finished



Aquis Park Gold Coast QLD Professional
Race 4: TRADELINK: THE PLUMBERS CRACK RATINGS BAND
0 - 58 Handicap - 1200m
05 November 2022 - 14:21
Track Rating: Good 4, Weather: Scattered Clouds, Rail Position: +
2m 1800m-350m; True Remainder



Section	Overall	1000m	800m	600m	400m	200m								
Section Times	1:09.61 [4] (0:14.10)	0:55.51 [5] (0:10.71)	0:44.80 [6] (0:10.82)	0:33.98 [6] (0:10.97)	0:23.01 [5] (0:11.21)	0:11.80 [4] (0:11.80)								
Average Speed [km/h]	51.1	67.2	66.5	65.4	64.4	61.0								
Top Speed [km/h]	67.2	69.2	67.3	66.3	65.8	63.1								
Avg. Dist. to Rail [m]	5.0	0.1	0.2	0.5	1.0	4.3								
Avg. Stride Freq. [Hz]	2.3	2.4	2.3	2.3	2.4	2.3								
Avg. Stride Length [m]	6.5	7.8	7.9	7.8	7.6	7.4								



- [] Ranking at each section and finish
- .-.- No data available at this section
- NA No data available

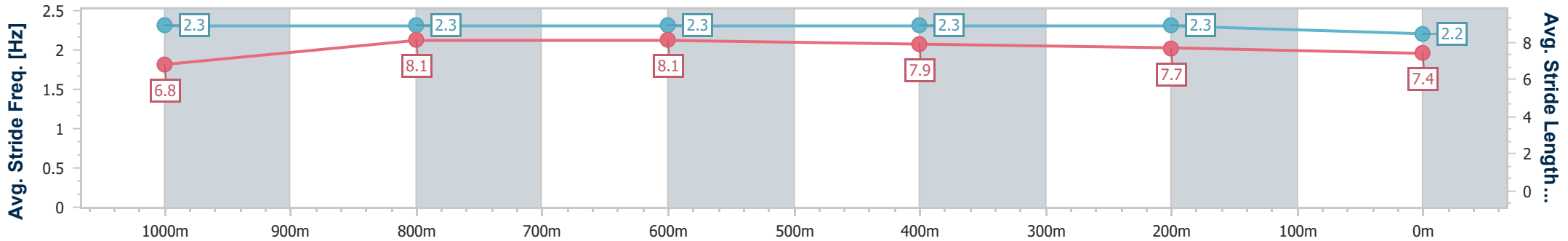
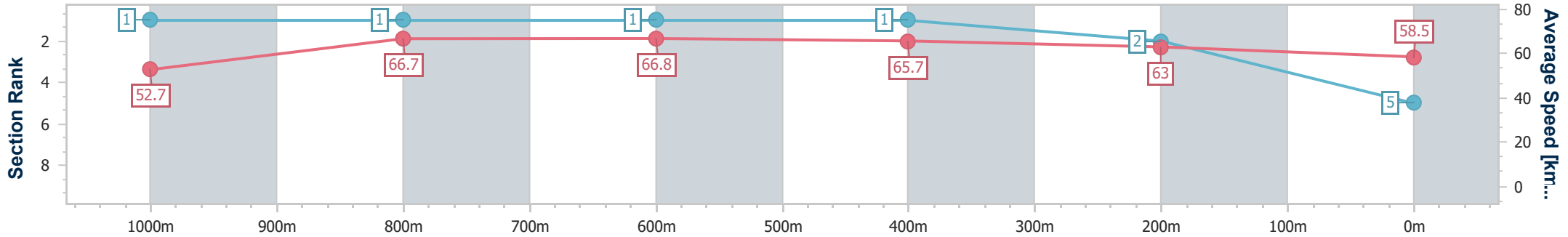


Horse/Jockey Name	Ben Hur
Final Rank	5
Fastest Section Time (Section)	0:10.73 (800m)
Top Speed [km/h] (Section)	67.7 (800m)
Race State	Finished



Aquis Park Gold Coast QLD Professional
 Race 4: TRADELINK: THE PLUMBERS CRACK RATINGS BAND AQUIS PARK
 0 - 58 Handicap - 1200m
 05 November 2022 - 14:21
 Track Rating: Good 4, Weather: Scattered Clouds, Rail Position: +
 2m 1800m-350m; True Remainder

Section	Overall	1000m	800m	600m	400m	200m								
Section Times	1:09.87 [5] (0:13.67)	0:56.20 [1] (0:10.75)	0:45.45 [1] (0:10.73)	0:34.72 [1] (0:10.99)	0:23.73 [1] (0:11.46)	0:12.27 [2] (0:12.27)								
Average Speed [km/h]	52.7	66.7	66.8	65.7	63.0	58.5								
Top Speed [km/h]	67.3	67.5	67.7	67.1	64.1	61.2								
Avg. Dist. to Rail [m]	0.8	0.8	0.6	0.6	3.0	7.3								
Avg. Stride Freq. [Hz]	2.3	2.3	2.3	2.3	2.3	2.2								
Avg. Stride Length [m]	6.8	8.1	8.1	7.9	7.7	7.4								



- [] Ranking at each section and finish
- .-.- No data available at this section
- NA No data available



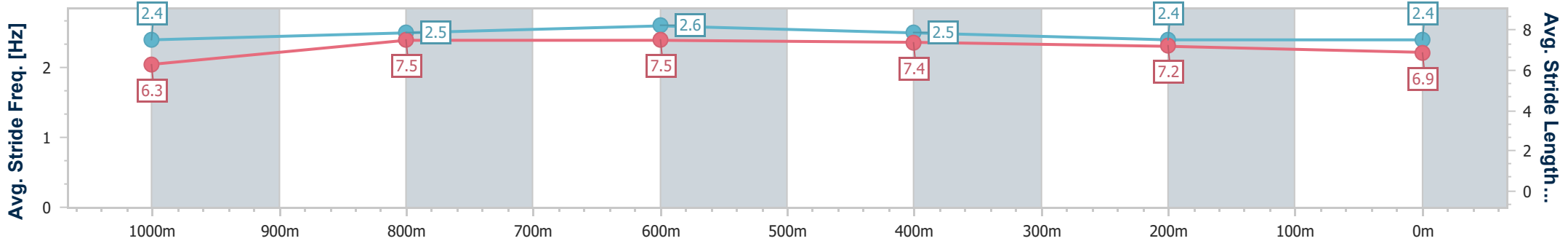
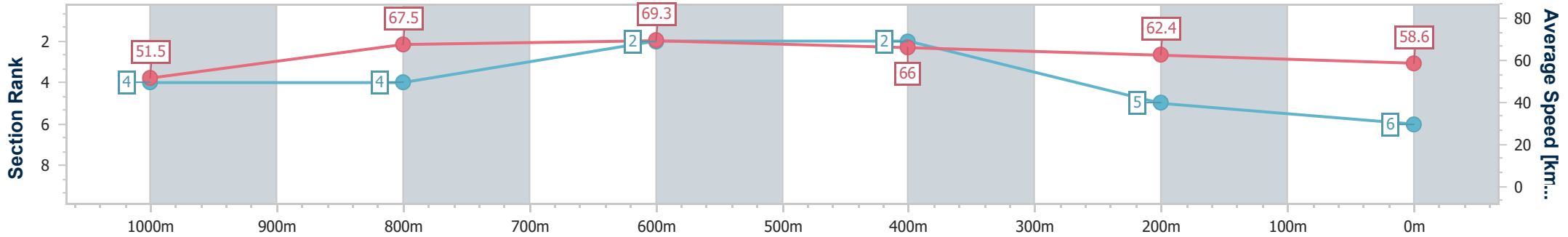
Horse/Jockey Name	Dratini
Final Rank	6
Fastest Section Time (Section)	0:10.43 (800m)
Top Speed [km/h] (Section)	71.3 (800m)
Race State	Finished



Aquis Park Gold Coast QLD Professional
 Race 4: TRADLINK: THE PLUMBERS CRACK RATINGS BAND
 0 - 58 Handicap - 1200m
 05 November 2022 - 14:21
 Track Rating: Good 4, Weather: Scattered Clouds, Rail Position: +
 2m 1800m-350m; True Remainder



Section	Overall	1000m	800m	600m	400m	200m								
Section Times	1:10.03 [6] (0:13.97)	0:56.06 [4] (0:10.74)	0:45.32 [4] (0:10.43)	0:34.89 [2] (0:11.01)	0:23.88 [2] (0:11.63)	0:12.25 [5] (0:12.25)								
Average Speed [km/h]	51.5	67.5	69.3	66.0	62.4	58.6								
Top Speed [km/h]	66.4	70.1	71.3	67.7	63.9	61.4								
Avg. Dist. to Rail [m]	3.4	0.9	1.5	1.7	4.8	9.3								
Avg. Stride Freq. [Hz]	2.4	2.5	2.6	2.5	2.4	2.4								
Avg. Stride Length [m]	6.3	7.5	7.5	7.4	7.2	6.9								



- [] Ranking at each section and finish
- .-.- No data available at this section
- NA No data available



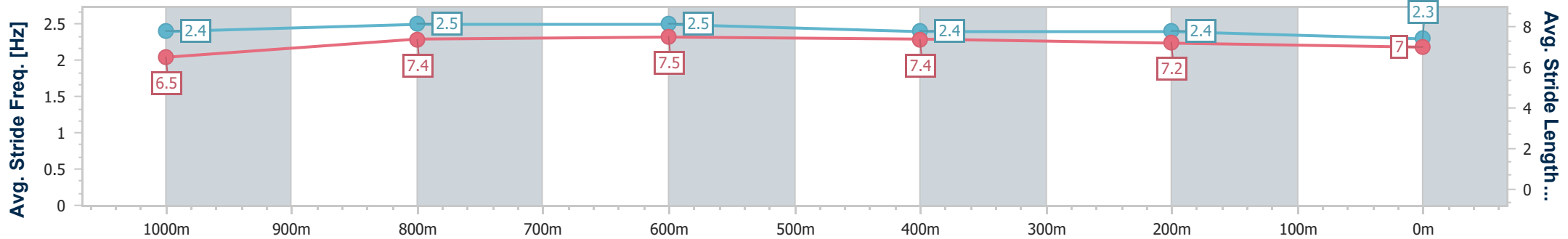
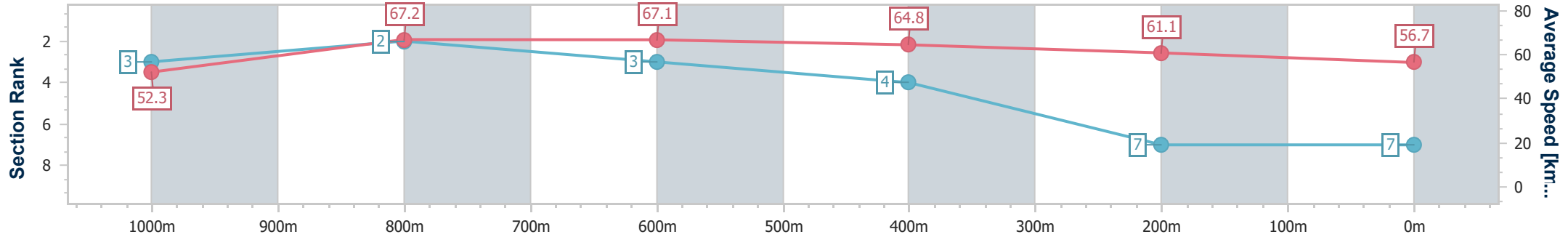
Horse/Jockey Name	Star Seeker
Final Rank	7
Fastest Section Time (Section)	0:10.75 (1000m)
Top Speed [km/h] (Section)	68.3 (800m)
Race State	Finished



Aquis Park Gold Coast QLD Professional
 Race 4: TRADLINK: THE PLUMBERS CRACK RATINGS BAND
 0 - 58 Handicap - 1200m
 05 November 2022 - 14:21
 Track Rating: Good 4, Weather: Scattered Clouds, Rail Position: +
 2m 1800m-350m; True Remainder



Section	Overall	1000m	800m	600m	400m	200m								
Section Times	1:11.02 [7] (0:13.78)	0:57.24 [3] (0:10.75)	0:46.49 [2] (0:10.78)	0:35.71 [3] (0:11.20)	0:24.51 [4] (0:11.82)	0:12.69 [7] (0:12.69)								
Average Speed [km/h]	52.3	67.2	67.1	64.8	61.1	56.7								
Top Speed [km/h]	67.3	67.9	68.3	66.4	62.6	59.5								
Avg. Dist. to Rail [m]	4.5	0.3	1.4	1.3	2.7	3.3								
Avg. Stride Freq. [Hz]	2.4	2.5	2.5	2.4	2.4	2.3								
Avg. Stride Length [m]	6.5	7.4	7.5	7.4	7.2	7.0								



- [] Ranking at each section and finish
- .-.- No data available at this section
- NA No data available



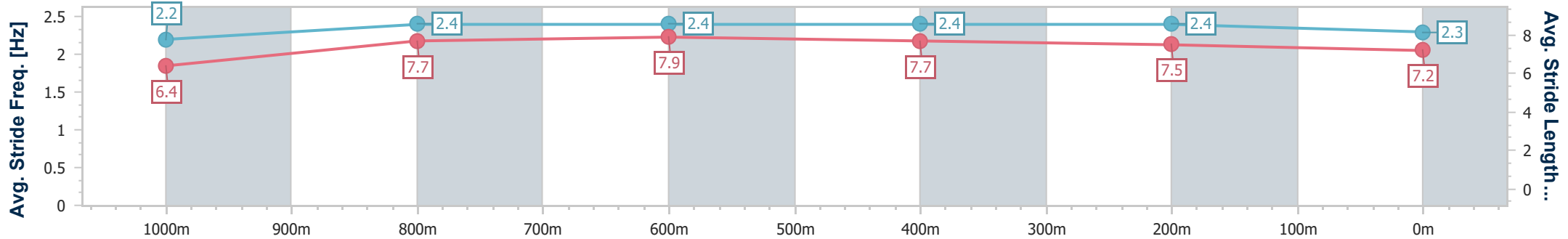
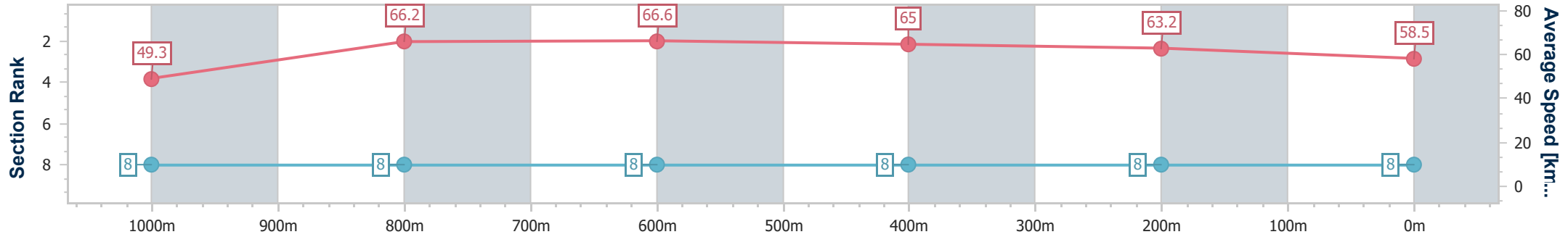
Horse/Jockey Name	Mando Rock
Final Rank	8
Fastest Section Time (Section)	0:10.82 (800m)
Top Speed [km/h] (Section)	69.0 (1000m)
Race State	Finished



Aquis Park Gold Coast QLD Professional
 Race 4: TRADLINK: THE PLUMBERS CRACK RATINGS BAND
 0 - 58 Handicap - 1200m
 05 November 2022 - 14:21
 Track Rating: Good 4, Weather: Scattered Clouds, Rail Position: +
 2m 1800m-350m; True Remainder



Section	Overall	1000m	800m	600m	400m	200m								
Section Times	1:11.02 [8] (0:14.61)	0:56.41 [8] (0:10.85)	0:45.56 [8] (0:10.82)	0:34.74 [8] (0:11.07)	0:23.67 [8] (0:11.37)	0:12.30 [8] (0:12.30)								
Average Speed [km/h]	49.3	66.2	66.6	65.0	63.2	58.5								
Top Speed [km/h]	66.6	69.0	68.8	68.0	64.8	61.4								
Avg. Dist. to Rail [m]	2.3	0.2	0.4	0.4	2.1	0.5								
Avg. Stride Freq. [Hz]	2.2	2.4	2.4	2.4	2.4	2.3								
Avg. Stride Length [m]	6.4	7.7	7.9	7.7	7.5	7.2								



- [] Ranking at each section and finish
- .-.- No data available at this section
- NA No data available