

Track Rating: Good 4, Weather: Fine, Rail Position: +3m Entire Course

Section													Last 600m					
Field Times		Overall	1000m	800m	600m	400m	200m						0:34.20					
		1:04.12 (0:08.36)	0:55.76 (0:10.64)	0:45.12 (0:10.92)	0:34.20 (0:11.32)	0:22.88 (0:11.21)	0:11.67 (0:11.67)											
Rank	TAB	Horse/Jockey	Barrier	Top Speed [km/h]	Fastest Section												Margin	Distance Travelled [m]
1	1	<b>HOLD ON HONEY</b> Boris Thornton	7	67.7 800m	0:08.37 Overall	1:04.12 [1] (0:08.37)	0:55.75 [1] (0:10.80)	0:44.95 [3] (0:10.77)	0:34.18 [2] (0:11.30)	0:22.88 [1] (0:11.21)	0:11.67 [1] (0:11.67)	1:04.12	0:34.18					
2	5	<b>BOLD RANSOM</b> Jasmine Cornish	12	68.4 400m	0:08.81 Overall	1:04.17 [2] (0:08.81)	0:55.36 [7] (0:11.25)	0:44.11 [7] (0:10.80)	0:33.31 [7] (0:11.26)	0:22.05 [7] (0:10.95)	0:11.10 [4] (0:11.10)	0.2L	0:33.31	+0				
3	2	<b>SACRED OATH</b> Ryan Maloney	11	68.0 800m	0:08.61 Overall	1:04.40 [3] (0:08.61)	0:55.79 [5] (0:11.06)	0:44.73 [5] (0:10.66)	0:34.07 [4] (0:11.12)	0:22.95 [3] (0:11.25)	0:11.70 [2] (0:11.70)	1.5L	0:34.07	+1				
4	11	<b>SIZZLING RIVER</b> Samantha Collett	1	66.3 800m	0:08.53 Overall	1:04.84 [4] (0:08.53)	0:56.31 [4] (0:11.13)	0:45.18 [6] (0:11.00)	0:34.18 [6] (0:11.20)	0:22.98 [6] (0:11.28)	0:11.70 [5] (0:11.70)	4L	0:34.18	+2				
5	7	<b>ALEXANDRA ROAD</b> Tegan Harrison	10	67.1 1000m	0:08.62 Overall	1:05.46 [5] (0:08.62)	0:56.84 [6] (0:10.86)	0:45.98 [4] (0:10.95)	0:35.03 [5] (0:11.51)	0:23.52 [5] (0:11.62)	0:11.90 [7] (0:11.90)	7.5L	0:35.03	-1				
6	10	<b>SASSENAY</b> Cecily Eaton	4	68.0 1000m	0:08.36 Overall	1:05.57 [6] (0:08.36)	0:57.21 [1] (0:10.76)	0:46.45 [2] (0:10.95)	0:35.50 [3] (0:11.45)	0:24.05 [4] (0:11.73)	0:12.32 [6] (0:12.32)	8L	0:35.50	-1				
7	9	<b>PENNY STOCKS</b> Brendon Newport	2	69.5 1000m	0:08.44 Overall	1:05.71 [7] (0:08.44)	0:57.27 [3] (0:10.56)	0:46.71 [1] (0:10.92)	0:35.79 [1] (0:11.42)	0:24.37 [2] (0:11.70)	0:12.67 [3] (0:12.67)	8.8L	0:35.79	-2				

Scratched: Antino (#3), Beau Witness (#4), Najah (#6), Enterprise Bella (#8), Mount Padrao (#12)



Horse/Jockey Name	Hold On Honey
Final Rank	1
Fastest Section Time (Section)	0:08.37 (Overall)
Top Speed [km/h] (Section)	67.7 (800m)
Race State	Finished



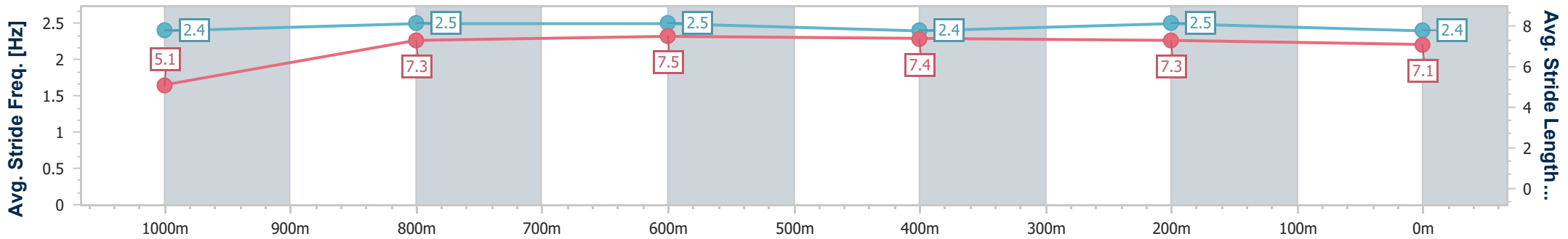
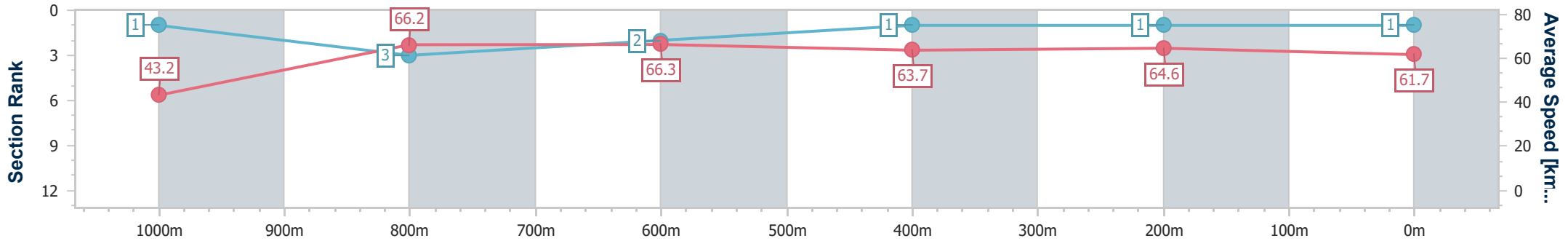
Ipswich QLD Professional  
Race 8: NEOREALISM AT GRANDVIEW Class 1 Handicap - 1100m



03 November 2022 - 17:23

Track Rating: Good 4, Weather: Fine, Rail Position: +3m Entire Course

Section	Overall	1000m	800m	600m	400m	200m
Section Times	1:04.12 [1] (0:08.37)	0:55.75 [1] (0:10.80)	0:44.95 [3] (0:10.77)	0:34.18 [2] (0:11.30)	0:22.88 [1] (0:11.21)	0:11.67 [1] (0:11.67)
Average Speed [km/h]	43.2	66.2	66.3	63.7	64.6	61.7
Top Speed [km/h]	64.9	67.1	67.7	64.9	65.3	65.2
Avg. Dist. to Rail [m]	5.6	2.4	2.2	0.7	2.4	3.0
Avg. Stride Freq. [Hz]	2.4	2.5	2.5	2.4	2.5	2.4
Avg. Stride Length [m]	5.1	7.3	7.5	7.4	7.3	7.1



- [ ] Ranking at each section and finish
- .-.- No data available at this section
- NA No data available



Horse/Jockey Name	Bold Ransom
Final Rank	2
Fastest Section Time (Section)	0:08.81 (Overall)
Top Speed [km/h] (Section)	68.4 (400m)
Race State	Finished



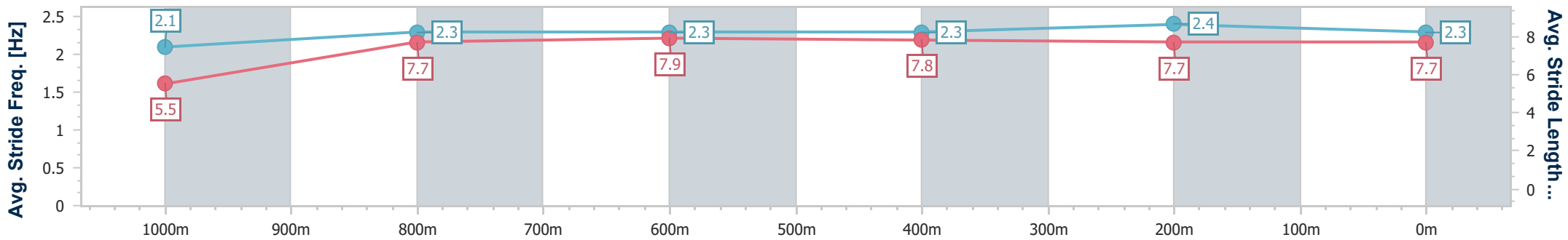
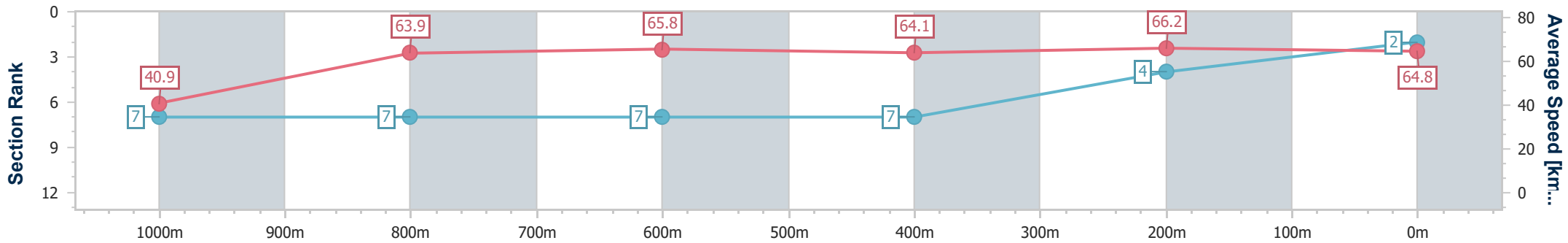
Ipswich QLD Professional  
Race 8: NEOREALISM AT GRANDVIEW Class 1 Handicap - 1100m



03 November 2022 - 17:23

Track Rating: Good 4, Weather: Fine, Rail Position: +3m Entire Course

Section	Overall	1000m	800m	600m	400m	200m								
Section Times	1:04.17 [2] (0:08.81)	0:55.36 [7] (0:11.25)	0:44.11 [7] (0:10.80)	0:33.31 [7] (0:11.26)	0:22.05 [7] (0:10.95)	0:11.10 [4] (0:11.10)								
Average Speed [km/h]	40.9	63.9	65.8	64.1	66.2	64.8								
Top Speed [km/h]	61.2	66.5	66.6	65.7	68.4	67.2								
Avg. Dist. to Rail [m]	9.2	2.0	2.9	0.8	3.1	6.4								
Avg. Stride Freq. [Hz]	2.1	2.3	2.3	2.3	2.4	2.3								
Avg. Stride Length [m]	5.5	7.7	7.9	7.8	7.7	7.7								



- [ ] Ranking at each section and finish
- .-.- No data available at this section
- NA No data available



Horse/Jockey Name	Sacred Oath
Final Rank	3
Fastest Section Time (Section)	0:08.61 (Overall)
Top Speed [km/h] (Section)	68.0 (800m)
Race State	Finished



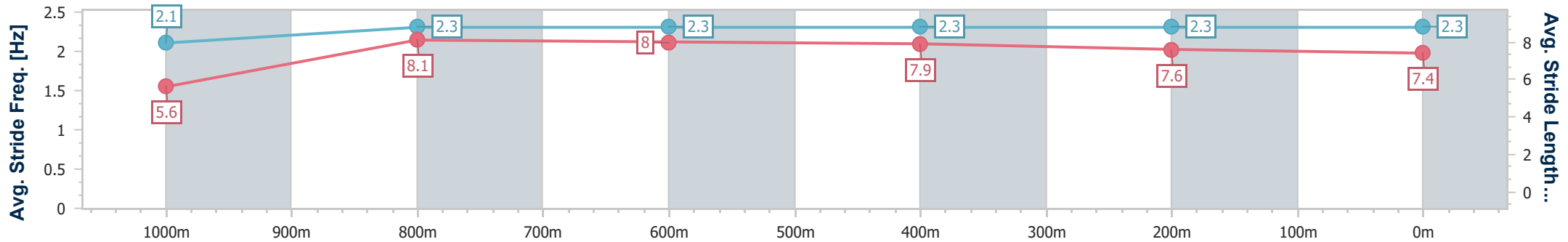
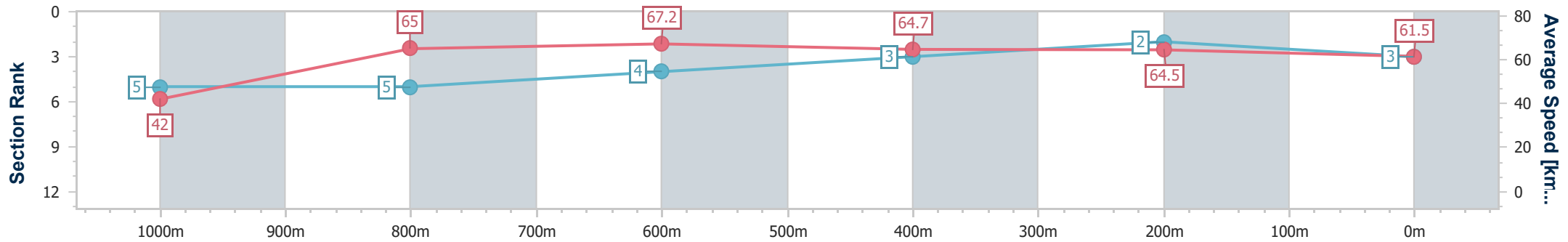
Ipswich QLD Professional  
Race 8: NEOREALISM AT GRANDVIEW Class 1 Handicap - 1100m



03 November 2022 - 17:23

Track Rating: Good 4, Weather: Fine, Rail Position: +3m Entire Course

Section	Overall	1000m	800m	600m	400m	200m
Section Times	1:04.40 [3] (0:08.61)	0:55.79 [5] (0:11.06)	0:44.73 [5] (0:10.66)	0:34.07 [4] (0:11.12)	0:22.95 [3] (0:11.25)	0:11.70 [2] (0:11.70)
Average Speed [km/h]	42.0	65.0	67.2	64.7	64.5	61.5
Top Speed [km/h]	61.3	67.8	68.0	65.9	65.2	64.3
Avg. Dist. to Rail [m]	7.9	1.4	1.6	0.5	3.0	5.1
Avg. Stride Freq. [Hz]	2.1	2.3	2.3	2.3	2.3	2.3
Avg. Stride Length [m]	5.6	8.1	8.0	7.9	7.6	7.4



- [ ] Ranking at each section and finish
- .-.- No data available at this section
- NA No data available



Horse/Jockey Name	Sizzling River
Final Rank	4
Fastest Section Time (Section)	0:08.53 (Overall)
Top Speed [km/h] (Section)	66.3 (800m)
Race State	Finished



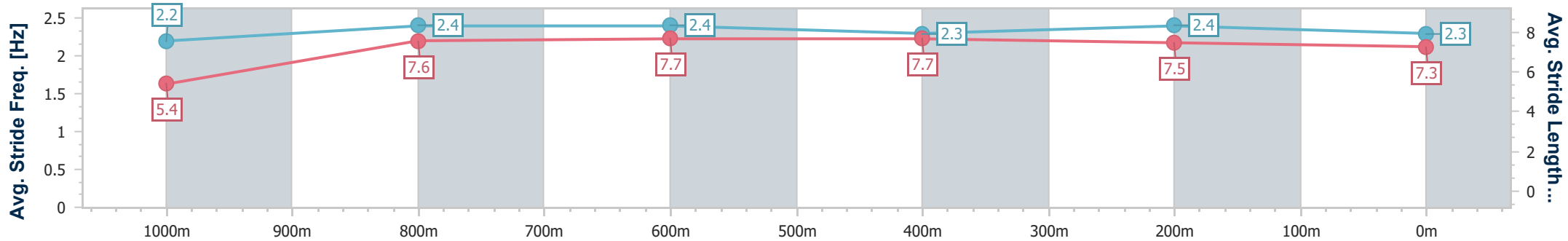
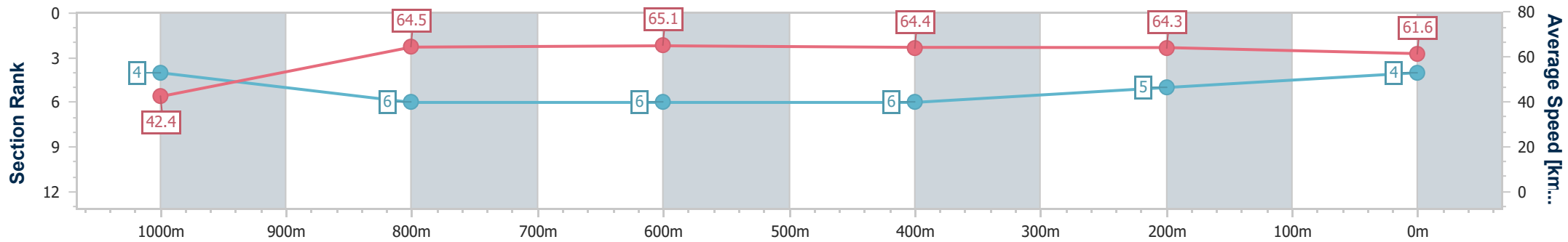
Ipswich QLD Professional  
 Race 8: NEOREALISM AT GRANDVIEW Class 1 Handicap - 1100m



03 November 2022 - 17:23

Track Rating: Good 4, Weather: Fine, Rail Position: +3m Entire Course

Section	Overall	1000m	800m	600m	400m	200m
Section Times	1:04.84 [4] (0:08.53)	0:56.31 [4] (0:11.13)	0:45.18 [6] (0:11.00)	0:34.18 [6] (0:11.20)	0:22.98 [6] (0:11.28)	0:11.70 [5] (0:11.70)
Average Speed [km/h]	42.4	64.5	65.1	64.4	64.3	61.6
Top Speed [km/h]	62.8	66.1	66.3	65.1	65.0	63.6
Avg. Dist. to Rail [m]	3.7	0.6	1.2	0.7	2.7	5.5
Avg. Stride Freq. [Hz]	2.2	2.4	2.4	2.3	2.4	2.3
Avg. Stride Length [m]	5.4	7.6	7.7	7.7	7.5	7.3



- [ ] Ranking at each section and finish
- .-.- No data available at this section
- NA No data available



Horse/Jockey Name	Alexandra Road
Final Rank	5
Fastest Section Time (Section)	0:08.62 (Overall)
Top Speed [km/h] (Section)	67.1 (1000m)
Race State	Finished



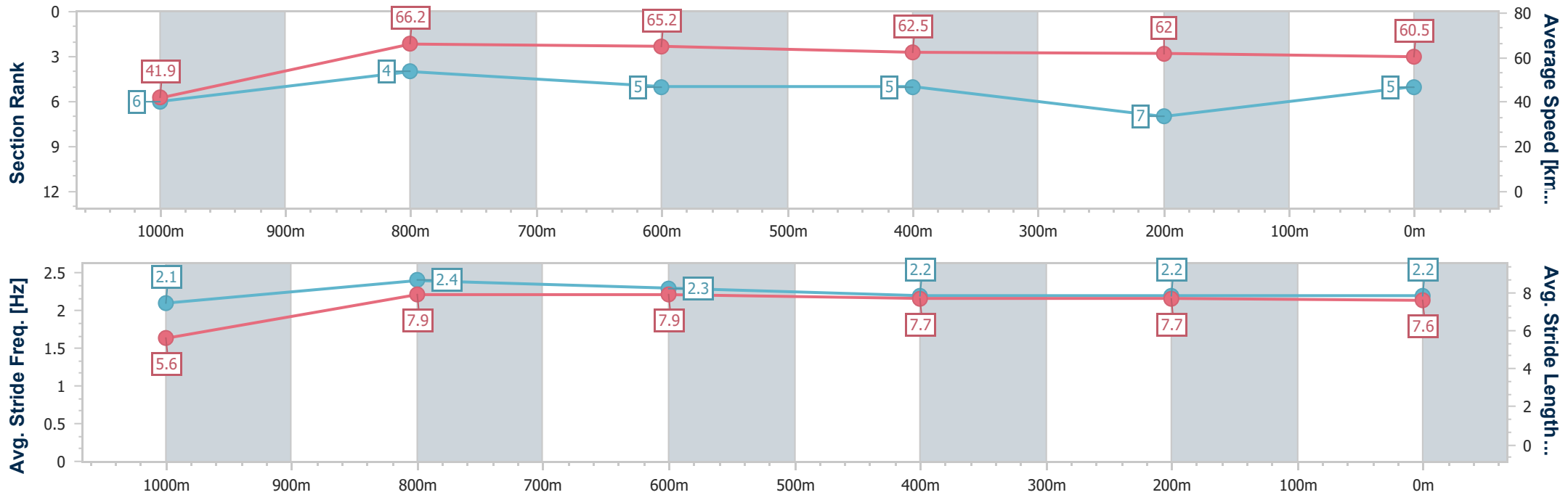
Ipswich QLD Professional  
Race 8: NEOREALISM AT GRANDVIEW Class 1 Handicap - 1100m



03 November 2022 - 17:23

Track Rating: Good 4, Weather: Fine, Rail Position: +3m Entire Course

Section	Overall	1000m	800m	600m	400m	200m								
Section Times	1:05.46 [5] (0:08.62)	0:56.84 [6] (0:10.86)	0:45.98 [4] (0:10.95)	0:35.03 [5] (0:11.51)	0:23.52 [5] (0:11.62)	0:11.90 [7] (0:11.90)								
Average Speed [km/h]	41.9	66.2	65.2	62.5	62.0	60.5								
Top Speed [km/h]	64.2	67.1	66.7	63.5	62.8	62.0								
Avg. Dist. to Rail [m]	7.8	1.4	2.0	0.2	1.0	5.0								
Avg. Stride Freq. [Hz]	2.1	2.4	2.3	2.2	2.2	2.2								
Avg. Stride Length [m]	5.6	7.9	7.9	7.7	7.7	7.6								



- [ ] Ranking at each section and finish
- .-.- No data available at this section
- NA No data available



Horse/Jockey Name	Sassenay
Final Rank	6
Fastest Section Time (Section)	0:08.36 (Overall)
Top Speed [km/h] (Section)	68.0 (1000m)
Race State	Finished



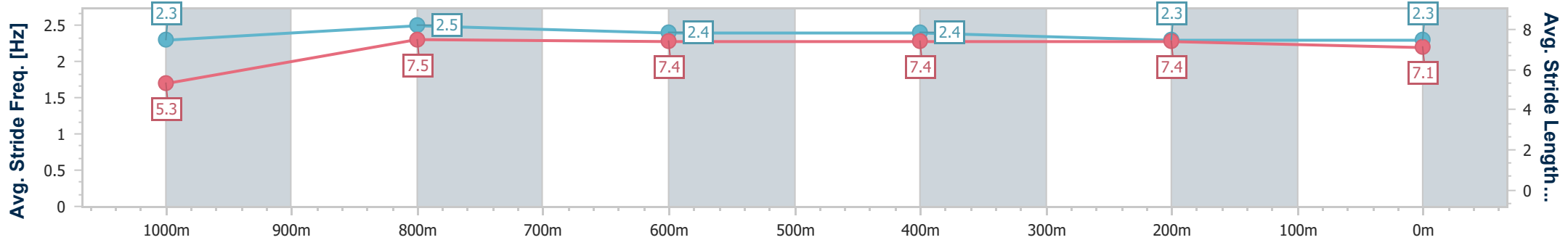
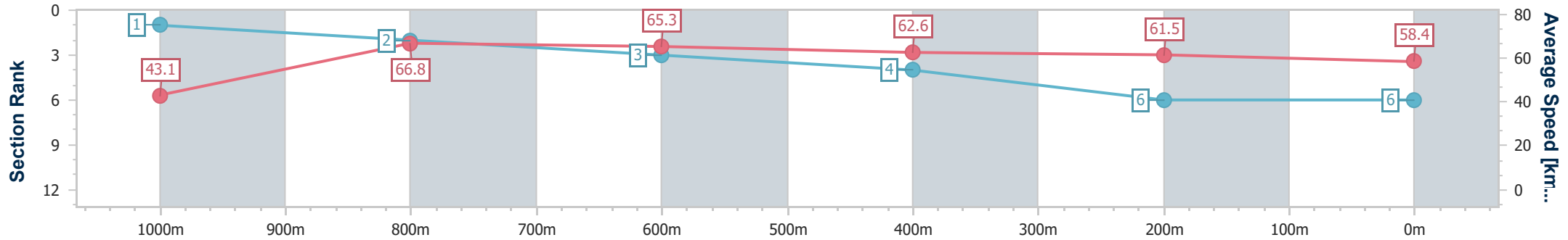
Ipswich QLD Professional  
 Race 8: NEOREALISM AT GRANDVIEW Class 1 Handicap - 1100m



03 November 2022 - 17:23

Track Rating: Good 4, Weather: Fine, Rail Position: +3m Entire Course

Section	Overall	1000m	800m	600m	400m	200m
Section Times	1:05.57 [6] (0:08.36)	0:57.21 [1] (0:10.76)	0:46.45 [2] (0:10.95)	0:35.50 [3] (0:11.45)	0:24.05 [4] (0:11.73)	0:12.32 [6] (0:12.32)
Average Speed [km/h]	43.1	66.8	65.3	62.6	61.5	58.4
Top Speed [km/h]	65.3	68.0	66.7	63.8	62.7	60.7
Avg. Dist. to Rail [m]	5.8	1.1	1.7	0.9	1.2	3.9
Avg. Stride Freq. [Hz]	2.3	2.5	2.4	2.4	2.3	2.3
Avg. Stride Length [m]	5.3	7.5	7.4	7.4	7.4	7.1



- [ ] Ranking at each section and finish
- .-.- No data available at this section
- NA No data available



Horse/Jockey Name	Penny Stocks
Final Rank	7
Fastest Section Time (Section)	0:08.44 (Overall)
Top Speed [km/h] (Section)	69.5 (1000m)
Race State	Finished



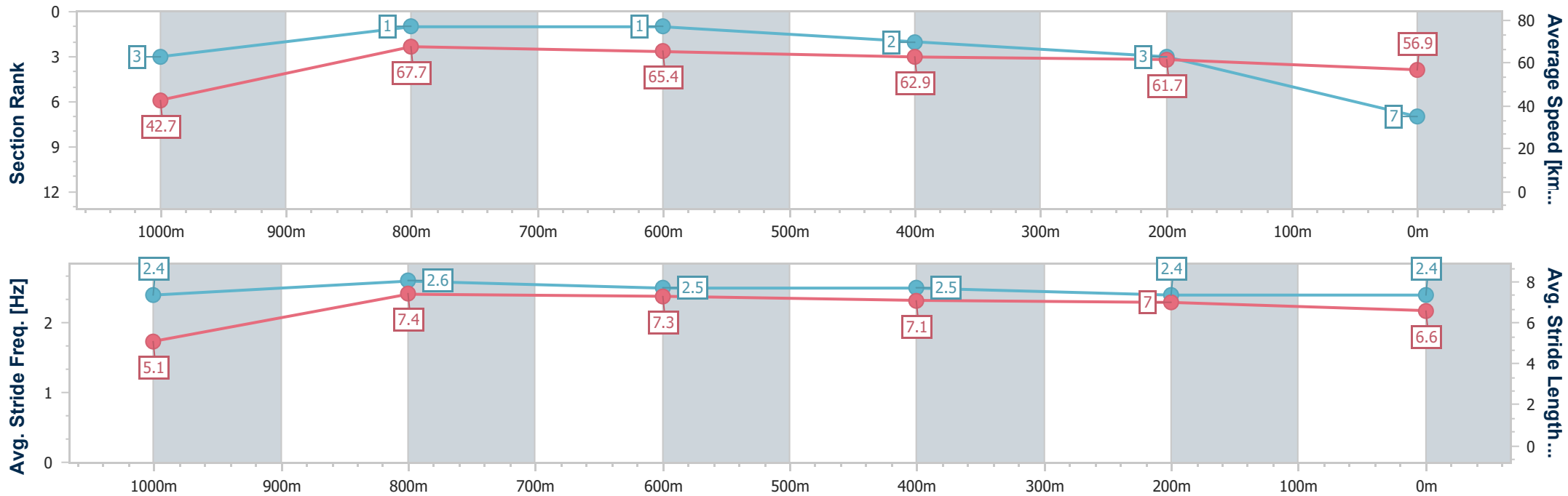
Ipswich QLD Professional  
 Race 8: NEOREALISM AT GRANDVIEW Class 1 Handicap - 1100m



03 November 2022 - 17:23

Track Rating: Good 4, Weather: Fine, Rail Position: +3m Entire Course

Section	Overall	1000m	800m	600m	400m	200m								
Section Times	1:05.71 [7] (0:08.44)	0:57.27 [3] (0:10.56)	0:46.71 [1] (0:10.92)	0:35.79 [1] (0:11.42)	0:24.37 [2] (0:11.70)	0:12.67 [3] (0:12.67)								
Average Speed [km/h]	42.7	67.7	65.4	62.9	61.7	56.9								
Top Speed [km/h]	67.1	69.5	66.6	64.4	62.6	61.0								
Avg. Dist. to Rail [m]	2.6	3.2	1.9	0.3	1.2	2.3								
Avg. Stride Freq. [Hz]	2.4	2.6	2.5	2.5	2.4	2.4								
Avg. Stride Length [m]	5.1	7.4	7.3	7.1	7.0	6.6								



- [ ] Ranking at each section and finish
- .-.- No data available at this section
- NA No data available