

Track Rating: Good 4, Weather: Fine, Rail Position: +3m Entire Course

Section		Overall	1400m	1200m	1000m	800m	600m	400m	Last 600m					
Field Times		1:40.65 (0:17.53)	1:23.12 (0:11.28)	1:11.84 (0:11.79)	1:00.05 (0:12.31)	0:47.74 (0:12.26)	0:35.48 (0:11.99)	0:23.49 (0:11.83)	0:35.48					
Rank	TAB	Horse/Jockey	Barrier	Top Speed [km/h]	Fastest Section								Distance Travelled [m]	
1	6	MONTABOT Ben Thompson	1	64.3 200m	0:11.44 200m	1:40.65 [1] (0:18.06)	1:22.59 [5] (0:11.58)	1:11.01 [5] (0:11.75)	0:59.26 [5] (0:12.16)	0:47.10 [5] (0:12.15)	0:34.95 [5] (0:11.86)	0:23.09 [6] (0:11.65)	0:34.95	
2	2	ZOFFANY'S LAD Ryan Maloney	8	64.8 400m	0:11.45 1400m	1:40.87 [2] (0:18.23)	1:22.64 [6] (0:11.45)	1:11.19 [6] (0:11.79)	0:59.40 [6] (0:12.12)	0:47.28 [6] (0:12.12)	0:35.16 [6] (0:11.76)	0:23.40 [5] (0:11.52)	0:35.16	+6
3	5	GENTLE PRINCE Wendy Peel	3	65.2 Overall	0:11.39 1400m	1:40.92 [3] (0:17.87)	1:23.05 [3] (0:11.39)	1:11.66 [3] (0:11.72)	0:59.94 [3] (0:12.20)	0:47.74 [3] (0:12.25)	0:35.49 [3] (0:11.94)	0:23.55 [4] (0:11.83)	0:35.49	-1
4	4	ALDERMAN Tiffani Brooker	7	66.6 Overall	0:11.39 1400m	1:40.96 [4] (0:17.69)	1:23.27 [2] (0:11.39)	1:11.88 [2] (0:11.73)	1:00.15 [2] (0:12.16)	0:47.99 [2] (0:12.31)	0:35.68 [2] (0:11.95)	0:23.73 [2] (0:11.79)	0:35.68	+2
5	7	SPIRIT'S CHARM Robbie Fradd	2	64.8 Overall	0:11.52 1400m	1:41.23 [5] (0:17.90)	1:23.33 [4] (0:11.52)	1:11.81 [4] (0:11.80)	1:00.01 [4] (0:12.09)	0:47.92 [4] (0:12.13)	0:35.79 [4] (0:11.88)	0:23.91 [3] (0:11.69)	0:35.79	+5
6	3	GENERAL DUBAI Taylor Marshall	5	64.2 1400m	0:11.35 1400m	1:41.43 [6] (0:18.62)	1:22.81 [8] (0:11.35)	1:11.46 [7] (0:11.66)	0:59.80 [7] (0:12.24)	0:47.56 [7] (0:12.13)	0:35.43 [7] (0:11.86)	0:23.57 [7] (0:11.62)	0:35.43	+1
7	9	IN AGREEMENT Stephanie Thornton	4	67.6 Overall	0:11.28 1400m	1:41.52 [7] (0:17.53)	1:23.99 [1] (0:11.28)	1:12.71 [1] (0:11.79)	1:00.92 [1] (0:12.31)	0:48.61 [1] (0:12.26)	0:36.35 [1] (0:11.99)	0:24.36 [1] (0:11.93)	0:36.35	+1
8	1	RELUCENT James Orman	9	64.9 1400m	0:11.44 1400m	1:41.58 [8] (0:18.55)	1:23.03 [7] (0:11.44)	1:11.59 [8] (0:11.78)	0:59.81 [8] (0:12.17)	0:47.64 [8] (0:12.13)	0:35.51 [8] (0:11.96)	0:23.55 [8] (0:11.62)	0:35.51	+7
9	8	CALL ME LEGEND Jasmine Cornish	6	63.4 1400m	0:11.61 1400m	1:41.77 [9] (0:19.07)	1:22.70 [9] (0:11.61)	1:11.09 [9] (0:11.74)	0:59.35 [9] (0:12.07)	0:47.28 [9] (0:11.81)	0:35.47 [9] (0:11.88)	0:23.59 [9] (0:11.78)	0:35.47	-2

Track Rating: Good 4, Weather: Fine, Rail Position: +3m Entire Course

Section				200m				Last 600m		
Field Times				0:11.66 (0:11.66)				0:35.48		
Rank	TAB	Horse/Jockey	Barrier	Top Speed [km/h]	Fastest Section	Margin			Distance Travelled [m]	
1	6	MONTABOT Ben Thompson	1	64.3 200m	0:11.44 200m	0:11.44 [6] (0:11.44)	1:40.65		0:34.95	
2	2	ZOFFANY'S LAD Ryan Maloney	8	64.8 400m	0:11.45 1400m	0:11.88 [1] (0:11.88)	1.3L		0:35.16	+6
3	5	GENTLE PRINCE Wendy Peel	3	65.2 Overall	0:11.39 1400m	0:11.72 [5] (0:11.72)	1.5L		0:35.49	-1
4	4	ALDERMAN Tiffani Brooker	7	66.6 Overall	0:11.39 1400m	0:11.94 [3] (0:11.94)	1.7L		0:35.68	+2
5	7	SPIRIT'S CHARM Robbie Fradd	2	64.8 Overall	0:11.52 1400m	0:12.22 [2] (0:12.22)	3.2L		0:35.79	+5
6	3	GENERAL DUBAI Taylor Marshall	5	64.2 1400m	0:11.35 1400m	0:11.95 [7] (0:11.95)	4.2L		0:35.43	+1
7	9	IN AGREEMENT Stephanie Thornton	4	67.6 Overall	0:11.28 1400m	0:12.43 [4] (0:12.43)	4.7L		0:36.35	+1
8	1	RELUCENT James Orman	9	64.9 1400m	0:11.44 1400m	0:11.93 [8] (0:11.93)	4.9L		0:35.51	+7
9	8	CALL ME LEGEND Jasmine Cornish	6	63.4 1400m	0:11.61 1400m	0:11.81 [9] (0:11.81)	5.9L		0:35.47	-2



Horse/Jockey Name	Montabot
Final Rank	1
Fastest Section Time (Section)	0:11.44 (200m)
Top Speed [km/h] (Section)	64.3 (200m)
Race State	Finished



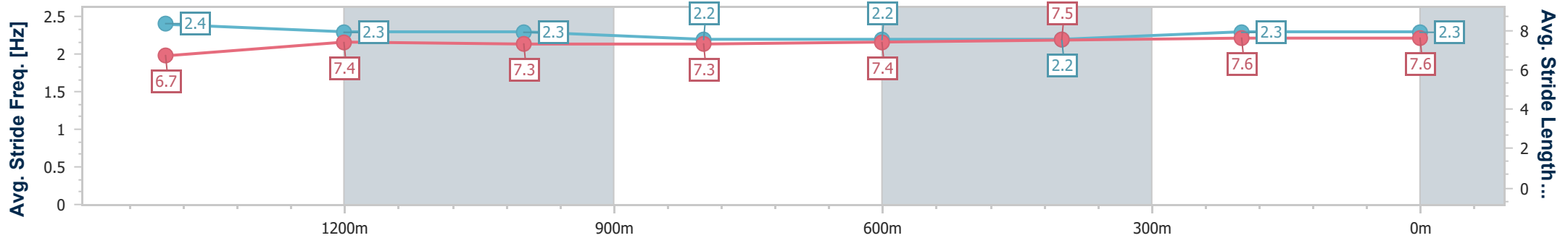
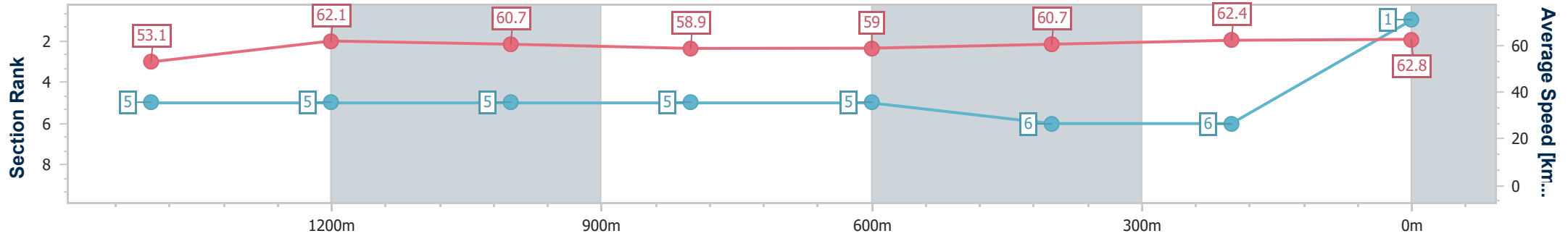
Ipswich QLD Professional
 Race 3: KINGSLEY LAWSON LAWYERS BM75 Handicap - 1666m



03 November 2022 - 14:03

Track Rating: Good 4, Weather: Fine, Rail Position: +3m Entire Course

Section	Overall	1400m	1200m	1000m	800m	600m	400m	200m						
Section Times	1:40.65 [1] (0:18.06)	1:22.59 [5] (0:11.58)	1:11.01 [5] (0:11.75)	0:59.26 [5] (0:12.16)	0:47.10 [5] (0:12.15)	0:34.95 [5] (0:11.86)	0:23.09 [6] (0:11.65)	0:11.44 [6] (0:11.44)						
Average Speed [km/h]	53.1	62.1	60.7	58.9	59.0	60.7	62.4	62.8						
Top Speed [km/h]	63.5	62.6	62.2	60.0	60.9	62.6	64.3	64.3						
Avg. Dist. to Rail [m]	1.6	0.6	2.0	2.5	1.2	0.3	3.5	6.5						
Avg. Stride Freq. [Hz]	2.4	2.3	2.3	2.2	2.2	2.2	2.3	2.3						
Avg. Stride Length [m]	6.7	7.4	7.3	7.3	7.4	7.5	7.6	7.6						



- [] Ranking at each section and finish
- .-.- No data available at this section
- NA No data available



Horse/Jockey Name	Zoffany's Lad
Final Rank	2
Fastest Section Time (Section)	0:11.45 (1400m)
Top Speed [km/h] (Section)	64.8 (400m)
Race State	Finished



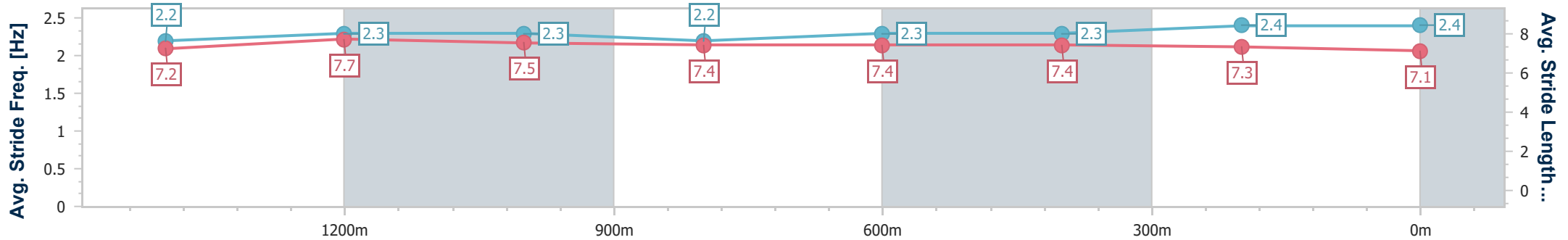
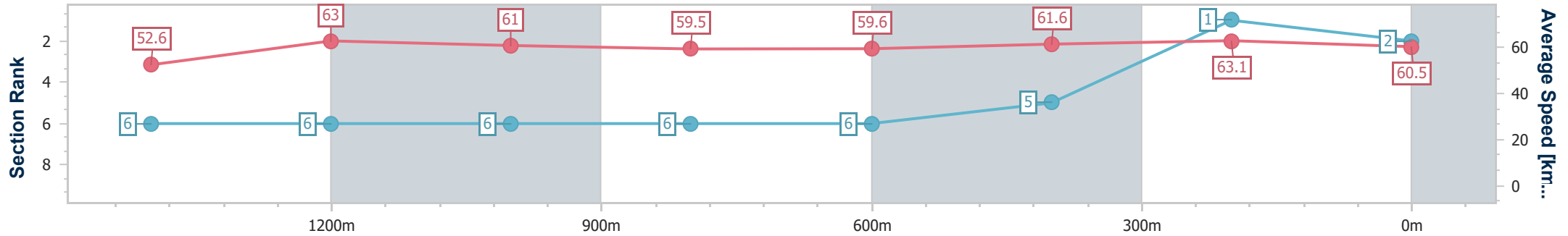
Ipswich QLD Professional
 Race 3: KINGSLEY LAWSON LAWYERS BM75 Handicap - 1666m



03 November 2022 - 14:03

Track Rating: Good 4, Weather: Fine, Rail Position: +3m Entire Course

Section	Overall	1400m	1200m	1000m	800m	600m	400m	200m						
Section Times	1:40.87 [2] (0:18.23)	1:22.64 [6] (0:11.45)	1:11.19 [6] (0:11.79)	0:59.40 [6] (0:12.12)	0:47.28 [6] (0:12.12)	0:35.16 [6] (0:11.76)	0:23.40 [5] (0:11.52)	0:11.88 [1] (0:11.88)						
Average Speed [km/h]	52.6	63.0	61.0	59.5	59.6	61.6	63.1	60.5						
Top Speed [km/h]	63.7	63.9	62.3	60.4	61.1	64.7	64.8	62.9						
Avg. Dist. to Rail [m]	4.5	0.1	0.1	0.2	1.0	1.5	3.1	2.9						
Avg. Stride Freq. [Hz]	2.2	2.3	2.3	2.2	2.3	2.3	2.4	2.4						
Avg. Stride Length [m]	7.2	7.7	7.5	7.4	7.4	7.4	7.3	7.1						



- [] Ranking at each section and finish
- .-.- No data available at this section
- NA No data available



Horse/Jockey Name	Gentle Prince
Final Rank	3
Fastest Section Time (Section)	0:11.39 (1400m)
Top Speed [km/h] (Section)	65.2 (Overall)
Race State	Finished



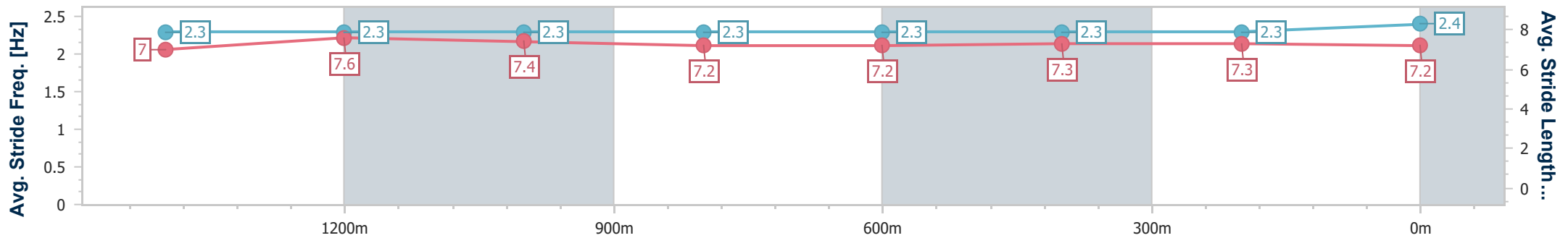
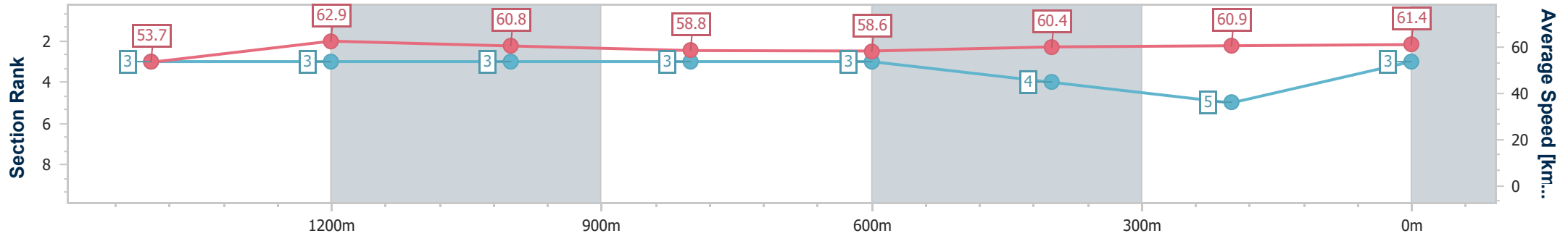
Ipswich QLD Professional
 Race 3: KINGSLEY LAWSON LAWYERS BM75 Handicap - 1666m



03 November 2022 - 14:03

Track Rating: Good 4, Weather: Fine, Rail Position: +3m Entire Course

Section	Overall	1400m	1200m	1000m	800m	600m	400m	200m						
Section Times	1:40.92 [3] (0:17.87)	1:23.05 [3] (0:11.39)	1:11.66 [3] (0:11.72)	0:59.94 [3] (0:12.20)	0:47.74 [3] (0:12.25)	0:35.49 [3] (0:11.94)	0:23.55 [4] (0:11.83)	0:11.72 [5] (0:11.72)						
Average Speed [km/h]	53.7	62.9	60.8	58.8	58.6	60.4	60.9	61.4						
Top Speed [km/h]	65.2	63.8	62.4	59.3	60.0	61.6	62.1	61.7						
Avg. Dist. to Rail [m]	3.1	1.1	2.2	1.5	0.3	0.2	0.7	4.0						
Avg. Stride Freq. [Hz]	2.3	2.3	2.3	2.3	2.3	2.3	2.3	2.4						
Avg. Stride Length [m]	7.0	7.6	7.4	7.2	7.2	7.3	7.3	7.2						



- [] Ranking at each section and finish
- .-.- No data available at this section
- NA No data available



Horse/Jockey Name	Alderman
Final Rank	4
Fastest Section Time (Section)	0:11.39 (1400m)
Top Speed [km/h] (Section)	66.6 (Overall)
Race State	Finished



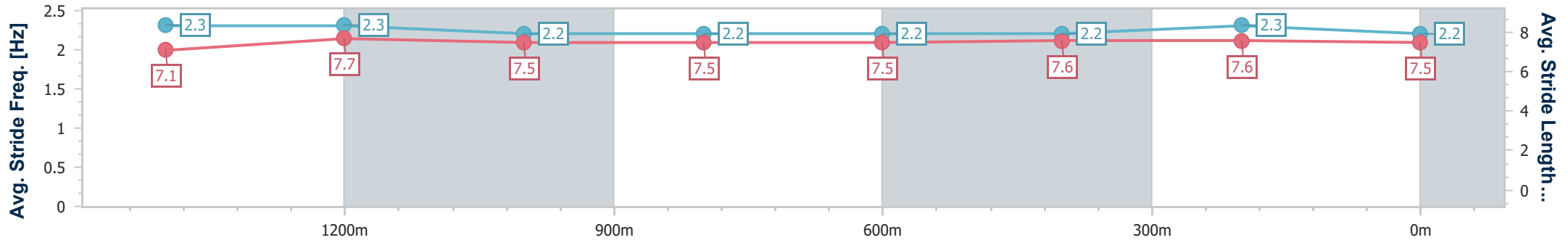
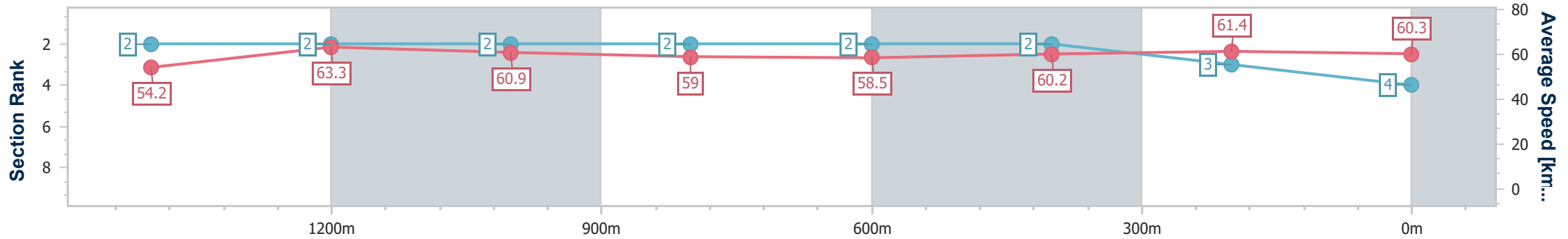
Ipswich QLD Professional
 Race 3: KINGSLEY LAWSON LAWYERS BM75 Handicap - 1666m



03 November 2022 - 14:03

Track Rating: Good 4, Weather: Fine, Rail Position: +3m Entire Course

Section	Overall	1400m	1200m	1000m	800m	600m	400m	200m						
Section Times	1:40.96 [4] (0:17.69)	1:23.27 [2] (0:11.39)	1:11.88 [2] (0:11.73)	1:00.15 [2] (0:12.16)	0:47.99 [2] (0:12.31)	0:35.68 [2] (0:11.95)	0:23.73 [2] (0:11.79)	0:11.94 [3] (0:11.94)						
Average Speed [km/h]	54.2	63.3	60.9	59.0	58.5	60.2	61.4	60.3						
Top Speed [km/h]	66.6	64.3	62.6	59.5	58.8	61.7	62.4	62.4						
Avg. Dist. to Rail [m]	6.4	0.9	1.5	1.3	0.4	0.6	1.1	2.1						
Avg. Stride Freq. [Hz]	2.3	2.3	2.2	2.2	2.2	2.2	2.3	2.2						
Avg. Stride Length [m]	7.1	7.7	7.5	7.5	7.5	7.6	7.6	7.5						



- [] Ranking at each section and finish
- .-.- No data available at this section
- NA No data available



Horse/Jockey Name	Spirit's Charm
Final Rank	5
Fastest Section Time (Section)	0:11.52 (1400m)
Top Speed [km/h] (Section)	64.8 (Overall)
Race State	Finished



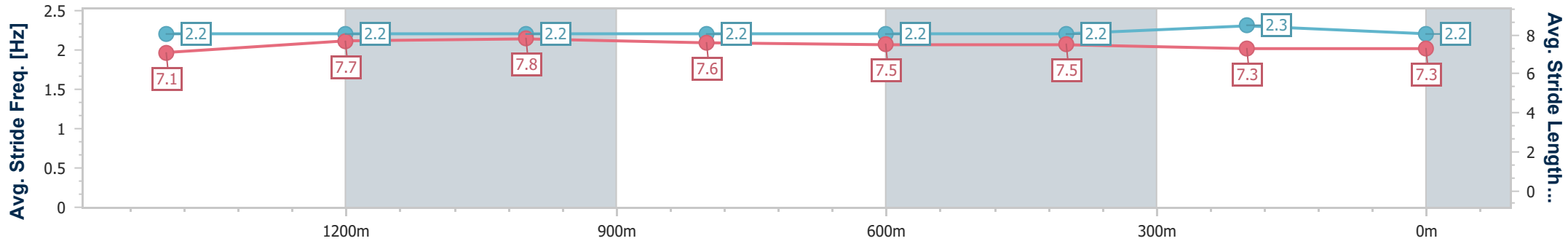
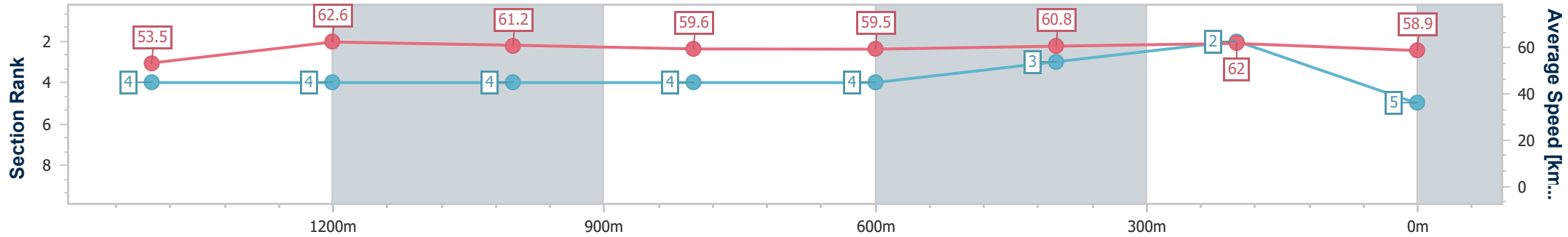
Ipswich QLD Professional
 Race 3: KINGSLEY LAWSON LAWYERS BM75 Handicap - 1666m



03 November 2022 - 14:03

Track Rating: Good 4, Weather: Fine, Rail Position: +3m Entire Course

Section	Overall	1400m	1200m	1000m	800m	600m	400m	200m						
Section Times	1:41.23 [5] (0:17.90)	1:23.33 [4] (0:11.52)	1:11.81 [4] (0:11.80)	1:00.01 [4] (0:12.09)	0:47.92 [4] (0:12.13)	0:35.79 [4] (0:11.88)	0:23.91 [3] (0:11.69)	0:12.22 [2] (0:12.22)						
Average Speed [km/h]	53.5	62.6	61.2	59.6	59.5	60.8	62.0	58.9						
Top Speed [km/h]	64.8	64.4	62.3	60.8	61.4	62.4	62.5	62.1						
Avg. Dist. to Rail [m]	2.0	0.3	0.5	0.5	0.7	0.9	2.0	2.2						
Avg. Stride Freq. [Hz]	2.2	2.2	2.2	2.2	2.2	2.2	2.3	2.2						
Avg. Stride Length [m]	7.1	7.7	7.8	7.6	7.5	7.5	7.3	7.3						



- [] Ranking at each section and finish
- .-.- No data available at this section
- NA No data available



Horse/Jockey Name	General Dubai
Final Rank	6
Fastest Section Time (Section)	0:11.35 (1400m)
Top Speed [km/h] (Section)	64.2 (1400m)
Race State	Finished



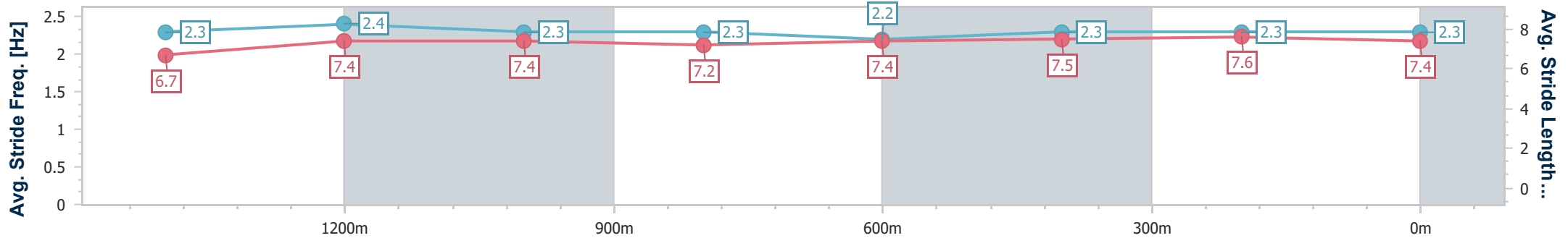
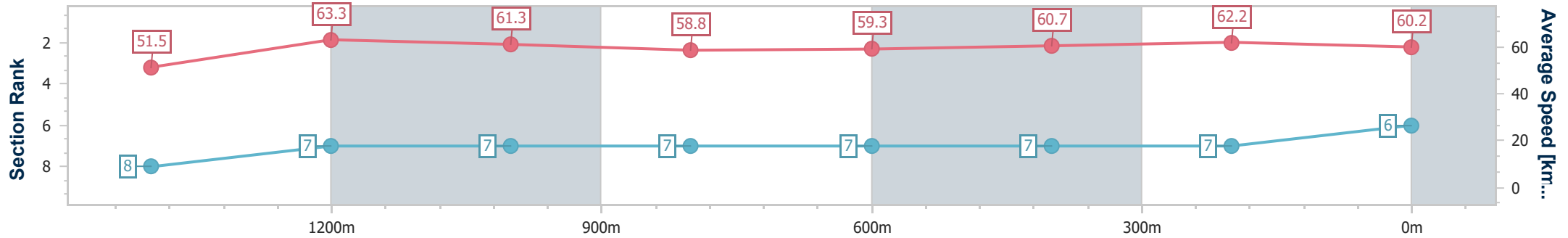
Ipswich QLD Professional
 Race 3: KINGSLEY LAWSON LAWYERS BM75 Handicap - 1666m



03 November 2022 - 14:03

Track Rating: Good 4, Weather: Fine, Rail Position: +3m Entire Course

Section	Overall	1400m	1200m	1000m	800m	600m	400m	200m						
Section Times	1:41.43 [6] (0:18.62)	1:22.81 [8] (0:11.35)	1:11.46 [7] (0:11.66)	0:59.80 [7] (0:12.24)	0:47.56 [7] (0:12.13)	0:35.43 [7] (0:11.86)	0:23.57 [7] (0:11.62)	0:11.95 [7] (0:11.95)						
Average Speed [km/h]	51.5	63.3	61.3	58.8	59.3	60.7	62.2	60.2						
Top Speed [km/h]	63.1	64.2	62.1	60.5	60.7	62.2	62.5	61.9						
Avg. Dist. to Rail [m]	3.3	0.6	1.1	1.0	0.5	0.4	1.4	5.6						
Avg. Stride Freq. [Hz]	2.3	2.4	2.3	2.3	2.2	2.3	2.3	2.3						
Avg. Stride Length [m]	6.7	7.4	7.4	7.2	7.4	7.5	7.6	7.4						



- [] Ranking at each section and finish
- .-.- No data available at this section
- NA No data available



Horse/Jockey Name	In Agreement
Final Rank	7
Fastest Section Time (Section)	0:11.28 (1400m)
Top Speed [km/h] (Section)	67.6 (Overall)
Race State	Finished



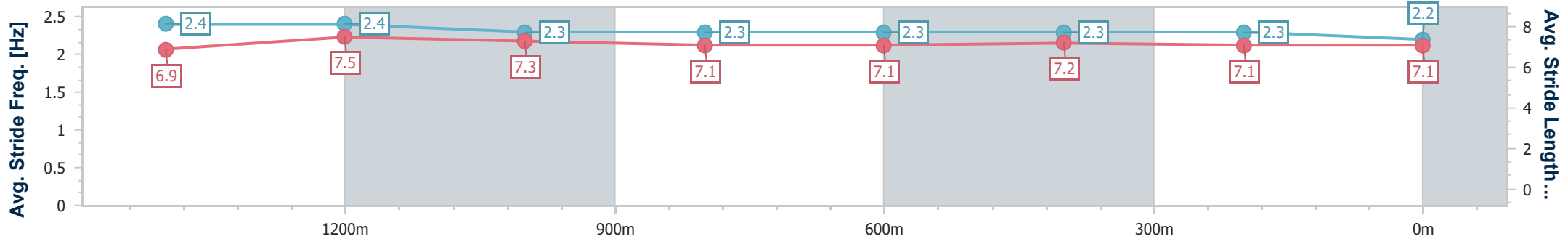
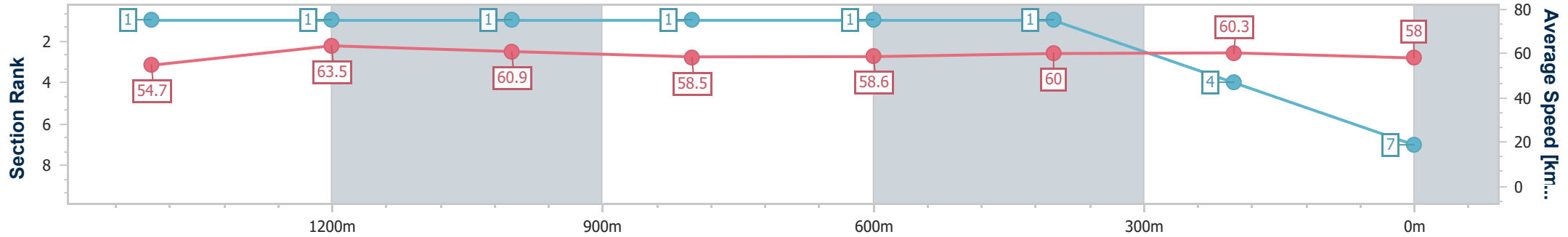
Ipswich QLD Professional
 Race 3: KINGSLEY LAWSON LAWYERS BM75 Handicap - 1666m



03 November 2022 - 14:03

Track Rating: Good 4, Weather: Fine, Rail Position: +3m Entire Course

Section	Overall	1400m	1200m	1000m	800m	600m	400m	200m
Section Times	1:41.52 [7] (0:17.53)	1:23.99 [1] (0:11.28)	1:12.71 [1] (0:11.79)	1:00.92 [1] (0:12.31)	0:48.61 [1] (0:12.26)	0:36.35 [1] (0:11.99)	0:24.36 [1] (0:11.93)	0:12.43 [4] (0:12.43)
Average Speed [km/h]	54.7	63.5	60.9	58.5	58.6	60.0	60.3	58.0
Top Speed [km/h]	67.6	65.0	63.0	59.0	59.3	60.7	61.3	60.8
Avg. Dist. to Rail [m]	4.3	1.1	0.6	0.1	0.2	0.3	0.2	0.8
Avg. Stride Freq. [Hz]	2.4	2.4	2.3	2.3	2.3	2.3	2.3	2.2
Avg. Stride Length [m]	6.9	7.5	7.3	7.1	7.1	7.2	7.1	7.1



- [] Ranking at each section and finish
- .-.- No data available at this section
- NA No data available



Horse/Jockey Name	Relucent
Final Rank	8
Fastest Section Time (Section)	0:11.44 (1400m)
Top Speed [km/h] (Section)	64.9 (1400m)
Race State	Finished



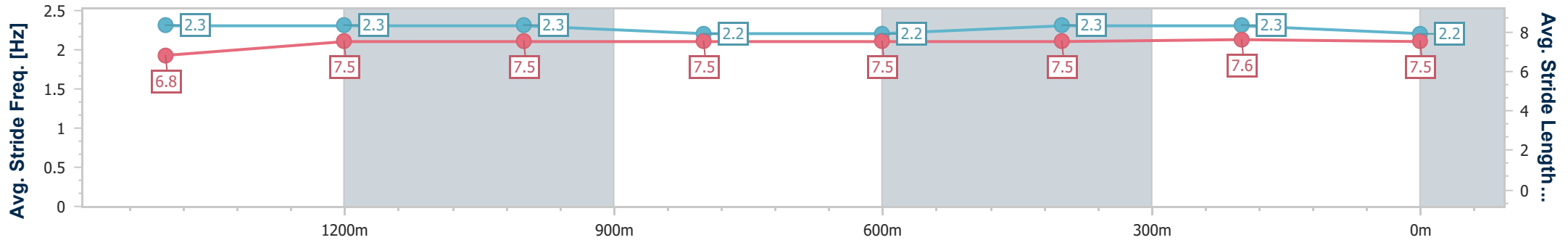
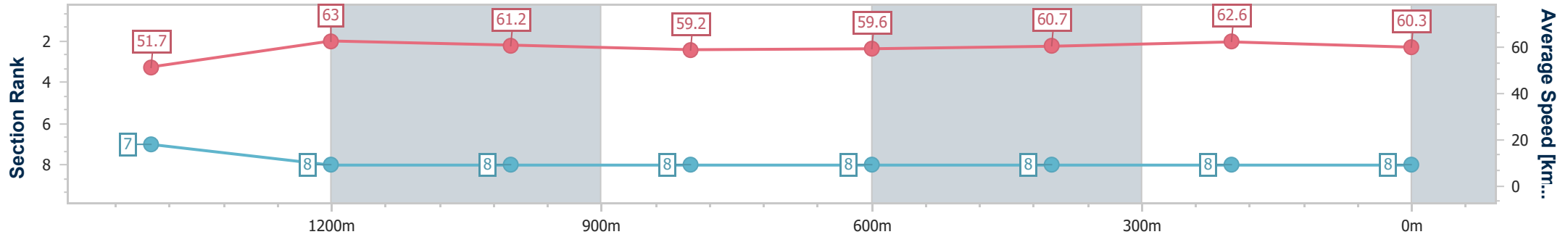
Ipswich QLD Professional
 Race 3: KINGSLEY LAWSON LAWYERS BM75 Handicap - 1666m



03 November 2022 - 14:03

Track Rating: Good 4, Weather: Fine, Rail Position: +3m Entire Course

Section	Overall	1400m	1200m	1000m	800m	600m	400m	200m					
Section Times	1:41.58 [8] (0:18.55)	1:23.03 [7] (0:11.44)	1:11.59 [8] (0:11.78)	0:59.81 [8] (0:12.17)	0:47.64 [8] (0:12.13)	0:35.51 [8] (0:11.96)	0:23.55 [8] (0:11.62)	0:11.93 [8] (0:11.93)					
Average Speed [km/h]	51.7	63.0	61.2	59.2	59.6	60.7	62.6	60.3					
Top Speed [km/h]	63.8	64.9	62.9	60.6	60.8	62.1	63.8	62.1					
Avg. Dist. to Rail [m]	5.4	0.5	0.3	0.5	0.9	1.5	3.9	7.7					
Avg. Stride Freq. [Hz]	2.3	2.3	2.3	2.2	2.2	2.3	2.3	2.2					
Avg. Stride Length [m]	6.8	7.5	7.5	7.5	7.5	7.5	7.6	7.5					



- [] Ranking at each section and finish
- .-.- No data available at this section
- NA No data available



Horse/Jockey Name	Call Me Legend
Final Rank	9
Fastest Section Time (Section)	0:11.61 (1400m)
Top Speed [km/h] (Section)	63.4 (1400m)
Race State	Finished



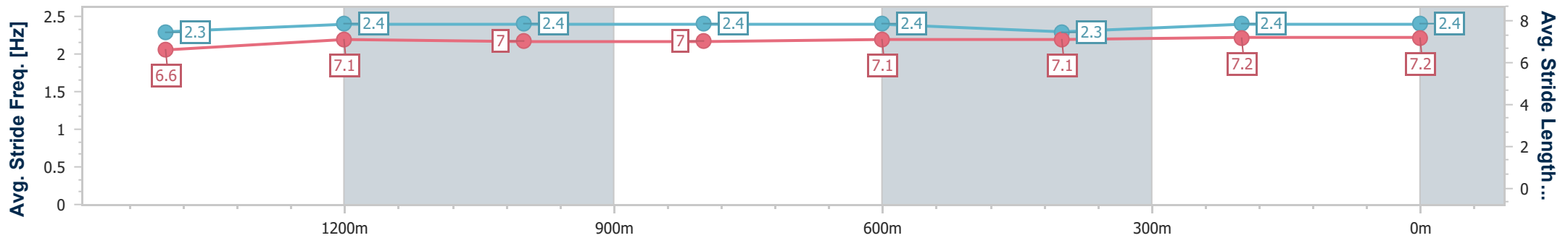
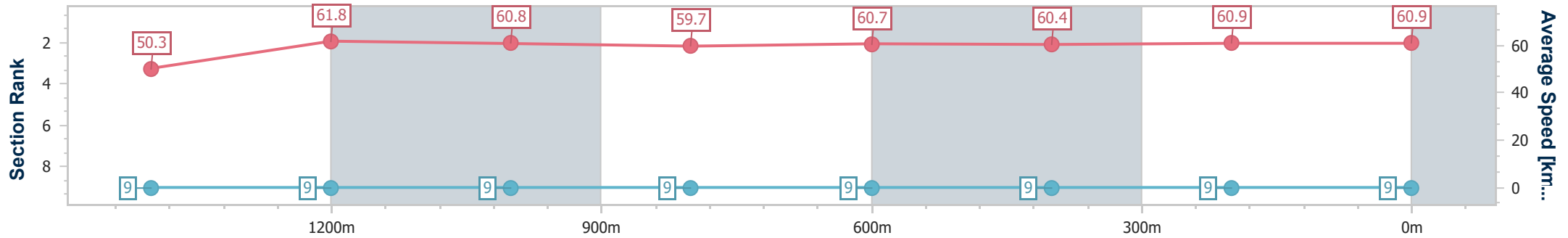
Ipswich QLD Professional
 Race 3: KINGSLEY LAWSON LAWYERS BM75 Handicap - 1666m



03 November 2022 - 14:03

Track Rating: Good 4, Weather: Fine, Rail Position: +3m Entire Course

Section	Overall	1400m	1200m	1000m	800m	600m	400m	200m					
Section Times	1:41.77 [9] (0:19.07)	1:22.70 [9] (0:11.61)	1:11.09 [9] (0:11.74)	0:59.35 [9] (0:12.07)	0:47.28 [9] (0:11.81)	0:35.47 [9] (0:11.88)	0:23.59 [9] (0:11.78)	0:11.81 [9] (0:11.81)					
Average Speed [km/h]	50.3	61.8	60.8	59.7	60.7	60.4	60.9	60.9					
Top Speed [km/h]	61.1	63.4	63.2	60.6	61.6	61.6	61.7	61.8					
Avg. Dist. to Rail [m]	3.8	0.6	1.4	0.8	0.7	0.8	0.5	0.3					
Avg. Stride Freq. [Hz]	2.3	2.4	2.4	2.4	2.4	2.3	2.4	2.4					
Avg. Stride Length [m]	6.6	7.1	7.0	7.0	7.1	7.1	7.2	7.2					



- [] Ranking at each section and finish
- .-.- No data available at this section
- NA No data available