


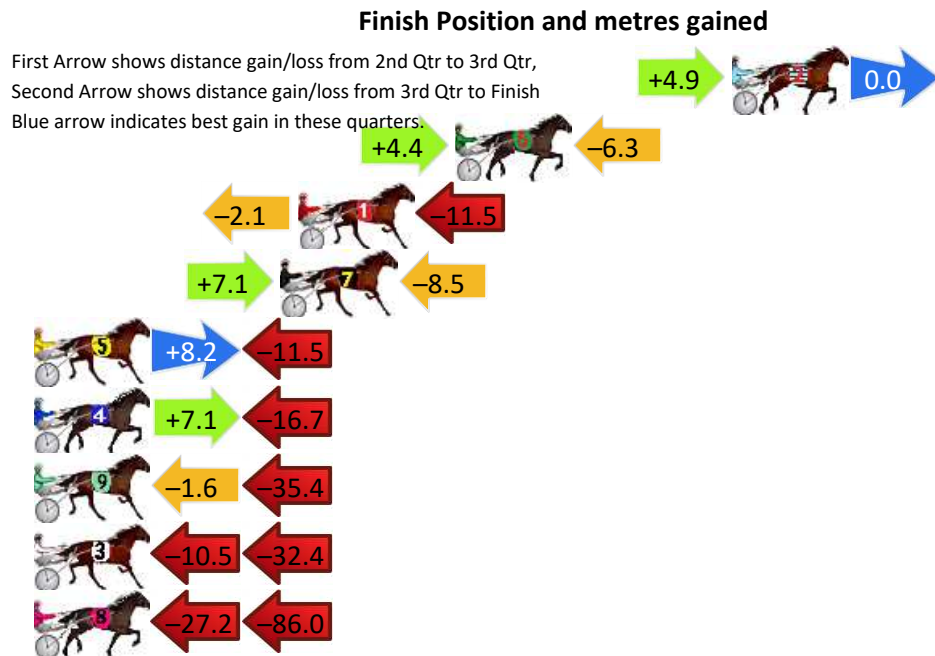
# Marburg Race 1 Distance 1850m

Sunday, 30 March 2025

Gross Time: 2:17.40 MileRate: 1:59.50 LeadTime: 16.70s First Qtr: 30.30s Second Qtr: 30.30s Third Qtr: 29.80s Fourth Qtr: 30.30s

DATA TABLE: 800 / 400 Posi's are position from leader and (how wide the horse was at that position)

No	Horse	Plc	Mar	800 Posi	400 Posi	Time	3rd Qtr	4th Qt
2	Playing For Keeps	1	0.0m	4.9m (1)	0.0m (1)	2:17.40	29.44s	30.30s
6	Cant Be Helped	2	11.1m	9.2m (1)	4.8m (1)	2:18.28	29.48s	30.82s
1	Gleneagle Hunter	3	17.4m	3.8m (0)	5.9m (0)	2:18.78	29.96s	31.24s
7	Laneys Last	4	18.1m	16.7m (0)	9.6m (0)	2:18.84	29.28s	31.02s
5	Itsalady	5	28.1m	24.8m (1)	16.6m (2)	2:19.63	29.20s	31.29s
4	Black Gemstone	6	29.6m	20.0m (1)	12.9m (1)	2:19.75	29.28s	31.69s
9	Sooty Under Fire	7	37.0m	0.0m (0)	1.6m (0)	2:20.34	29.92s	33.12s
3	Betty Winkle	8	96.4m	53.5m (0)	64.0m (0)	2:25.05	30.62s	33.17s
8	Our Little Banjo	9	257.1m	143.9m (0)	171.1m (0)	2:37.79	31.92s	37.91s



# Marburg Race 2 Distance 1850m

Sunday, 30 March 2025



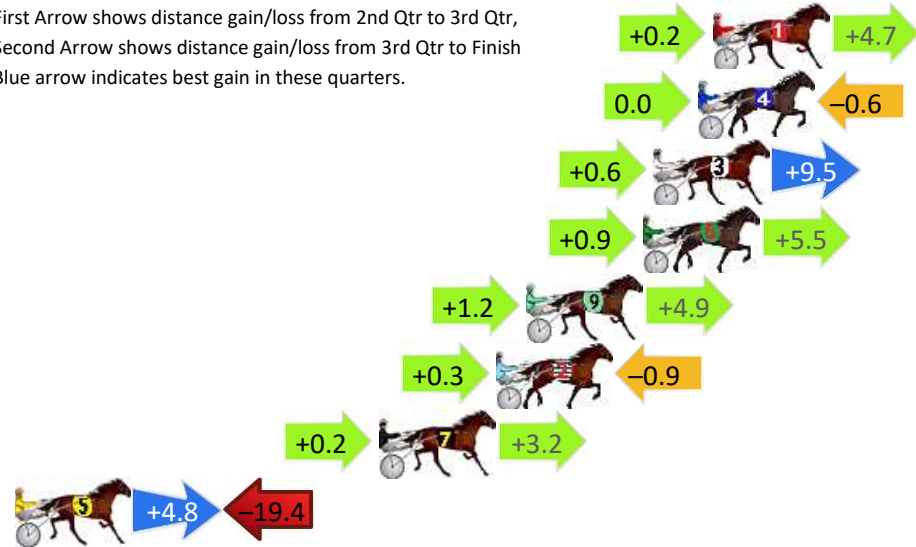
Gross Time: 2:19.10 MileRate: 2:01.00 LeadTime: 16.30s First Qtr: 31.00s Second Qtr: 29.70s Third Qtr: 30.40s Fourth Qtr: 31.70s

DATA TABLE: 800 / 400 Posi's are position from leader and (how wide the horse was at that position)

No	Horse	Plc	Mar	800 Posi	400 Posi	Time	3rd Qtr	4th Qt
1	Wecanonlydream	1	0.0m	4.9m (0)	4.7m (0)	2:19.10	30.40s	31.34s
4	Let Me At It	2	0.6m	0.0m (0)	0.0m (0)	2:19.15	30.40s	31.75s
3	Rainbow Gambler	3	2.4m	12.5m (1)	11.9m (1)	2:19.30	30.40s	30.98s
6	Spice Boy	4	2.8m	9.2m (0)	8.3m (0)	2:19.33	30.36s	31.29s
9	Takidah	5	7.5m	13.6m (0)	12.4m (0)	2:19.72	30.36s	31.36s
2	Misty Ruler	6	8.7m	8.1m (1)	7.8m (1)	2:19.82	30.40s	31.82s
7	Tuffy	7	13.4m	16.8m (1)	16.6m (1)	2:20.21	30.44s	31.53s
5	This Punter Rocks	8	41.2m	26.6m (0)	21.8m (1)	2:22.51	30.12s	33.43s

## Finish Position and metres gained

First Arrow shows distance gain/loss from 2nd Qtr to 3rd Qtr, Second Arrow shows distance gain/loss from 3rd Qtr to Finish  
Blue arrow indicates best gain in these quarters.



# Marburg Race 3 Distance 1850m




Sunday, 30 March 2025

Gross Time: 2:19.40 MileRate: 2:01.30 LeadTime: 16.50s First Qtr: 31.20s Second Qtr: 33.30s Third Qtr: 28.70s Fourth Qtr: 29.70s

DATA TABLE: 800 / 400 Posi's are position from leader and (how wide the horse was at that position)

No	Horse	Plc	Mar	800 Posi	400 Posi	Time	3rd Qtr	4th Qt
3	Chanceless Century	1	0.0m	7.3m (2)	2.2m (1)	2:19.40	28.34s	29.54s
2	Jiliby Panda	2	5.9m	0.0m (0)	0.0m (0)	2:19.86	28.70s	30.16s
7	Doc Harvey	3	9.0m	11.8m (1)	14.3m (2)	2:20.10	28.90s	29.36s
9	Outer Change	4	16.0m	13.5m (2)	9.9m (2)	2:20.65	28.46s	30.23s
8	Mach Torque	5	18.9m	16.3m (1)	17.6m (1)	2:20.87	28.82s	29.89s
4	Batman Bart	6	23.6m	2.8m (1)	11.6m (1)	2:21.24	29.34s	30.70s
6	Mustang Dude	7	24.4m	9.0m (0)	15.4m (0)	2:21.30	29.18s	30.48s
5	Singer Snap	8	30.0m	13.7m (0)	19.8m (0)	2:21.74	29.16s	30.60s
1	Dont Yoube Naughty	9	37.6m	4.5m (0)	11.0m (0)	2:22.33	29.18s	31.83s

## Finish Position and metres gained



# Marburg Race 4 Distance 2200m

Sunday, 30 March 2025

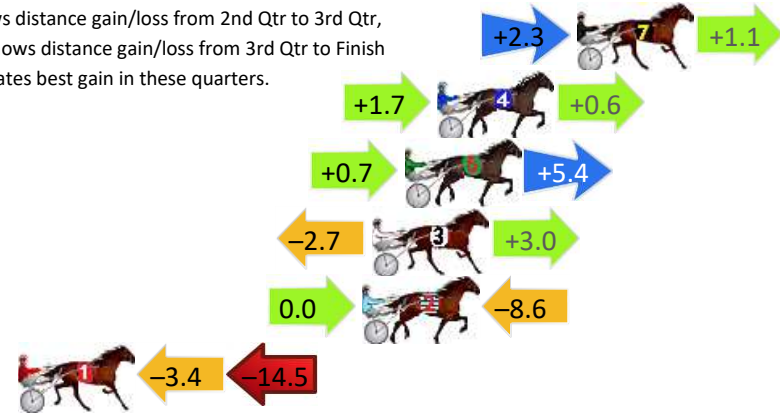
Gross Time: 2:46.00 MileRate: 2:00.30 LeadTime: 47.10s First Qtr: 31.00s Second Qtr: 30.50s Third Qtr: 28.40s Fourth Qtr: 29.00s

DATA TABLE: 800 / 400 Posi's are position from leader and (how wide the horse was at that position)

NoHorse	Plc	Mar	800 Posi	400 Posi	Time	3rd Qtr	4th Qt
7 Madrigal	1	0.0m	3.4m (1)	1.1m (1)	2:46.00	28.24s	28.92s
4 Azor Ahai	2	5.6m	7.9m (1)	6.2m (1)	2:46.43	28.28s	28.99s
6 Misty Creek	3	6.9m	13.0m (1)	12.3m (2)	2:46.53	28.36s	28.65s
3 Artistic Saint	4	8.2m	8.5m (0)	11.2m (1)	2:46.62	28.60s	28.82s
2 Beau Steele	5	8.6m	0.0m (0)	0.0m (0)	2:46.65	28.40s	29.65s
1 Altana Blue	6	22.4m	4.5m (0)	7.9m (0)	2:47.70	28.64s	30.14s

## Finish Position and metres gained

First Arrow shows distance gain/loss from 2nd Qtr to 3rd Qtr,  
Second Arrow shows distance gain/loss from 3rd Qtr to Finish  
Blue arrow indicates best gain in these quarters.



8  
0  
0

Visual positions in race at 2nd Quarter



4  
0  
0

Visual positions in race at 3rd Quarter



# Marburg Race 5 Distance 1850m

Sunday, 30 March 2025


Gross Time: 2:19.20 MileRate: 2:01.10 LeadTime: 15.20s First Qtr: 30.80s Second Qtr: 31.60s Third Qtr: 30.40s Fourth Qtr: 31.20s

DATA TABLE: 800 / 400 Posi's are position from leader and (how wide the horse was at that position)

No	Horse	Plc	Mar	800 Posi	400 Posi	Time	3rd Qtr	4th Qt
1	Shakatie	1	0.0m	0.0m (0)	0.0m (0)	2:19.20	30.40s	31.20s
4	Gotta Dream	2	2.9m	4.2m (1)	2.6m (1)	2:19.44	30.28s	31.24s
8	Jogalong Coop	2	2.9m	16.7m (1)	8.4m (3)	2:19.44	29.78s	30.80s
6	Our Little Skipper	4	3.2m	4.8m (0)	4.2m (0)	2:19.46	30.36s	31.14s
7	Rocco Variety	5	5.7m	8.5m (0)	7.8m (0)	2:19.66	30.36s	31.06s
5	Shes Bewitched	6	7.6m	12.2m (0)	12.0m (0)	2:19.82	30.40s	30.90s
9	Captain Oh Captain	7	12.1m	21.2m (1)	12.0m (2)	2:20.19	29.72s	31.27s
3	Hold Back The River	8	16.3m	12.2m (1)	5.2m (2)	2:20.53	29.88s	32.13s
2	Doolittle Days	9	20.2m	8.5m (1)	9.2m (1)	2:20.85	30.46s	32.15s

## Finish Position and metres gained

First Arrow shows distance gain/loss from 2nd Qtr to 3rd Qtr, Second Arrow shows distance gain/loss from 3rd Qtr to Finish  
Blue arrow indicates best gain in these quarters.



800

Visual positions in race at 2nd Quarter



400

Visual positions in race at 3rd Quarter



# Marburg Race 6 Distance 1850m

Sunday, 30 March 2025

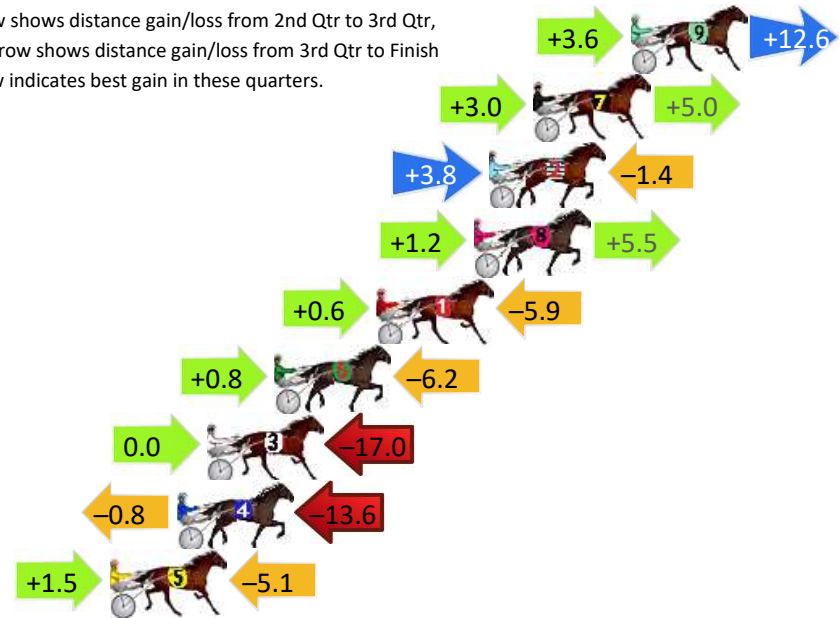
Gross Time: 2:16.60 MileRate: 1:58.80 LeadTime: 16.50s First Qtr: 29.50s Second Qtr: 30.60s Third Qtr: 29.80s Fourth Qtr: 30.20s

DATA TABLE: 800 / 400 Posi's are position from leader and (how wide the horse was at that position)

No	Horse	Plc	Mar	800 Posi	400 Posi	Time	3rd Qtr	4th Qt
9	Saint Louis Beat	1	0.0m	16.2m (1)	12.6m (2)	2:16.60	29.54s	29.26s
7	Aqua Cruiser	2	3.9m	11.9m (1)	8.9m (2)	2:16.91	29.58s	29.85s
2	Ghost Train	3	5.7m	8.1m (1)	4.3m (2)	2:17.05	29.52s	30.33s
8	Keayang Tara	4	6.3m	13.0m (0)	11.8m (0)	2:17.10	29.72s	29.82s
1	Royal Winkle	5	10.2m	4.9m (0)	4.3m (0)	2:17.41	29.76s	30.69s
6	Melton Insulted	6	14.3m	8.9m (0)	8.1m (0)	2:17.73	29.74s	30.73s
3	Knockawarwon	7	17.0m	0.0m (0)	0.0m (0)	2:17.94	29.80s	31.54s
4	October Racketeer	8	18.2m	3.8m (1)	4.6m (1)	2:18.04	29.86s	31.30s
5	Geldof	9	20.9m	17.3m (0)	15.8m (0)	2:18.25	29.70s	30.67s

## Finish Position and metres gained

First Arrow shows distance gain/loss from 2nd Qtr to 3rd Qtr, Second Arrow shows distance gain/loss from 3rd Qtr to Finish Blue arrow indicates best gain in these quarters.



800

Visual positions in race at 2nd Quarter



400

Visual positions in race at 3rd Quarter



# Marburg Race 7 Distance 1850m

Sunday, 30 March 2025


Gross Time: 2:18.40 MileRate: 2:00.40 LeadTime: 16.70s First Qtr: 30.80s Second Qtr: 31.90s Third Qtr: 29.40s Fourth Qtr: 29.60s

DATA TABLE: 800 / 400 Posi's are position from leader and (how wide the horse was at that position)

No	Horse	Plc	Mar	800 Posi	400 Posi	Time	3rd Qtr	4th Qt
6	Night Ninja	1	0.0m	4.9m (0)	3.8m (0)	2:18.40	29.32s	29.32s
1	Highview Sadler	2	0.1m	0.0m (0)	0.0m (0)	2:18.41	29.40s	29.61s
2	Ideal Tiger	3	3.6m	8.2m (1)	7.6m (1)	2:18.68	29.36s	29.32s
3	One Last Roll	4	5.6m	3.8m (1)	3.3m (1)	2:18.83	29.36s	29.79s
8	Rollonx	5	5.9m	9.3m (0)	7.6m (0)	2:18.86	29.28s	29.50s
5	Dashndot	6	12.7m	14.2m (0)	13.6m (0)	2:19.39	29.36s	29.59s
9	Crime Time	7	15.7m	15.9m (2)	8.7m (2)	2:19.62	28.88s	30.18s
7	Western Action	8	25.4m	19.2m (1)	13.1m (2)	2:20.37	28.96s	30.61s
4	Hawke Eye	9	43.4m	12.9m (1)	16.9m (1)	2:21.77	29.70s	31.73s

## Finish Position and metres gained

First Arrow shows distance gain/loss from 2nd Qtr to 3rd Qtr, Second Arrow shows distance gain/loss from 3rd Qtr to Finish  
Blue arrow indicates best gain in these quarters.



800

Visual positions in race at 2nd Quarter



400

Visual positions in race at 3rd Quarter



# Marburg Race 8 Distance 1850m

Sunday, 30 March 2025

Gross Time: 2:16.20 MileRate: 1:58.50 LeadTime: 16.20s First Qtr: 29.00s Second Qtr: 30.60s Third Qtr: 29.70s Fourth Qtr: 30.70s

DATA TABLE: 800 / 400 Posi's are position from leader and (how wide the horse was at that position)

No	Horse	Plc	Mar	800 Posi	400 Posi	Time	3rd Qtr	4th Qt
8	Studleigh Anne	1	0.0m	23.3m (1)	9.1m (2)	2:16.20	28.66s	30.02s
5	Studleigh Mark	2	3.7m	4.9m (1)	1.1m (1)	2:16.50	29.42s	30.92s
3	Jakki Mun	3	5.4m	14.1m (1)	4.3m (2)	2:16.63	28.98s	30.81s
1	Major Slip Up	4	5.8m	0.0m (0)	0.0m (0)	2:16.67	29.70s	31.17s
2	Celestine	5	7.0m	9.2m (1)	5.3m (1)	2:16.76	29.42s	30.86s
9	The Mighty Mondo	6	8.9m	27.6m (1)	13.9m (2)	2:16.91	28.70s	30.37s
4	Rocktime	7	11.0m	18.4m (1)	10.1m (1)	2:17.08	29.10s	30.82s
7	Gracenava	8	12.5m	9.8m (0)	11.2m (0)	2:17.20	29.82s	30.86s
6	Ultimate Hunter	9	32.3m	4.9m (0)	6.9m (0)	2:18.79	29.86s	32.77s

## Finish Position and metres gained

First Arrow shows distance gain/loss from 2nd Qtr to 3rd Qtr, Second Arrow shows distance gain/loss from 3rd Qtr to Finish. Blue arrow indicates best gain in these quarters.

