

Marburg Race 1 Distance 1850m

Sunday, 8 December 2024

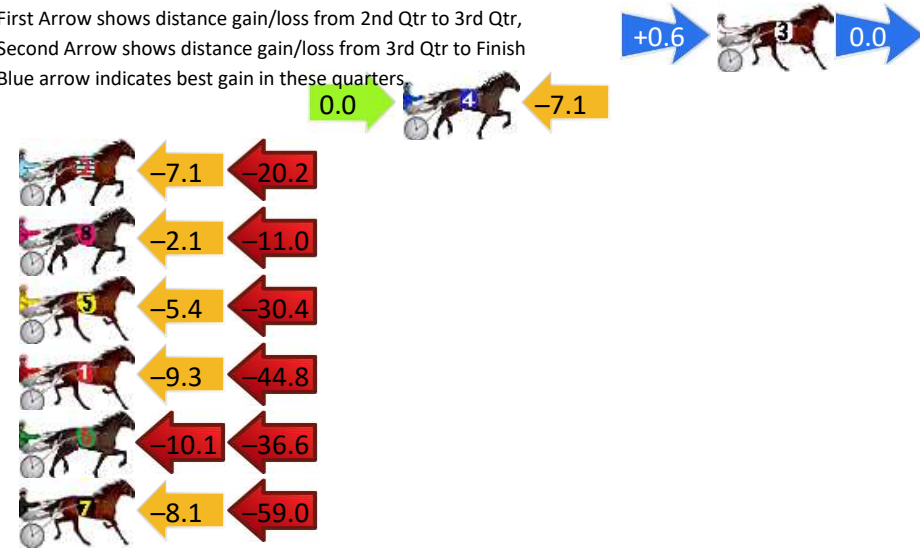
Gross Time: 2:18.20 MileRate: 2:00.20 LeadTime: 17.00s First Qtr: 31.90s Second Qtr: 30.30s Third Qtr: 29.40s Fourth Qtr: 29.60s

DATA TABLE: 800 / 400 Posi's are position from leader and (how wide the horse was at that position)

No	Horse	Plc	Mar	800 Posi	400 Posi	Time	3rd Qtr	4th Qt
3	HES REGAL	1	0.0m	0.6m (1)	0.0m (0)	2:18.20	29.36s	29.60s
4	WHOS TO BLAME	2	12.6m	5.5m (1)	5.5m (1)	2:19.18	29.40s	30.18s
2	BAHAMAS MISS	3	32.2m	4.9m (0)	12.0m (1)	2:20.70	29.92s	31.22s
8	STUDLEIGH DARCEY	4	33.4m	20.3m (1)	22.4m (2)	2:20.79	29.56s	30.55s
5	MISTY RULER	5	48.4m	12.6m (1)	18.0m (1)	2:21.96	29.80s	32.04s
1	STONES	6	54.1m	0.0m (0)	9.3m (0)	2:22.40	30.08s	33.12s
6	LEFT TO ROCKNROLL	7	56.8m	10.1m (0)	20.2m (0)	2:22.61	30.14s	32.53s
7	SPICE BOY	8	85.7m	18.6m (0)	26.7m (0)	2:24.85	30.00s	34.29s


Finish Position and metres gained

First Arrow shows distance gain/loss from 2nd Qtr to 3rd Qtr, Second Arrow shows distance gain/loss from 3rd Qtr to Finish
Blue arrow indicates best gain in these quarters.



800

Visual positions in race at 2nd Quarter



400

Visual positions in race at 3rd Quarter

Marburg Race 2 Distance 1850m

Sunday, 8 December 2024

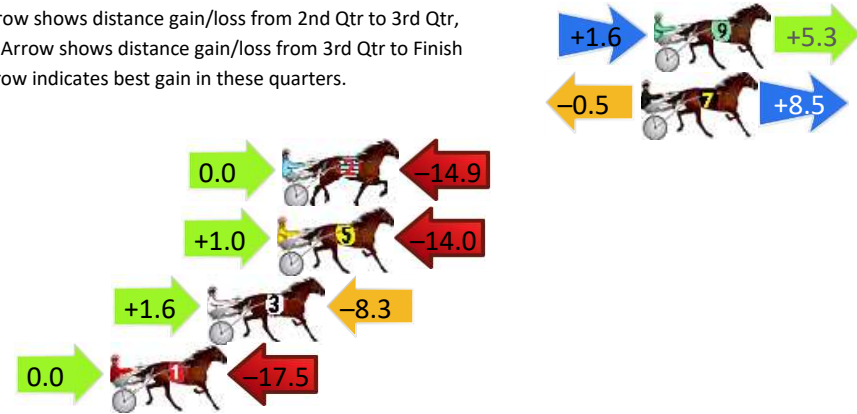
Gross Time: 2:21.10 MileRate: 2:02.80 LeadTime: 17.30s First Qtr: 31.30s Second Qtr: 31.80s Third Qtr: 30.30s Fourth Qtr: 30.40s

DATA TABLE: 800 / 400 Posi's are position from leader and (how wide the horse was at that position)

NoHorse	Plc	Mar	800 Posi	400 Posi	Time	3rd Qtr	4th Qt
9 CHEDDAR MADE BETA	1	0.0m	6.9m (1)	5.3m (1)	2:21.10	30.18s	30.00s
7 TAKIDAH	2	0.5m	8.5m (0)	9.0m (1)	2:21.14	30.34s	29.76s
2 CHANG	3	14.9m	0.0m (0)	0.0m (0)	2:22.29	30.30s	31.59s
5 TROUPER JUJON	4	15.1m	2.1m (1)	1.1m (1)	2:22.30	30.22s	31.52s
3 WEDDING NIGHT	5	17.9m	11.2m (1)	9.6m (2)	2:22.52	30.18s	31.10s
1 LORD DENZEL	6	21.8m	4.3m (0)	4.3m (0)	2:22.83	30.30s	31.81s

Finish Position and metres gained

First Arrow shows distance gain/loss from 2nd Qtr to 3rd Qtr, Second Arrow shows distance gain/loss from 3rd Qtr to Finish Blue arrow indicates best gain in these quarters.



800

Visual positions in race at 2nd Quarter



400

Visual positions in race at 3rd Quarter



Marburg Race 3 Distance 1850m

Sunday, 8 December 2024

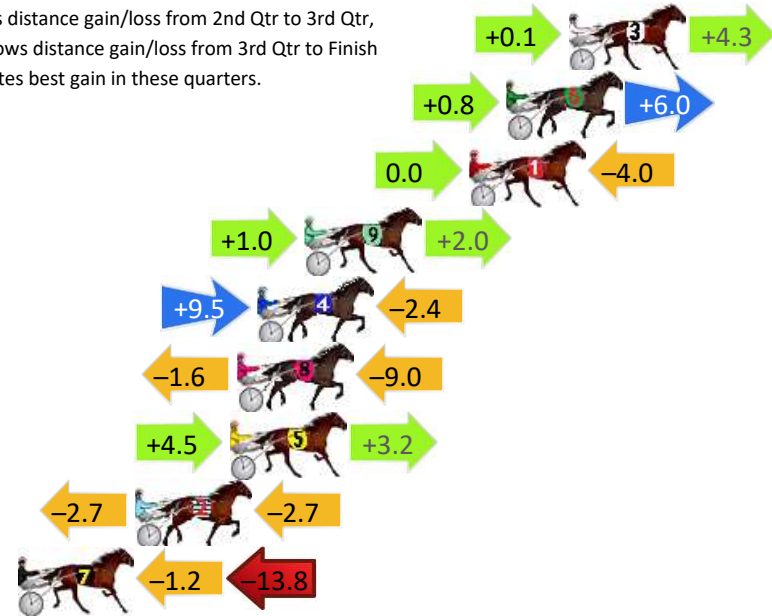
Gross Time: 2:19.50 MileRate: 2:01.30 LeadTime: 16.40s First Qtr: 32.20s Second Qtr: 30.60s Third Qtr: 29.50s Fourth Qtr: 30.80s

DATA TABLE: 800 / 400 Posi's are position from leader and (how wide the horse was at that position)

No	Horse	Plc	Mar	800 Posi	400 Posi	Time	3rd Qtr	4th Qt
3	MUSTANG DUDE	1	0.0m	4.4m (0)	4.3m (0)	2:19.50	29.50s	30.48s
6	ALADDIN SANE	2	2.5m	9.3m (0)	8.5m (0)	2:19.70	29.46s	30.36s
1	JANG PEL	3	4.0m	0.0m (0)	0.0m (0)	2:19.82	29.50s	31.12s
9	ALWAYS AT NIGHT	4	10.6m	13.6m (0)	12.6m (1)	2:20.35	29.44s	30.71s
4	COULD IT BE ME	5	12.5m	19.6m (1)	10.1m (3)	2:20.51	28.82s	31.05s
8	OUR LITTLE SKIPPER	6	13.3m	2.7m (1)	4.3m (1)	2:20.57	29.62s	31.55s
5	MANY DELIGHTS	7	13.6m	21.3m (0)	16.8m (1)	2:20.60	29.20s	30.64s
2	DOOLITTLE DAZZLER	8	17.4m	12.0m (1)	14.7m (2)	2:20.90	29.72s	31.10s
7	BEYONSKI	9	22.1m	7.1m (1)	8.3m (2)	2:21.28	29.60s	31.96s

Finish Position and metres gained

First Arrow shows distance gain/loss from 2nd Qtr to 3rd Qtr, Second Arrow shows distance gain/loss from 3rd Qtr to Finish
Blue arrow indicates best gain in these quarters.



800

Visual positions in race at 2nd Quarter



400

Visual positions in race at 3rd Quarter



Marburg Race 4 Distance 1850m

Sunday, 8 December 2024


Gross Time: 2:17.60 MileRate: 1:59.70 LeadTime: 16.20s First Qtr: 30.90s Second Qtr: 31.00s Third Qtr: 29.40s Fourth Qtr: 30.10s

DATA TABLE: 800 / 400 Posi's are position from leader and (how wide the horse was at that position)

NoHorse	Plc	Mar	800 Posi	400 Posi	Time	3rd Qtr	4th Qt
7 ROCKNROLL DA GAMA	1	0.0m	16.4m (1)	14.1m (2)	2:17.60	29.24s	29.06s
2 WESTERN ACTION	2	0.4m	12.6m (1)	10.3m (2)	2:17.63	29.24s	29.37s
3 CONVAIR HUSTLER	3	1.9m	0.0m (0)	0.0m (0)	2:17.75	29.40s	30.25s
9 PABLOS ART	4	7.4m	3.3m (1)	3.8m (1)	2:18.18	29.44s	30.40s
4 HIGHVIEW SADLER	5	8.3m	7.7m (1)	7.6m (1)	2:18.25	29.40s	30.19s
8 MILLY AN EYRE	6	26.2m	15.3m (0)	16.2m (0)	2:19.67	29.48s	30.97s
5 DOWNTOWN MANHATTAN	7	26.8m	20.8m (1)	18.9m (2)	2:19.71	29.28s	30.81s
1 STARS OF AMERICA	8	29.4m	4.9m (0)	6.0m (0)	2:19.92	29.48s	31.98s
6 MOLLIDOR	9	33.7m	9.3m (0)	11.9m (1)	2:20.26	29.60s	31.88s

Finish Position and metres gained

First Arrow shows distance gain/loss from 2nd Qtr to 3rd Qtr, Second Arrow shows distance gain/loss from 3rd Qtr to Finish Blue arrow indicates best gain in these quarters.



800

Visual positions in race at 2nd Quarter



400

Visual positions in race at 3rd Quarter



Marburg Race 5 Distance 1850m

Sunday, 8 December 2024


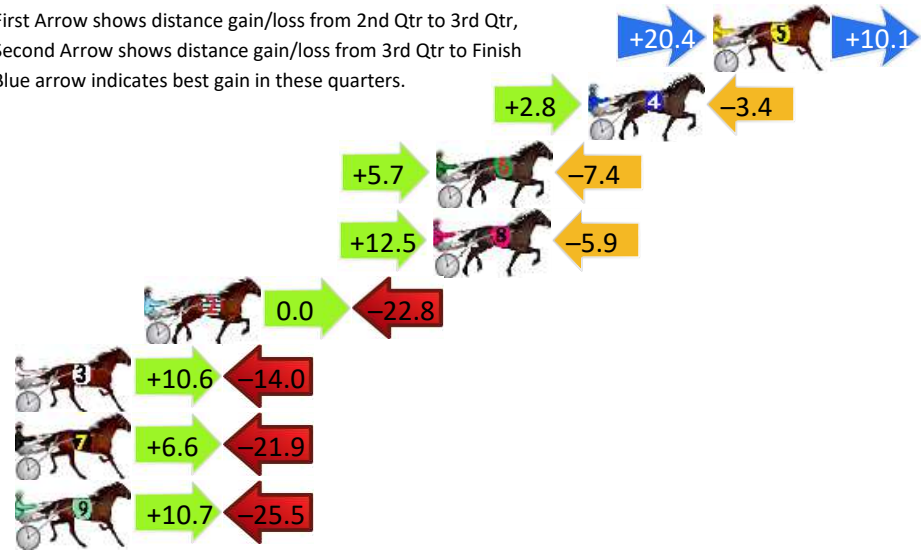
Gross Time: 2:14.60 MileRate: 1:57.10 LeadTime: 15.60s First Qtr: 29.70s Second Qtr: 29.00s Third Qtr: 30.10s Fourth Qtr: 30.20s

DATA TABLE: 800 / 400 Posi's are position from leader and (how wide the horse was at that position)

No	Horse	Plc	Mar	800 Posi	400 Posi	Time	3rd Qtr	4th Qt
5	SPORTS BOUNTY	1	0.0m	30.5m (2)	10.1m (3)	2:14.60	28.66s	29.44s
4	SHE OWNS THE DAY	2	5.0m	4.4m (0)	1.6m (1)	2:15.00	29.90s	30.48s
6	SHADYS DELIGHT	3	11.1m	9.4m (0)	3.7m (2)	2:15.48	29.70s	30.80s
8	ROYAL PRINCESS	4	11.2m	17.8m (1)	5.3m (3)	2:15.49	29.22s	30.69s
2	GELDOLF	5	22.8m	0.0m (0)	0.0m (0)	2:16.40	30.10s	32.00s
3	RIVER ROCK	6	29.5m	26.1m (1)	15.5m (1)	2:16.93	29.38s	31.37s
7	AUNTY FRANCES	7	33.1m	17.8m (0)	11.2m (0)	2:17.22	29.66s	31.98s
9	PARTY CHANGER	8	42.6m	27.8m (0)	17.1m (0)	2:17.97	29.38s	32.29s

Finish Position and metres gained

First Arrow shows distance gain/loss from 2nd Qtr to 3rd Qtr,
Second Arrow shows distance gain/loss from 3rd Qtr to Finish
Blue arrow indicates best gain in these quarters.



Marburg Race 6 Distance 1850m

Sunday, 8 December 2024

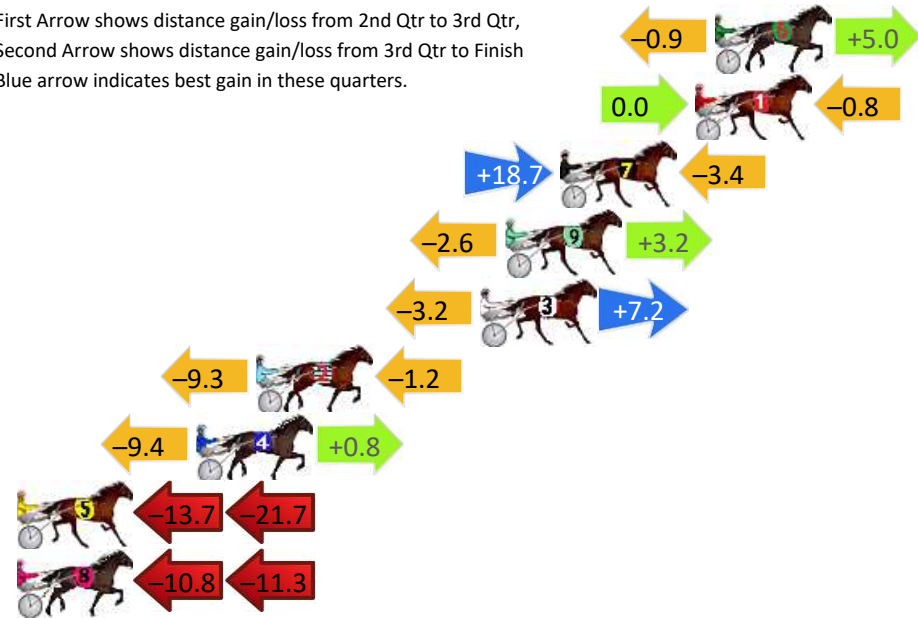
Gross Time: 2:16.20 MileRate: 1:58.50 LeadTime: 16.00s First Qtr: 30.70s Second Qtr: 31.40s Third Qtr: 27.70s Fourth Qtr: 30.40s

DATA TABLE: 800 / 400 Posi's are position from leader and (how wide the horse was at that position)

No	Horse	Plc	Mar	800 Posi	400 Posi	Time	3rd Qtr	4th Qt
6	SHES CLASSY	1	0.0m	4.1m (0)	5.0m (0)	2:16.20	27.78s	30.04s
1	MISTER DIAMOND	2	0.8m	0.0m (0)	0.0m (0)	2:16.26	27.70s	30.46s
7	BEEF CITY STARZZZ	3	6.2m	21.5m (1)	2.8m (1)	2:16.69	26.42s	30.69s
9	DOC HARVEY	4	8.4m	9.0m (0)	11.6m (0)	2:16.87	27.92s	30.23s
3	SARIE MARAIS	5	9.4m	13.4m (0)	16.6m (0)	2:16.95	27.98s	29.95s
2	CHANCELESS CENTURY	6	18.4m	7.9m (1)	17.2m (2)	2:17.66	28.40s	30.62s
4	COBBLER LANE	7	20.8m	12.2m (2)	21.6m (2)	2:17.86	28.42s	30.50s
5	SHAKATIE	8	38.9m	3.5m (1)	17.2m (1)	2:19.30	28.70s	32.26s
8	HIGHWAY WRITER	9	39.0m	16.9m (2)	27.7m (0)	2:19.30	28.54s	31.50s

Finish Position and metres gained

First Arrow shows distance gain/loss from 2nd Qtr to 3rd Qtr, Second Arrow shows distance gain/loss from 3rd Qtr to Finish
Blue arrow indicates best gain in these quarters.



800

Visual positions in race at 2nd Quarter



400

Visual positions in race at 3rd Quarter



Marburg Race 7 Distance 1850m

Sunday, 8 December 2024


Gross Time: 2:17.00 MileRate: 1:59.20 LeadTime: 15.80s First Qtr: 30.00s Second Qtr: 31.10s Third Qtr: 29.20s Fourth Qtr: 30.90s

DATA TABLE: 800 / 400 Posi's are position from leader and (how wide the horse was at that position)

No	Horse	Plc	Mar	800 Posi	400 Posi	Time	3rd Qtr	4th Qt
8	ALTANA BLUE	1	0.0m	12.1m (1)	8.0m (2)	2:17.00	28.92s	30.30s
2	CRIME TIME	2	1.4m	3.9m (1)	5.1m (1)	2:17.11	29.30s	30.63s
3	ROCCO VARIETY	3	4.6m	7.7m (1)	8.8m (1)	2:17.37	29.30s	30.61s
7	MY ULTIMATE HESTON	4	5.4m	13.8m (0)	12.3m (2)	2:17.44	29.12s	30.42s
5	OUR DOLLY	5	8.6m	16.5m (1)	17.1m (2)	2:17.70	29.28s	30.32s
9	ULTIMATE HUNTER	6	9.6m	17.9m (0)	16.1m (1)	2:17.78	29.10s	30.48s
6	ARE YOU WITH ME	7	10.7m	9.4m (0)	13.4m (0)	2:17.86	29.52s	30.76s
4	SAINT LOUIS BEAT	8	10.9m	0.0m (0)	0.0m (0)	2:17.88	29.20s	31.78s
1	CROSSED LEGS	9	35.5m	5.0m (0)	9.1m (0)	2:19.87	29.52s	33.09s

Finish Position and metres gained

First Arrow shows distance gain/loss from 2nd Qtr to 3rd Qtr, Second Arrow shows distance gain/loss from 3rd Qtr to Finish Blue arrow indicates best gain in these quarters.



8
0
0

Visual positions in race at 2nd Quarter



4
0
0

Visual positions in race at 3rd Quarter



Marburg Race 8 Distance 2200m

Sunday, 8 December 2024

Gross Time: 2:43.80 MileRate: 1:59.80 LeadTime: 43.30s First Qtr: 31.50s Second Qtr: 29.80s Third Qtr: 28.90s Fourth Qtr: 30.30s

DATA TABLE: 800 / 400 Posi's are position from leader and (how wide the horse was at that position)

No	Horse	Plc	Mar	800 Posi	400 Posi	Time	3rd Qtr	4th Qt
2	KISS ON THE BEACH	1	0.0m	0.0m (0)	0.0m (0)	2:43.80	28.90s	30.30s
1	TACTFILLY MIRACLE	2	3.2m	4.5m (0)	4.6m (0)	2:44.05	28.92s	30.21s
9	CAPTAIN FOXTROT	3	5.7m	12.8m (0)	9.5m (0)	2:44.25	28.68s	30.05s
6	ROCKNROLL MAX	4	7.6m	8.4m (0)	7.6m (1)	2:44.40	28.86s	30.34s
5	KEAYANG TARA	5	8.4m	18.4m (0)	14.7m (1)	2:44.47	28.66s	29.89s
8	ROLAMAX	6	11.0m	17.3m (2)	11.4m (2)	2:44.67	28.50s	30.33s
4	WRITE ABOUT ANGUS	7	15.0m	24.0m (1)	17.9m (2)	2:44.99	28.50s	30.17s
3	MUCHO GUAPA	8	45.6m	10.0m (1)	20.1m (1)	2:47.42	29.66s	32.44s
7	ARTISTIC SAINT	9	58.4m	12.8m (2)	25.6m (1)	2:48.43	29.86s	33.05s

Finish Position and metres gained

First Arrow shows distance gain/loss from 2nd Qtr to 3rd Qtr, Second Arrow shows distance gain/loss from 3rd Qtr to Finish
Blue arrow indicates best gain in these quarters.

