

Marburg Race 1 Distance 1850m

Sunday, 1 December 2024

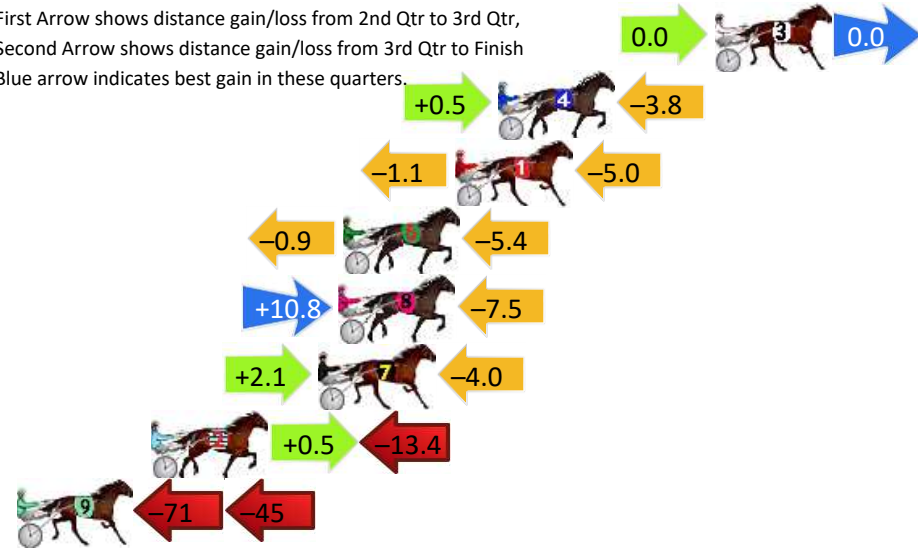
Gross Time: 2:21.30 MileRate: 2:02.90 LeadTime: 17.70s First Qtr: 32.00s Second Qtr: 32.10s Third Qtr: 29.80s Fourth Qtr: 29.70s

DATA TABLE: 800 / 400 Posi's are position from leader and (how wide the horse was at that position)

No	Horse	Plc	Mar	800 Posi	400 Posi	Time	3rd Qtr	4th Qt
3	DOWNTOWN MANHATTAN	1	0.0m	0.0m (0)	0.0m (0)	2:21.30	29.80s	29.70s
4	BAHAMAS MISS	2	8.7m	5.4m (1)	4.9m (1)	2:21.98	29.76s	30.02s
1	WEDDING NIGHT	3	10.4m	4.3m (0)	5.4m (0)	2:22.11	29.88s	30.11s
6	CHANG	4	14.9m	8.6m (0)	9.5m (0)	2:22.46	29.86s	30.16s
8	JANG PEL	5	15.1m	18.4m (1)	7.6m (2)	2:22.48	29.00s	30.32s
7	TAKIDAH	6	15.9m	14.0m (1)	11.9m (2)	2:22.54	29.64s	30.06s
2	LORD DENZEL	7	22.6m	9.7m (1)	9.2m (1)	2:23.06	29.76s	30.78s
9	BUN IN THE OVEN	8	133.1m	17.3m (0)	88.2m (0)	2:31.66	35.04s	33.54s

Finish Position and metres gained

First Arrow shows distance gain/loss from 2nd Qtr to 3rd Qtr, Second Arrow shows distance gain/loss from 3rd Qtr to Finish Blue arrow indicates best gain in these quarters.



8
0
0

Visual positions in race at 2nd Quarter



4
0
0

Visual positions in race at 3rd Quarter



Marburg Race 2 Distance 1850m

Sunday, 1 December 2024

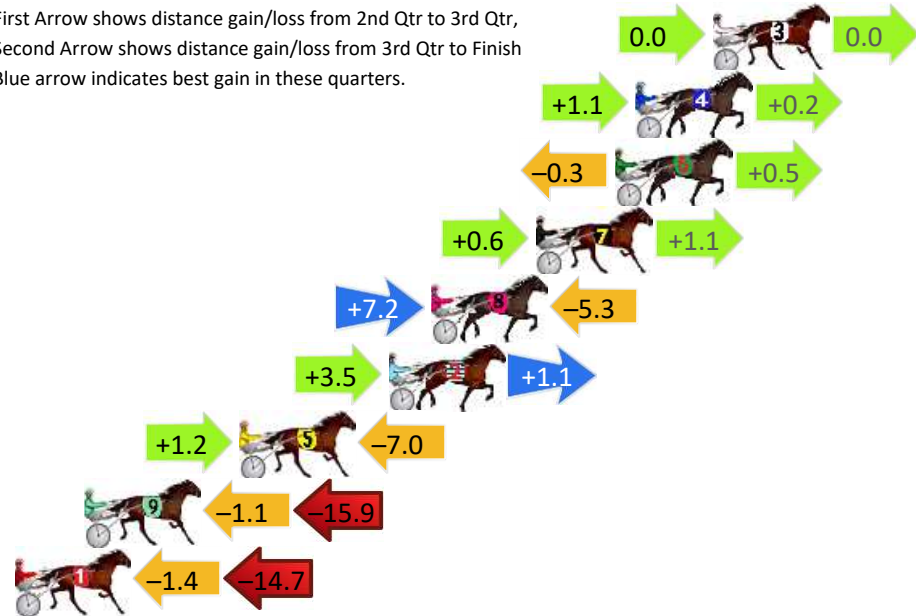
Gross Time: 2:19.60 MileRate: 2:01.50 LeadTime: 16.50s First Qtr: 32.10s Second Qtr: 31.80s Third Qtr: 29.30s Fourth Qtr: 29.90s

DATA TABLE: 800 / 400 Posi's are position from leader and (how wide the horse was at that position)

No	Horse	Plc	Mar	800 Posi	400 Posi	Time	3rd Qtr	4th Qt
3	CROSSED LEGS	1	0.0m	0.0m (0)	0.0m (0)	2:19.60	29.30s	29.90s
4	HIGHVIEW SADLER	2	3.1m	4.4m (1)	3.3m (1)	2:19.84	29.22s	29.90s
6	CONVAIR HUSTLER	3	3.9m	4.1m (0)	4.4m (0)	2:19.91	29.32s	29.89s
7	DOOLITTLE DAZZLER	4	7.1m	8.8m (1)	8.2m (1)	2:20.16	29.26s	29.86s
8	RISKY BUZINESS	5	11.3m	13.2m (1)	6.0m (2)	2:20.49	28.78s	30.35s
2	BABY GINNIE	6	13.0m	17.6m (0)	14.1m (1)	2:20.62	29.06s	29.88s
5	ALWAYS AT NIGHT	7	19.0m	13.2m (0)	12.0m (2)	2:21.09	29.22s	30.51s
9	LEFT TO ROCKNROLL	8	25.2m	8.2m (0)	9.3m (0)	2:21.57	29.38s	31.19s
1	TROUPER JUJON	9	33.7m	17.6m (1)	19.0m (1)	2:22.24	29.42s	31.14s

Finish Position and metres gained

First Arrow shows distance gain/loss from 2nd Qtr to 3rd Qtr,
Second Arrow shows distance gain/loss from 3rd Qtr to Finish
Blue arrow indicates best gain in these quarters.



800

Visual positions in race at 2nd Quarter



400

Visual positions in race at 3rd Quarter



Marburg Race 3 Distance 1850m

Sunday, 1 December 2024


Gross Time: 2:16.20 MileRate: 1:58.50 LeadTime: 16.70s First Qtr: 31.70s Second Qtr: 30.00s Third Qtr: 28.20s Fourth Qtr: 29.60s

DATA TABLE: 800 / 400 Posi's are position from leader and (how wide the horse was at that position)

No	Horse	Plc	Mar	800 Posi	400 Posi	Time	3rd Qtr	4th Qt
6	CLASSIC ARC	1	0.0m	11.4m (1)	10.6m (2)	2:16.20	28.16s	28.84s
3	CALCULATED RISK	2	1.9m	2.3m (1)	2.8m (1)	2:16.35	28.24s	29.55s
2	MISS PAU	3	4.4m	0.0m (0)	0.0m (0)	2:16.54	28.20s	29.94s
5	JIMMY BLING	4	7.6m	9.1m (0)	6.7m (1)	2:16.79	28.04s	29.71s
7	SHES BEWITCHED	5	13.3m	6.9m (1)	5.6m (2)	2:17.23	28.12s	30.23s
8	TOMMY Blich	6	22.3m	16.0m (1)	14.5m (3)	2:17.93	28.12s	30.29s
4	MISTY RULER	7	33.3m	16.0m (0)	16.7m (0)	2:18.78	28.28s	30.98s
1	CHLOES PROMISE	8	35.5m	4.6m (0)	6.7m (0)	2:18.95	28.36s	31.87s

Finish Position and metres gained

First Arrow shows distance gain/loss from 2nd Qtr to 3rd Qtr, Second Arrow shows distance gain/loss from 3rd Qtr to Finish Blue arrow indicates best gain in these quarters.



800

Visual positions in race at 2nd Quarter



400

Visual positions in race at 3rd Quarter



Marburg Race 4 Distance 1850m

Sunday, 1 December 2024

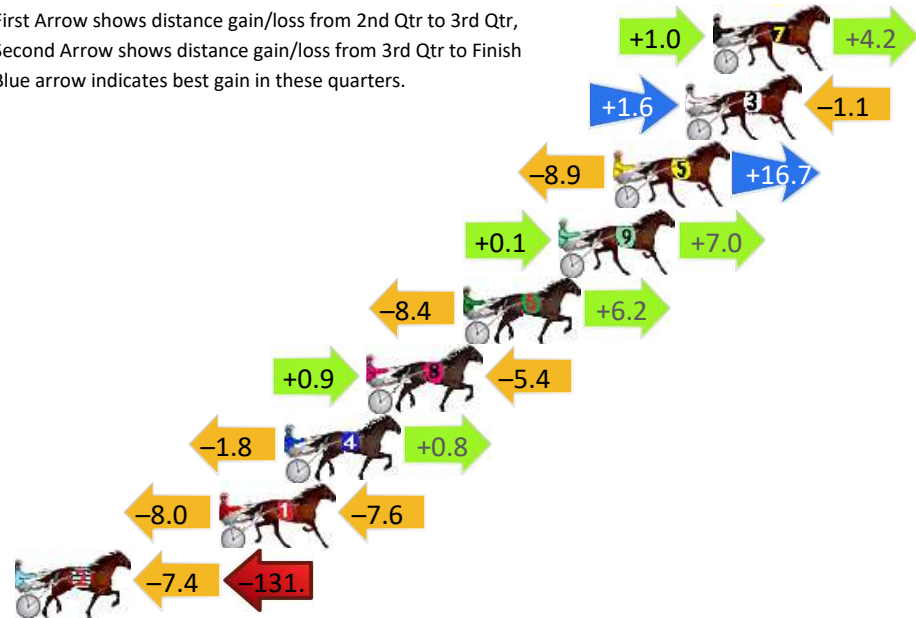
Gross Time: 2:19.10 MileRate: 2:01.00 LeadTime: 16.10s First Qtr: 30.70s Second Qtr: 31.50s Third Qtr: 30.80s Fourth Qtr: 30.00s

DATA TABLE: 800 / 400 Posi's are position from leader and (how wide the horse was at that position)

No	Horse	Plc	Mar	800 Posi	400 Posi	Time	3rd Qtr	4th Qt
7	MY ULTIMATE HESTON	1	0.0m	5.2m (1)	4.2m (1)	2:19.10	30.72s	29.68s
3	STUDLEIGH DARCEY	2	1.1m	1.6m (1)	0.0m (0)	2:19.19	30.68s	30.09s
5	ROCKNROLL DA GAMA	3	4.0m	11.8m (0)	20.7m (1)	2:19.41	31.46s	28.75s
9	NIGHT SHADOW	4	6.2m	13.3m (1)	13.2m (2)	2:19.59	30.78s	29.49s
6	BEYONSKI	5	10.0m	7.8m (0)	16.2m (1)	2:19.89	31.42s	29.57s
8	STARS OF AMERICA	6	13.9m	9.4m (1)	8.5m (1)	2:20.19	30.72s	30.45s
4	MUSTANG DUDE	7	17.2m	16.2m (0)	18.0m (2)	2:20.45	30.92s	29.99s
1	SHE DAZZLES	8	19.8m	4.2m (0)	12.2m (0)	2:20.66	31.40s	30.64s
2	BUSTN FEELZ GOOD	9	138.6m	0.0m (0)	7.4m (0)	2:29.99	31.36s	40.33s

Finish Position and metres gained

First Arrow shows distance gain/loss from 2nd Qtr to 3rd Qtr, Second Arrow shows distance gain/loss from 3rd Qtr to Finish
Blue arrow indicates best gain in these quarters.



800

Visual positions in race at 2nd Quarter



400

Visual positions in race at 3rd Quarter



Marburg Race 5 Distance 1850m

Sunday, 1 December 2024


Gross Time: 2:19.90 MileRate: 2:01.70 LeadTime: 16.50s First Qtr: 32.00s Second Qtr: 30.60s Third Qtr: 29.60s Fourth Qtr: 31.20s

DATA TABLE: 800 / 400 Posi's are position from leader and (how wide the horse was at that position)

No	Horse	Plc	Mar	800 Posi	400 Posi	Time	3rd Qtr	4th Qt
6	THE BLUE WREN	1	0.0m	4.4m (0)	4.2m (0)	2:19.90	29.60s	30.88s
2	ROCCO VARIETY	2	0.5m	0.0m (0)	0.0m (0)	2:19.94	29.60s	31.24s
8	ZED EXPRESS	3	7.0m	8.7m (0)	8.5m (0)	2:20.47	29.60s	31.13s
3	WILLIEWA LIGHTNING	4	8.5m	14.7m (1)	2.7m (2)	2:20.59	28.72s	31.69s
5	WHOS TO BLAME	5	13.9m	2.7m (1)	5.8m (1)	2:21.03	29.84s	31.89s
9	JILLIBY PANDA	6	17.3m	15.8m (0)	15.9m (2)	2:21.31	29.64s	31.41s
7	MOLLIDOR	7	26.9m	19.6m (1)	9.5m (2)	2:22.09	28.88s	32.67s
4	MONTANA ONE	8	37.3m	9.8m (1)	12.7m (1)	2:22.94	29.84s	33.28s

Finish Position and metres gained

First Arrow shows distance gain/loss from 2nd Qtr to 3rd Qtr, Second Arrow shows distance gain/loss from 3rd Qtr to Finish
Blue arrow indicates best gain in these quarters.



800

Visual positions in race at 2nd Quarter



400

Visual positions in race at 3rd Quarter



Marburg Race 6 Distance 1850m

Sunday, 1 December 2024



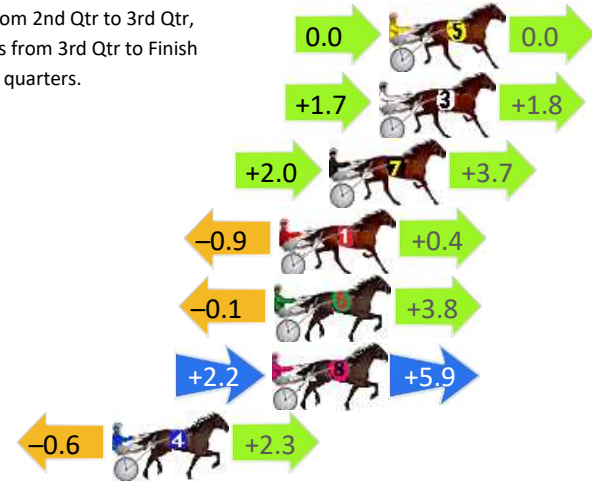
Gross Time: 2:18.50 MileRate: 2:00.50 LeadTime: 16.40s First Qtr: 32.40s Second Qtr: 32.00s Third Qtr: 29.00s Fourth Qtr: 28.70s

DATA TABLE: 800 / 400 Posi's are position from leader and (how wide the horse was at that position)

No	Horse	Plc	Mar	800 Posi	400 Posi	Time	3rd Qtr	4th Qt
5	ONE LAST ROLL	1	0.0m	0.0m (0)	0.0m (0)	2:18.50	29.00s	28.70s
3	DOOLITTLE DOOZZIE	2	0.4m	3.9m (1)	2.2m (1)	2:18.53	28.88s	28.57s
7	AUNTY FRANCES	3	2.4m	8.1m (1)	6.1m (1)	2:18.68	28.86s	28.44s
1	OUR DOLLY	4	4.4m	3.9m (0)	4.8m (0)	2:18.83	29.06s	28.69s
6	ROSEANNE RUBY	5	4.6m	8.3m (0)	8.4m (0)	2:18.85	29.00s	28.45s
8	SHADYS DELIGHT	6	4.7m	12.8m (1)	10.6m (1)	2:18.85	28.84s	28.29s
4	CHEDDAR MADE BETA	7	11.1m	12.8m (0)	13.4m (0)	2:19.34	29.04s	28.58s

Finish Position and metres gained

First Arrow shows distance gain/loss from 2nd Qtr to 3rd Qtr,
Second Arrow shows distance gain/loss from 3rd Qtr to Finish
Blue arrow indicates best gain in these quarters.



Marburg Race 7 Distance 1850m

Sunday, 1 December 2024

Gross Time: 2:16.50 MileRate: 1:58.70 LeadTime: 15.40s First Qtr: 30.50s Second Qtr: 31.40s Third Qtr: 29.80s Fourth Qtr: 29.40s

DATA TABLE: 800 / 400 Posi's are position from leader and (how wide the horse was at that position)

NoHorse	Plc	Mar	800 Posi	400 Posi	Time	3rd Qtr	4th Qt
1 MUCHO GUAPA	1	0.0m	0.0m (0)	0.0m (0)	2:16.50	29.80s	29.40s
9 SIR BOSTON	2	0.4m	11.9m (1)	4.9m (2)	2:16.53	29.28s	29.07s
7 LULU LUCIFER	3	4.2m	7.8m (1)	8.2m (1)	2:16.82	29.82s	29.12s
8 ROLAMAX	4	5.3m	12.4m (0)	14.1m (2)	2:16.91	29.92s	28.77s
2 TACTFILLY MIRACLE	5	5.5m	4.3m (0)	4.4m (0)	2:16.92	29.80s	29.50s
6 KEAYANG TARA	6	6.7m	8.1m (0)	8.2m (0)	2:17.02	29.80s	29.32s
4 WRITE ABOUT ANGUS	7	8.3m	16.7m (1)	9.8m (2)	2:17.14	29.28s	29.32s
5 TRAVLININSTYLE	8	16.0m	16.7m (0)	13.6m (0)	2:17.73	29.56s	29.63s
3 KISS ON THE BEACH	9	16.4m	3.8m (1)	3.3m (1)	2:17.76	29.76s	30.42s

Finish Position and metres gained

First Arrow shows distance gain/loss from 2nd Qtr to 3rd Qtr, Second Arrow shows distance gain/loss from 3rd Qtr to Finish
Blue arrow indicates best gain in these quarters.

