

Marburg Race 1 Distance 1850m

Tuesday, 19 November 2024



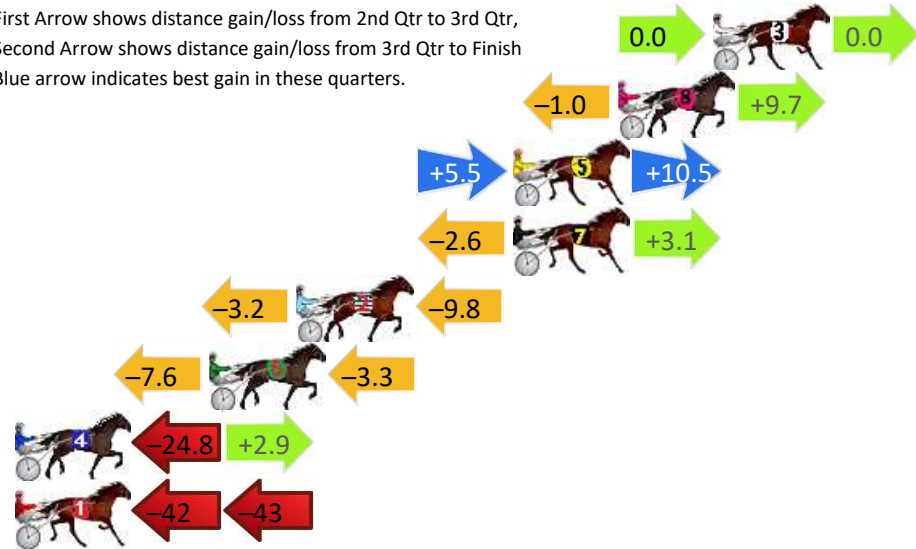
Gross Time: 2:20.50 MileRate: 2:02.20 LeadTime: 17.30s First Qtr: 31.50s Second Qtr: 30.90s Third Qtr: 30.20s Fourth Qtr: 30.60s

DATA TABLE: 800 / 400 Posi's are position from leader and (how wide the horse was at that position)

No	Horse	Plc	Mar	800 Posi	400 Posi	Time	3rd Qtr	4th Qt
3	SOMEONES WATCHING	1	0.0m	0.0m (0)	0.0m (0)	2:20.50	30.20s	30.60s
8	MY ULTIMATE HESTON	2	3.8m	12.5m (1)	13.5m (2)	2:20.80	30.28s	29.88s
5	SHE DAZZLES	3	8.0m	24.0m (1)	18.5m (1)	2:21.14	29.80s	29.84s
7	WESTRAY	4	8.0m	8.5m (1)	11.1m (1)	2:21.14	30.40s	30.40s
2	MOLLIDOR	5	16.7m	3.7m (1)	6.9m (0)	2:21.84	30.44s	31.42s
6	OLD ENGLISH	6	20.2m	9.3m (0)	16.9m (0)	2:22.12	30.78s	30.94s
4	DOWNTOWN MANHATTAN	7	41.6m	19.7m (1)	44.5m (1)	2:23.83	32.08s	30.57s
1	SPLIT EAR	8	88.5m	4.8m (0)	46.1m (0)	2:27.59	33.32s	34.21s

Finish Position and metres gained

First Arrow shows distance gain/loss from 2nd Qtr to 3rd Qtr, Second Arrow shows distance gain/loss from 3rd Qtr to Finish
Blue arrow indicates best gain in these quarters.





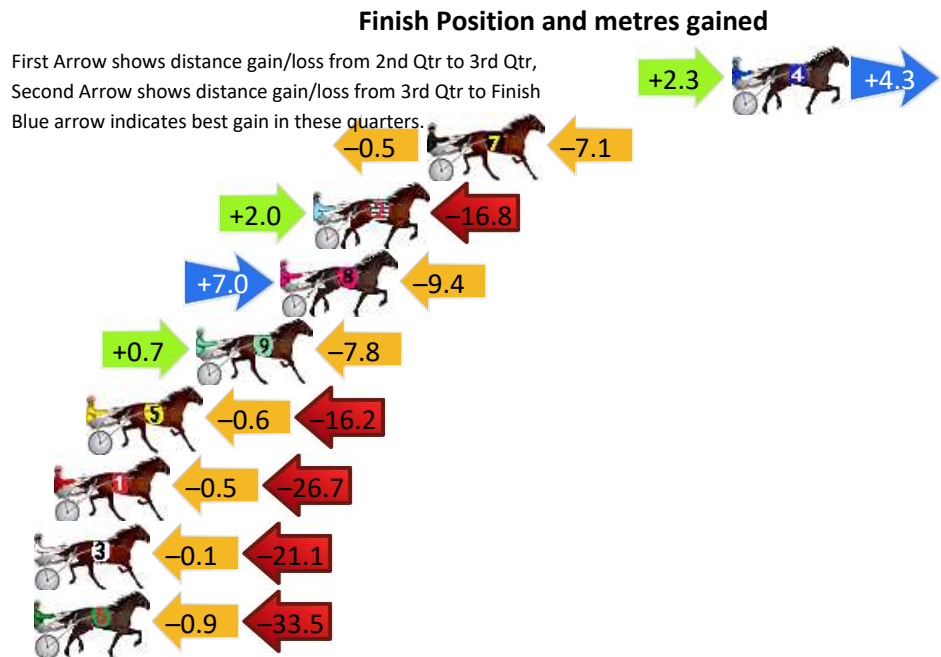
Marburg Race 2 Distance 1850m

Tuesday, 19 November 2024

Gross Time: 2:23.00 MileRate: 2:04.40 LeadTime: 16.60s First Qtr: 30.80s Second Qtr: 32.30s Third Qtr: 31.80s Fourth Qtr: 31.50s

DATA TABLE: 800 / 400 Posi's are position from leader and (how wide the horse was at that position)

NoHorse	Plc	Mar	800 Posi	400 Posi	Time	3rd Qtr	4th Qt
4 TAKIDAH	1	0.0m	6.6m (1)	4.3m (1)	2:23.00	31.62s	31.16s
7 LEFT TO ROCKNROLL	2	12.2m	4.6m (0)	5.1m (0)	2:24.00	31.84s	32.10s
2 MY GIRL BLAZE	3	16.8m	2.0m (1)	0.0m (1)	2:24.38	31.64s	32.88s
8 CROSSED LEGS	4	18.1m	15.7m (2)	8.7m (3)	2:24.49	31.24s	32.31s
9 MANY DELIGHTS	5	21.5m	14.4m (0)	13.7m (0)	2:24.77	31.74s	32.19s
5 LORD DENZEL	6	25.9m	9.1m (0)	9.7m (0)	2:25.13	31.84s	32.87s
1 WEDDING NIGHT	7	27.2m	0.0m (0)	0.5m (0)	2:25.24	31.84s	33.70s
3 DONT YOUBE NAUGHTY	8	32.3m	11.1m (1)	11.2m (1)	2:25.66	31.80s	33.28s
6 BUN IN THE OVEN	9	45.5m	11.1m (2)	12.0m (2)	2:26.75	31.86s	34.31s



Marburg Race 3 Distance 1850m

Tuesday, 19 November 2024


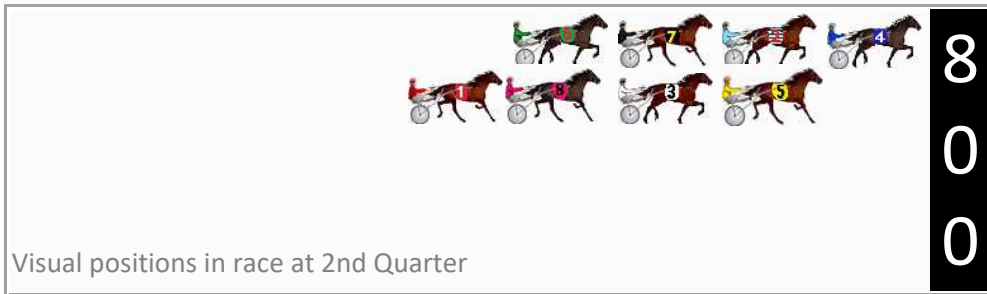
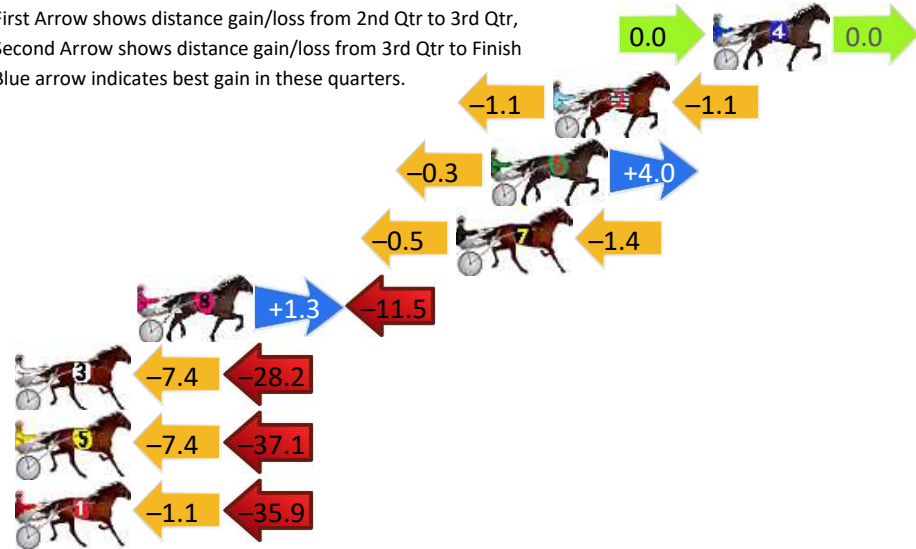
Gross Time: 2:20.20 MileRate: 2:02.00 LeadTime: 16.70s First Qtr: 31.60s Second Qtr: 30.70s Third Qtr: 31.00s Fourth Qtr: 30.20s

DATA TABLE: 800 / 400 Posi's are position from leader and (how wide the horse was at that position)

No	Horse	Plc	Mar	800 Posi	400 Posi	Time	3rd Qtr	4th Qt
4	ROSEANNE RUBY	1	0.0m	0.0m (0)	0.0m (0)	2:20.20	31.00s	30.20s
2	SHAKATIE	2	6.4m	4.2m (0)	5.3m (0)	2:20.71	31.08s	30.31s
6	BEYONSKI	3	8.9m	12.6m (0)	12.9m (0)	2:20.90	31.02s	29.92s
7	ROCKNROLL DA GAMA	4	10.3m	8.4m (0)	8.9m (0)	2:21.01	31.04s	30.33s
8	GHOST TRAIN	5	23.1m	12.9m (1)	11.6m (2)	2:22.03	30.90s	31.15s
3	JANG PEL	6	44.0m	8.4m (1)	15.8m (1)	2:23.68	31.56s	32.48s
5	BUSTN FEELZ GOOD	7	48.7m	4.2m (1)	11.6m (1)	2:24.05	31.56s	33.17s
1	COLETTE	8	53.8m	16.8m (1)	17.9m (2)	2:24.45	31.08s	33.09s

Finish Position and metres gained

First Arrow shows distance gain/loss from 2nd Qtr to 3rd Qtr, Second Arrow shows distance gain/loss from 3rd Qtr to Finish
Blue arrow indicates best gain in these quarters.



Marburg Race 4 Distance 1850m

Tuesday, 19 November 2024

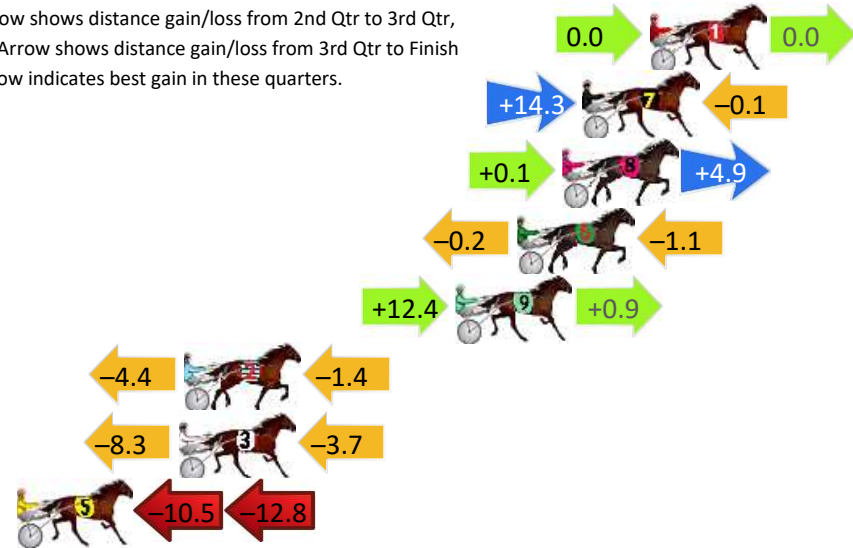
Gross Time: 2:19.40 MileRate: 2:01.20 LeadTime: 16.20s First Qtr: 30.70s Second Qtr: 31.10s Third Qtr: 30.50s Fourth Qtr: 30.90s

DATA TABLE: 800 / 400 Posi's are position from leader and (how wide the horse was at that position)

No	Horse	Plc	Mar	800 Posi	400 Posi	Time	3rd Qtr	4th Qt
1	MISS PAU	1	0.0m	0.0m (0)	0.0m (0)	2:19.40	30.50s	30.90s
7	ALTANA BLUE	2	2.7m	16.9m (1)	2.6m (1)	2:19.62	29.42s	30.92s
8	STRUTTY	3	3.5m	8.5m (0)	8.4m (0)	2:19.68	30.50s	30.54s
6	ROYAL PRINCESS	4	5.3m	4.0m (0)	4.2m (0)	2:19.83	30.52s	31.01s
9	ROYAL STUDLEIGH	5	7.8m	21.1m (1)	8.7m (1)	2:20.03	29.56s	30.87s
2	HES REGAL	6	18.7m	12.9m (1)	17.3m (2)	2:20.91	30.84s	31.09s
3	BETTING BARON	7	18.9m	6.9m (1)	15.2m (1)	2:20.93	31.14s	31.27s
5	MEGA STAR	8	25.4m	2.1m (1)	12.6m (0)	2:21.45	31.30s	31.99s

Finish Position and metres gained

First Arrow shows distance gain/loss from 2nd Qtr to 3rd Qtr, Second Arrow shows distance gain/loss from 3rd Qtr to Finish
Blue arrow indicates best gain in these quarters.



8
0
0

Visual positions in race at 2nd Quarter



4
0
0

Visual positions in race at 3rd Quarter



Marburg Race 5 Distance 1850m

Tuesday, 19 November 2024



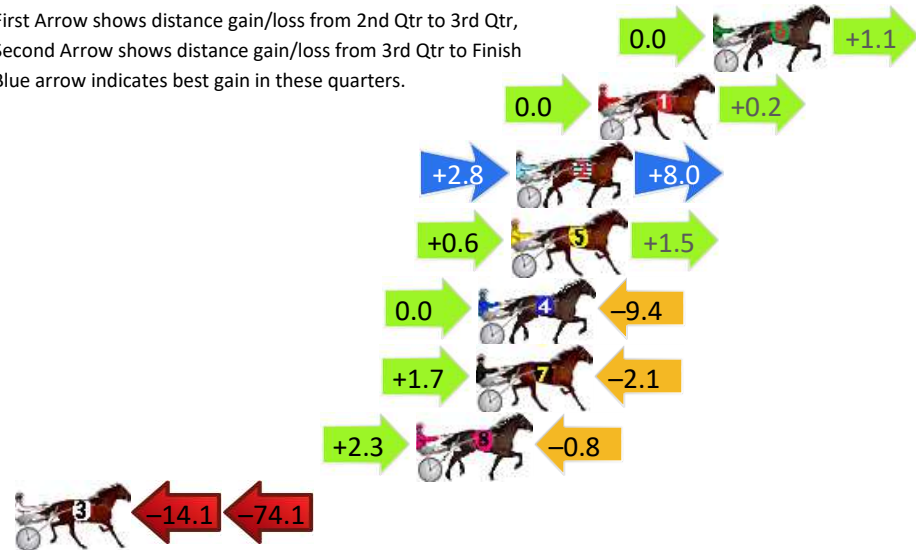
Gross Time: 2:21.90 MileRate: 2:03.40 LeadTime: 16.60s First Qtr: 31.70s Second Qtr: 32.90s Third Qtr: 30.10s Fourth Qtr: 30.60s

DATA TABLE: 800 / 400 Posi's are position from leader and (how wide the horse was at that position)

No	Horse	Plc	Mar	800 Posi	400 Posi	Time	3rd Qtr	4th Qt
6	MY ULTIMATE LOUIE	1	0.0m	1.1m (1)	1.1m (1)	2:21.90	30.10s	30.52s
1	ZED EXPRESS	2	4.6m	4.8m (0)	4.8m (0)	2:22.27	30.10s	30.61s
2	STUDLEIGH DARCEY	3	7.9m	18.7m (1)	15.9m (1)	2:22.53	29.90s	30.03s
5	THE CROM	4	8.1m	10.2m (0)	9.6m (0)	2:22.55	30.06s	30.53s
4	DOC HARVEY	5	9.4m	0.0m (0)	0.0m (0)	2:22.65	30.10s	31.35s
7	CONVAIR HUSTLER	6	9.5m	9.1m (1)	7.4m (1)	2:22.66	29.98s	30.80s
8	COBBLER LANE	7	11.9m	13.4m (1)	11.1m (2)	2:22.85	29.94s	30.71s
3	BAHAMAS MISS	8	221.8m	133.6m (0)	147.7m (0)	2:39.66	31.24s	37.22s

Finish Position and metres gained

First Arrow shows distance gain/loss from 2nd Qtr to 3rd Qtr,
Second Arrow shows distance gain/loss from 3rd Qtr to Finish
Blue arrow indicates best gain in these quarters.



Marburg Race 6 Distance 1850m

Tuesday, 19 November 2024

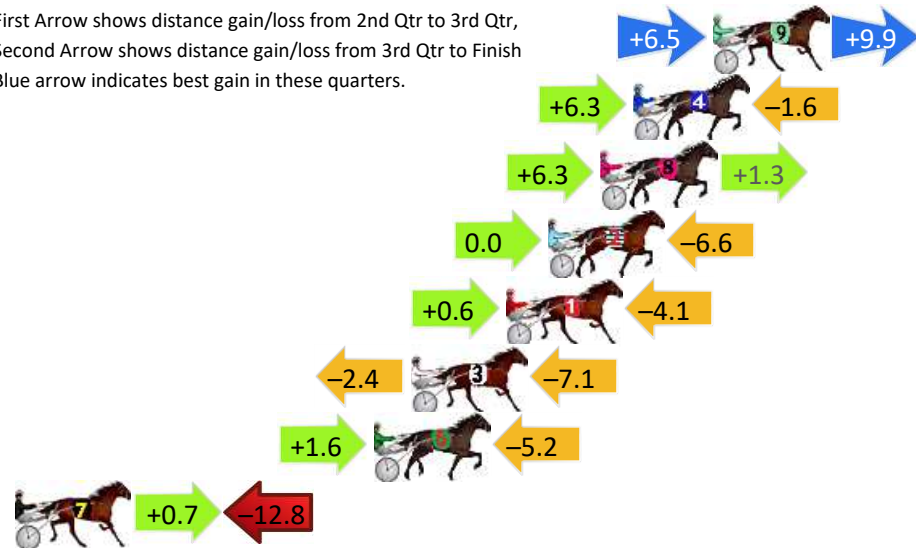
Gross Time: 2:20.80 MileRate: 2:02.40 LeadTime: 16.30s First Qtr: 31.60s Second Qtr: 31.30s Third Qtr: 30.50s Fourth Qtr: 31.10s

DATA TABLE: 800 / 400 Posi's are position from leader and (how wide the horse was at that position)

NoHorse	Plc	Mar	800 Posi	400 Posi	Time	3rd Qtr	4th Qt
9 TEACHERS PET	1	0.0m	16.4m (1)	9.9m (2)	2:20.80	30.02s	30.34s
4 MELTON INSULTED	2	3.2m	7.9m (1)	1.6m (2)	2:21.06	30.02s	31.24s
8 ONE LAST ROLL	3	4.5m	12.1m (1)	5.8m (2)	2:21.17	30.02s	31.03s
2 ROCCO VARIETY	4	6.6m	0.0m (0)	0.0m (0)	2:21.34	30.50s	31.64s
1 FANCY LIKE BARBIE	5	8.3m	4.8m (0)	4.2m (0)	2:21.47	30.46s	31.45s
3 SUBTLE CHAY	6	12.1m	2.6m (1)	5.0m (1)	2:21.78	30.68s	31.70s
6 CRIME TIME	7	13.6m	10.0m (0)	8.4m (0)	2:21.91	30.38s	31.57s
7 HOIHO	8	29.5m	17.4m (0)	16.7m (0)	2:23.20	30.46s	32.22s

Finish Position and metres gained

First Arrow shows distance gain/loss from 2nd Qtr to 3rd Qtr, Second Arrow shows distance gain/loss from 3rd Qtr to Finish Blue arrow indicates best gain in these quarters.



800

Visual positions in race at 2nd Quarter



400

Visual positions in race at 3rd Quarter



Marburg Race 7 Distance 1850m

Tuesday, 19 November 2024

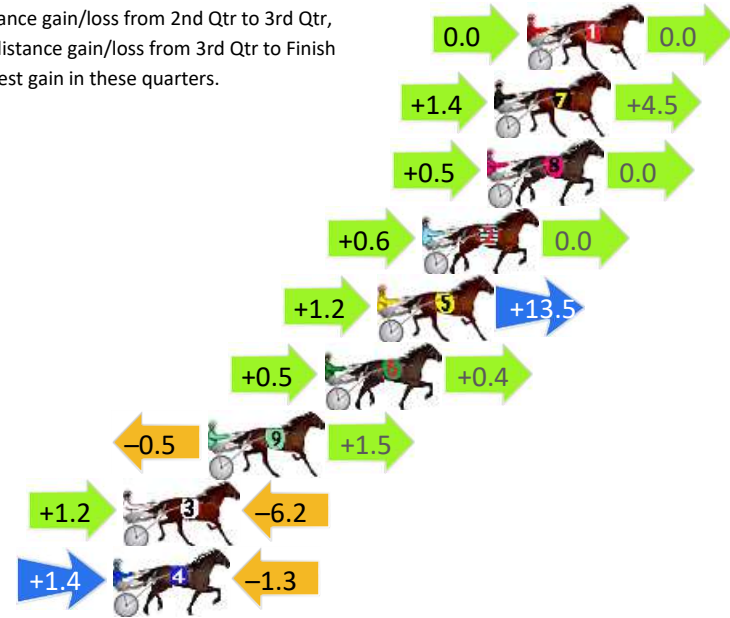
Gross Time: 2:19.80 MileRate: 2:01.60 LeadTime: 16.30s First Qtr: 31.30s Second Qtr: 31.20s Third Qtr: 30.30s Fourth Qtr: 30.70s

DATA TABLE: 800 / 400 Posi's are position from leader and (how wide the horse was at that position)

No	Horse	Plc	Mar	800 Posi	400 Posi	Time	3rd Qtr	4th Qt
1	ROCKTIME	1	0.0m	0.0m (0)	0.0m (0)	2:19.80	30.30s	30.70s
7	LULU LUCIFER	2	1.3m	7.2m (1)	5.8m (1)	2:19.90	30.20s	30.36s
8	BLING THE LUCK	3	1.6m	2.1m (1)	1.6m (1)	2:19.93	30.26s	30.71s
2	MISTER DELWIN	4	4.2m	4.8m (0)	4.2m (0)	2:20.14	30.26s	30.72s
5	SPLASHNDASH	5	6.0m	20.7m (1)	19.5m (1)	2:20.28	30.22s	29.70s
6	SPORTING TRISTAR	6	8.1m	9.0m (0)	8.5m (0)	2:20.45	30.26s	30.71s
9	ARTISTIC SAINT	7	12.8m	13.8m (0)	14.3m (0)	2:20.83	30.34s	30.65s
3	LITTLEMICKEY	8	16.2m	11.2m (1)	10.0m (1)	2:21.10	30.22s	31.24s
4	SHADYS DELIGHT	9	16.6m	16.7m (1)	15.3m (1)	2:21.13	30.20s	30.87s

Finish Position and metres gained

First Arrow shows distance gain/loss from 2nd Qtr to 3rd Qtr,
Second Arrow shows distance gain/loss from 3rd Qtr to Finish
Blue arrow indicates best gain in these quarters.



800

Visual positions in race at 2nd Quarter



400

Visual positions in race at 3rd Quarter



Marburg Race 8 Distance 1850m

Tuesday, 19 November 2024


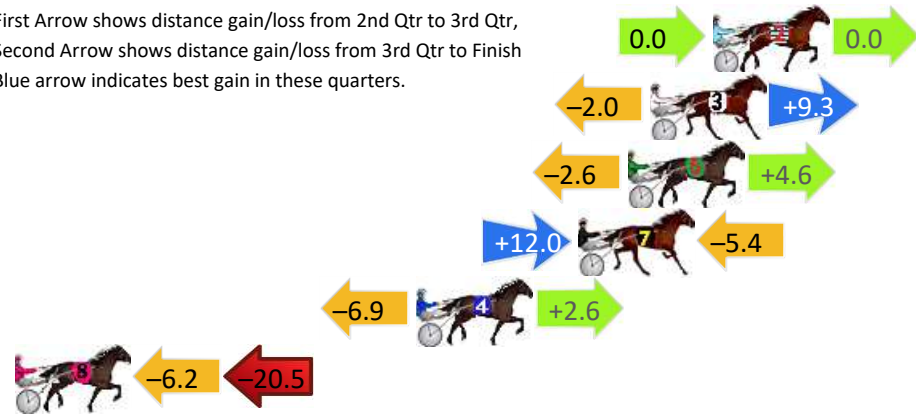
Gross Time: 2:20.40 MileRate: 2:02.20 LeadTime: 17.40s First Qtr: 31.70s Second Qtr: 31.20s Third Qtr: 29.60s Fourth Qtr: 30.50s

DATA TABLE: 800 / 400 Posi's are position from leader and (how wide the horse was at that position)


NoHorse	Plc	Mar	800 Posi	400 Posi	Time	3rd Qtr	4th Qt
2 FORGIVE ME	1	0.0m	0.0m (0)	0.0m (0)	2:20.40	29.60s	30.50s
3 KEAYANG TARA	2	2.5m	9.8m (0)	11.8m (1)	2:20.60	29.76s	29.82s
6 MUCHO GUAPA	3	3.4m	5.4m (0)	8.0m (0)	2:20.67	29.80s	30.17s
7 SIR BOSTON	4	5.4m	12.0m (1)	0.0m (1)	2:20.83	28.72s	30.93s
4 KISS ON THE BEACH	5	11.9m	7.6m (1)	14.5m (2)	2:21.35	30.12s	30.37s
8 ROCKNROLL MAX	6	42.5m	15.8m (1)	22.0m (1)	2:23.79	30.08s	32.25s

Finish Position and metres gained

First Arrow shows distance gain/loss from 2nd Qtr to 3rd Qtr,
Second Arrow shows distance gain/loss from 3rd Qtr to Finish
Blue arrow indicates best gain in these quarters.



Visual positions in race at 2nd Quarter



Visual positions in race at 3rd Quarter

