

# Marburg Race 1 Distance 1850m

Thursday, 14 November 2024



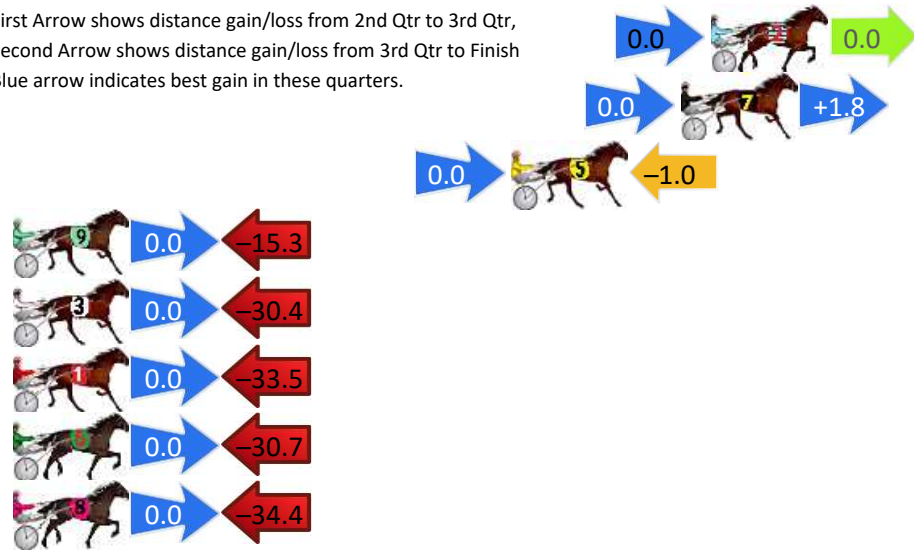
Gross Time: 2:19.10 MileRate: 2:01.00 LeadTime: 15.90s First Qtr: 31.90s Second Qtr: 31.90s Third Qtr: 29.60s Fourth Qtr: 29.80s

DATA TABLE: 800 / 400 Posi's are position from leader and (how wide the horse was at that position)

No	Horse	Plc	Mar	800 Posi	400 Posi	Time	3rd Qtr	4th Qt
2	BETTY BEST SHOT	1	0.0m	0.0m (0)	0.0m (0)	2:19.10	29.60s	29.80s
7	RISSOLES	2	1.2m	3.0m (1)	3.0m (1)	2:19.19	29.60s	29.67s
5	MAYWYNS ACE	3	8.0m	7.0m (1)	7.0m (1)	2:19.72	29.60s	29.87s
9	MAC WARRA	4	30.3m	15.0m (1)	15.0m (1)	2:21.47	29.60s	30.93s
3	CHANGE IS GOLDEN	5	34.4m	4.0m (0)	4.0m (0)	2:21.79	29.59s	32.05s
1	KEAYANG AVA	6	41.5m	8.0m (0)	8.0m (0)	2:22.34	29.59s	32.28s
6	ALLSHECANBE	7	42.7m	12.0m (0)	12.0m (0)	2:22.43	29.59s	32.07s
8	TRUSTFULL	8	45.4m	11.0m (1)	11.0m (1)	2:22.64	29.59s	32.35s

## Finish Position and metres gained

First Arrow shows distance gain/loss from 2nd Qtr to 3rd Qtr, Second Arrow shows distance gain/loss from 3rd Qtr to Finish Blue arrow indicates best gain in these quarters.



# Marburg Race 2 Distance 1850m

Thursday, 14 November 2024

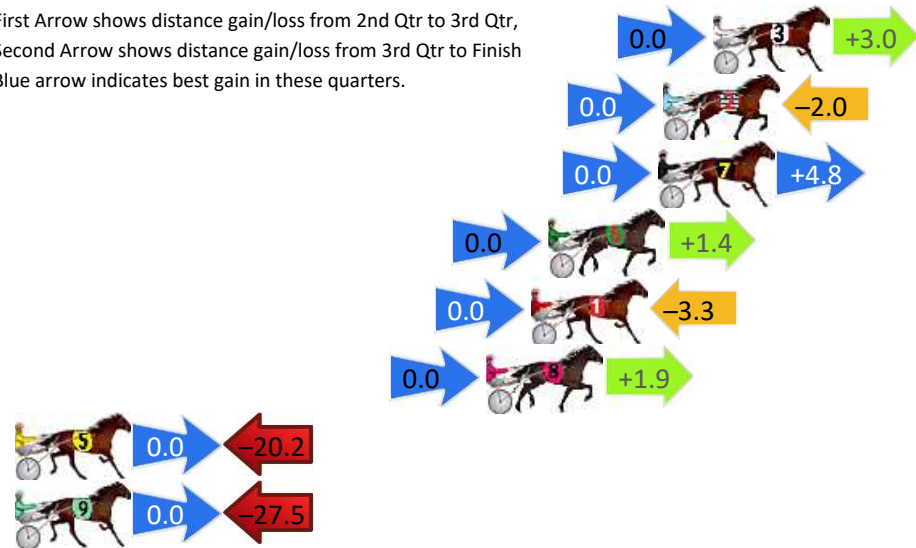
Gross Time: 2:17.70 MileRate: 1:59.80 LeadTime: 16.40s First Qtr: 31.10s Second Qtr: 30.70s Third Qtr: 29.30s Fourth Qtr: 30.20s

DATA TABLE: 800 / 400 Posi's are position from leader and (how wide the horse was at that position)

NoHorse	Plc	Mar	800 Posi	400 Posi	Time	3rd Qtr	4th Qt
3 VICTREE BUSTA	1	0.0m	3.0m (1)	3.0m (1)	2:17.70	29.30s	29.97s
2 IMA BALLERINA	2	2.0m	0.0m (0)	0.0m (0)	2:17.86	29.30s	30.35s
7 DIGBY JOY	3	2.2m	7.0m (1)	7.0m (1)	2:17.87	29.31s	29.84s
6 BOLD PERSONALITY	4	6.6m	8.0m (0)	8.0m (0)	2:18.22	29.30s	30.09s
1 ALWAYSMISSINGYOU	5	7.3m	4.0m (0)	4.0m (0)	2:18.28	29.30s	30.45s
8 KEAYANG LACEY	6	9.1m	11.0m (1)	11.0m (1)	2:18.42	29.30s	30.06s
5 TWO BOB JAZ	7	35.2m	15.0m (1)	15.0m (1)	2:20.48	29.28s	31.72s
9 STONES	8	39.5m	12.0m (0)	12.0m (0)	2:20.82	29.27s	32.26s

## Finish Position and metres gained

First Arrow shows distance gain/loss from 2nd Qtr to 3rd Qtr, Second Arrow shows distance gain/loss from 3rd Qtr to Finish Blue arrow indicates best gain in these quarters.



800

Visual positions in race at 2nd Quarter



400

Visual positions in race at 3rd Quarter



# Marburg Race 3 Distance 2200m

Thursday, 14 November 2024

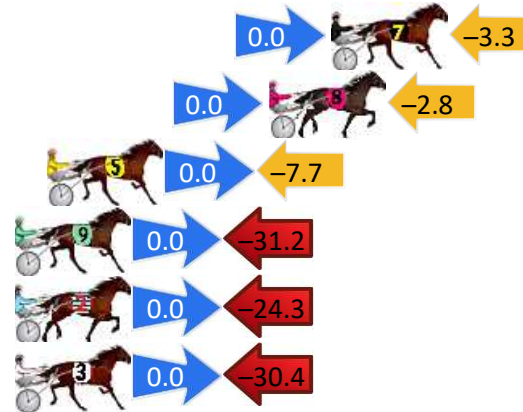
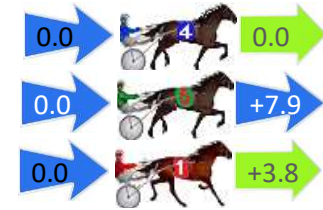
Gross Time: 2:46.10 MileRate: 2:01.50 LeadTime: 44.50s First Qtr: 31.70s Second Qtr: 31.70s Third Qtr: 29.20s Fourth Qtr: 29.00s

DATA TABLE: 800 / 400 Posi's are position from leader and (how wide the horse was at that position)

No	Horse	Plc	Mar	800 Posi	400 Posi	Time	3rd Qtr	4th Qt
4	OUR LITTLE SKIPPER	1	0.0m	0.0m (0)	0.0m (0)	2:46.10	29.20s	29.00s
6	MAJORMISS	2	0.1m	8.0m (0)	8.0m (0)	2:46.11	29.20s	28.43s
1	SARIE MARAIS	3	0.2m	4.0m (0)	4.0m (0)	2:46.12	29.20s	28.73s
7	TULHURST SMOOCHER	4	15.3m	12.0m (0)	12.0m (0)	2:47.26	29.20s	29.24s
8	SHE OWNS THE DAY	5	17.8m	15.0m (1)	15.0m (2)	2:47.45	29.20s	29.20s
5	CHARLEVOIX	6	26.7m	19.0m (1)	19.0m (2)	2:48.13	29.20s	29.56s
9	MAMMALS DESTINY	7	34.2m	3.0m (1)	3.0m (1)	2:48.70	29.21s	31.25s
2	TROUPER JUJON	8	35.3m	11.0m (1)	11.0m (1)	2:48.79	29.21s	30.75s
3	BABY GINNIE	9	37.4m	7.0m (1)	7.0m (1)	2:48.95	29.21s	31.19s

## Finish Position and metres gained

First Arrow shows distance gain/loss from 2nd Qtr to 3rd Qtr, Second Arrow shows distance gain/loss from 3rd Qtr to Finish  
Blue arrow indicates best gain in these quarters.



800

Visual positions in race at 2nd Quarter



400

Visual positions in race at 3rd Quarter



Sectional Analysis Software  
Not just form | Free Trial



RISE Digital, Harness Racing Australia nor the provider accepts any responsibility for the completeness or accuracy of any of the information contained herein, and makes no representations about its suitability for any particular purpose. Users should make their own judgements about those matters and/or seek independent advice. You assume all risks associated with use of data provided on this page

[www.facebook.com/PJHarnessRacing](http://www.facebook.com/PJHarnessRacing)

# Marburg Race 4 Distance 1850m

Thursday, 14 November 2024



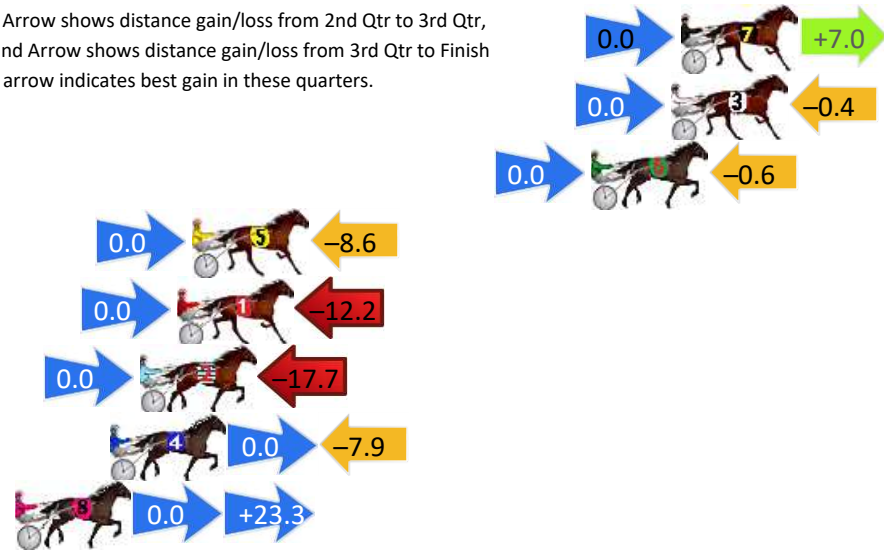
Gross Time: 2:18.00 MileRate: 2:00.10 LeadTime: 16.30s First Qtr: 31.90s Second Qtr: 31.90s Third Qtr: 28.50s Fourth Qtr: 29.40s

DATA TABLE: 800 / 400 Posi's are position from leader and (how wide the horse was at that position)

No	Horse	Plc	Mar	800 Posi	400 Posi	Time	3rd Qtr	4th Qt
7	ASCOT ANNIE	1	0.0m	7.0m (1)	7.0m (1)	2:18.00	28.51s	28.89s
3	SINGER SNAP	2	0.4m	0.0m (0)	0.0m (0)	2:18.03	28.50s	29.43s
6	TEAM SPORT	3	3.6m	3.0m (1)	3.0m (1)	2:18.28	28.50s	29.44s
5	WHOS TO BLAME	4	19.6m	11.0m (1)	11.0m (1)	2:19.51	28.49s	30.03s
1	TUFFY	5	20.2m	8.0m (0)	8.0m (0)	2:19.56	28.49s	30.29s
2	MONTANA ONE	6	21.7m	4.0m (0)	4.0m (0)	2:19.67	28.48s	30.69s
4	ENZED FLYER	7	22.9m	15.0m (1)	15.0m (1)	2:19.77	28.49s	29.98s
8	NORTEENASH	8	26.7m	50.0m (0)	50.0m (0)	2:20.06	28.53s	27.70s

## Finish Position and metres gained

First Arrow shows distance gain/loss from 2nd Qtr to 3rd Qtr, Second Arrow shows distance gain/loss from 3rd Qtr to Finish. Blue arrow indicates best gain in these quarters.



# Marburg Race 5 Distance 2200m

Thursday, 14 November 2024

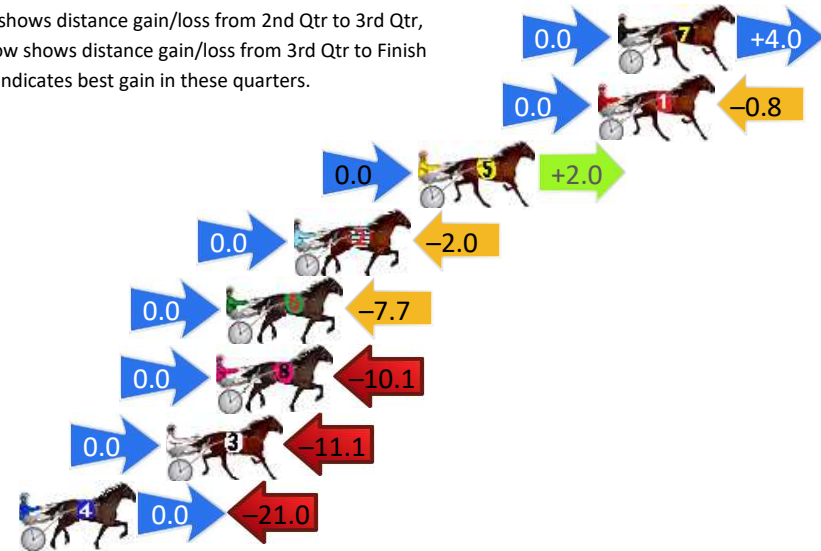
Gross Time: 2:47.20 MileRate: 2:02.30 LeadTime: 45.50s First Qtr: 31.50s Second Qtr: 31.10s Third Qtr: 28.90s Fourth Qtr: 30.20s

DATA TABLE: 800 / 400 Posi's are position from leader and (how wide the horse was at that position)

No	Horse	Plc	Mar	800 Posi	400 Posi	Time	3rd Qtr	4th Qt
7	ROCKTIME	1	0.0m	4.0m (0)	4.0m (0)	2:47.20	28.91s	29.90s
1	GETALOADATHISBRO	2	0.8m	0.0m (0)	0.0m (0)	2:47.26	28.90s	30.26s
5	MONTEREY JACK	3	8.0m	10.0m (2)	10.0m (2)	2:47.83	28.90s	30.05s
2	NUCLEAR BLING	4	13.0m	11.0m (1)	11.0m (1)	2:48.23	28.90s	30.35s
6	CHEDDAR MADE BETA	5	15.7m	8.0m (0)	8.0m (0)	2:48.44	28.89s	30.78s
8	TULHURST CUDDLES	6	16.1m	6.0m (2)	6.0m (2)	2:48.47	28.88s	30.96s
3	MY SECRET BEACH	7	18.1m	7.0m (1)	7.0m (1)	2:48.63	28.88s	31.03s
4	DASHNDOT	8	24.0m	3.0m (1)	3.0m (1)	2:49.10	28.87s	31.78s

## Finish Position and metres gained

First Arrow shows distance gain/loss from 2nd Qtr to 3rd Qtr, Second Arrow shows distance gain/loss from 3rd Qtr to Finish Blue arrow indicates best gain in these quarters.



8  
0  
0

Visual positions in race at 2nd Quarter



4  
0  
0

Visual positions in race at 3rd Quarter

