

Marburg Race 1 Distance 1850m

Tuesday, 12 November 2024

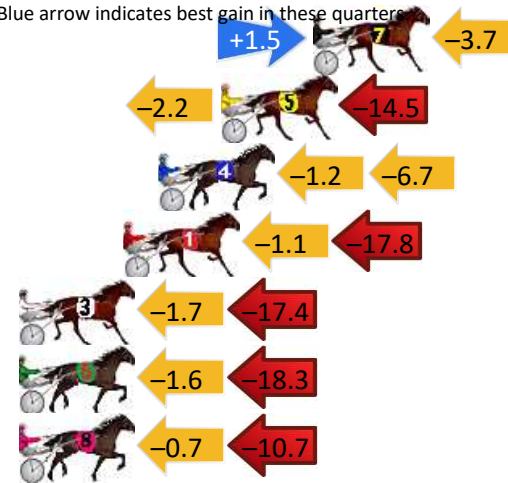
Gross Time: 2:20.30 MileRate: 2:02.00 LeadTime: 17.30s First Qtr: 31.90s Second Qtr: 31.70s Third Qtr: 29.90s Fourth Qtr: 29.50s

DATA TABLE: 800 / 400 Posi's are position from leader and (how wide the horse was at that position)

No	Horse	Plc	Mar	800 Posi	400 Posi	Time	3rd Qtr	4th Qt
2	ALWAYS AT NIGHT	1	0.0m	0.0m (0)	0.0m (0)	2:20.30	29.90s	29.50s
7	MUSTANG DUDE	2	16.2m	14.0m (1)	12.5m (2)	2:21.55	29.78s	29.83s
5	JANG PEL	3	19.9m	3.2m (1)	5.4m (1)	2:21.84	30.06s	30.64s
4	MOLLIDOR	4	22.4m	14.5m (0)	15.7m (1)	2:22.03	29.98s	30.07s
1	WEDDING NIGHT	5	23.8m	4.9m (0)	6.0m (0)	2:22.14	29.98s	30.90s
3	DONT YOUBE NAUGHTY	6	28.8m	9.7m (1)	11.4m (1)	2:22.53	30.02s	30.89s
6	LEFT TO ROCKNROLL	7	29.1m	9.2m (0)	10.8m (0)	2:22.55	30.02s	30.95s
8	MANY DELIGHTS	8	29.7m	18.3m (1)	19.0m (2)	2:22.60	29.94s	30.40s

Finish Position and metres gained

First Arrow shows distance gain/loss from 2nd Qtr to 3rd Qtr, Second Arrow shows distance gain/loss from 3rd Qtr to Finish
Blue arrow indicates best gain in these quarters



8
0
0

Visual positions in race at 2nd Quarter



4
0
0

Visual positions in race at 3rd Quarter



Marburg Race 2 Distance 1850m

Tuesday, 12 November 2024

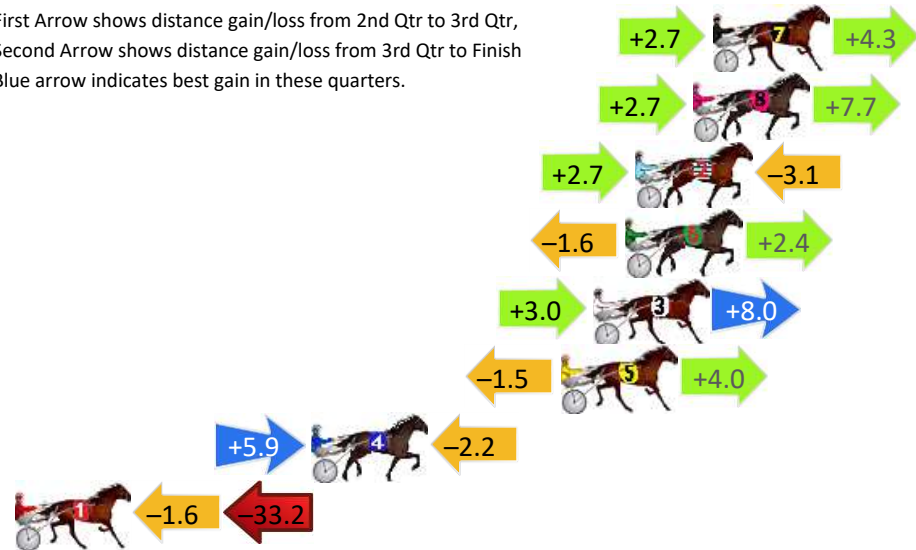
Gross Time: 2:20.90 MileRate: 2:02.60 LeadTime: 16.70s First Qtr: 31.80s Second Qtr: 32.00s Third Qtr: 30.10s Fourth Qtr: 30.30s

DATA TABLE: 800 / 400 Posi's are position from leader and (how wide the horse was at that position)

No	Horse	Plc	Mar	800 Posi	400 Posi	Time	3rd Qtr	4th Qt
7	ROCKIN CHIKA	1	0.0m	7.0m (1)	4.3m (1)	2:20.90	29.90s	29.98s
8	STRUTTY	2	0.8m	11.2m (1)	8.5m (1)	2:20.96	29.90s	29.72s
2	SHAKATIE	3	3.1m	2.7m (1)	0.0m (1)	2:21.15	29.90s	30.55s
6	MY ULTIMATE HESTON	4	3.5m	4.3m (0)	5.9m (0)	2:21.18	30.22s	30.14s
3	SARIE MARAIS	5	4.8m	15.8m (1)	12.8m (2)	2:21.28	29.88s	29.72s
5	SHE DAZZLES	6	6.1m	8.6m (0)	10.1m (0)	2:21.38	30.22s	30.02s
4	OLD ENGLISH	7	16.1m	19.8m (1)	13.9m (1)	2:22.18	29.66s	30.54s
1	LORD DENZEL	8	34.8m	0.0m (0)	1.6m (0)	2:23.66	30.22s	32.94s

Finish Position and metres gained

First Arrow shows distance gain/loss from 2nd Qtr to 3rd Qtr, Second Arrow shows distance gain/loss from 3rd Qtr to Finish
Blue arrow indicates best gain in these quarters.



800

Visual positions in race at 2nd Quarter



400

Visual positions in race at 3rd Quarter



Marburg Race 3 Distance 1850m

Tuesday, 12 November 2024

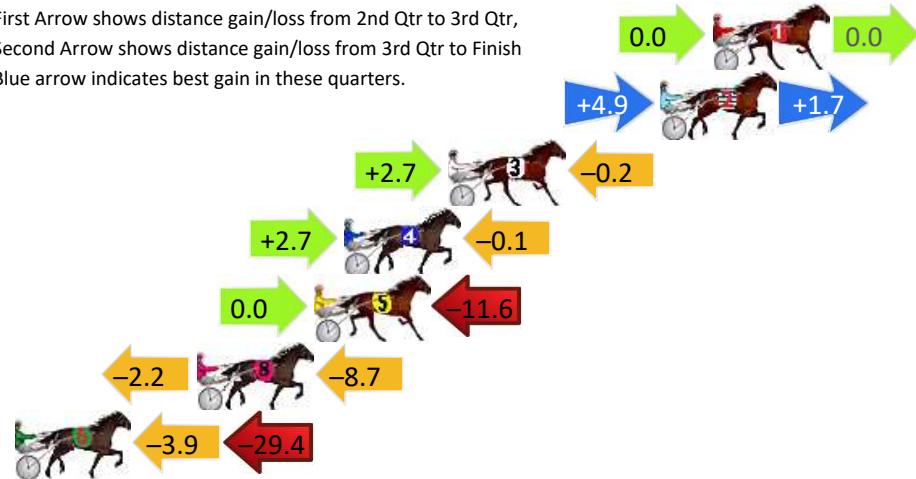
Gross Time: 2:18.40 MileRate: 2:00.40 LeadTime: 16.20s First Qtr: 30.40s Second Qtr: 32.70s Third Qtr: 29.60s Fourth Qtr: 29.50s

DATA TABLE: 800 / 400 Posi's are position from leader and (how wide the horse was at that position)

No	Horse	Plc	Mar	800 Posi	400 Posi	Time	3rd Qtr	4th Qt
1	CALCULATED RISK	1	0.0m	0.0m (0)	0.0m (0)	2:18.40	29.60s	29.50s
2	SPLASHNDASH	2	2.1m	8.7m (1)	3.8m (1)	2:18.56	29.24s	29.38s
3	ROYAL PRINCESS	3	10.6m	13.1m (1)	10.4m (2)	2:19.22	29.40s	29.56s
4	ALTANA BLUE	4	14.8m	17.4m (1)	14.7m (2)	2:19.54	29.40s	29.56s
5	ONE LAST ROLL	5	16.0m	4.4m (1)	4.4m (0)	2:19.64	29.60s	30.42s
8	CHEDDAR MADE BETA	6	20.7m	9.8m (0)	12.0m (1)	2:20.00	29.76s	30.22s
6	FOXI FIVE	7	38.7m	5.4m (0)	9.3m (0)	2:21.39	29.88s	31.81s

Finish Position and metres gained

First Arrow shows distance gain/loss from 2nd Qtr to 3rd Qtr,
Second Arrow shows distance gain/loss from 3rd Qtr to Finish
Blue arrow indicates best gain in these quarters.



8
0
0

Visual positions in race at 2nd Quarter



4
0
0

Visual positions in race at 3rd Quarter

Marburg Race 4 Distance 1850m

Tuesday, 12 November 2024




Gross Time: 2:16.80 MileRate: 1:59.00 LeadTime: 16.10s First Qtr: 30.10s Second Qtr: 30.20s Third Qtr: 29.40s Fourth Qtr: 31.00s

DATA TABLE: 800 / 400 Posi's are position from leader and (how wide the horse was at that position)

NoHorse	Plc	Mar	800 Posi	400 Posi	Time	3rd Qtr	4th Qt
4 SHADYS DELIGHT	1	0.0m	11.5m (1)	12.3m (1)	2:16.80	29.48s	30.08s
6 BALBOA SHANNON	2	0.2m	2.2m (1)	2.1m (1)	2:16.82	29.40s	30.86s
3 MY SECRET BEACH	3	0.4m	0.0m (0)	0.0m (0)	2:16.83	29.40s	31.03s
1 PEEJAY MACK	4	2.2m	4.4m (0)	4.8m (0)	2:16.98	29.44s	30.82s
8 TEACHERS PET	5	4.8m	8.8m (0)	8.8m (0)	2:17.19	29.42s	30.73s
7 JIMMY BLING	6	11.9m	16.4m (1)	9.6m (2)	2:17.76	28.92s	31.24s
5 TINSEL TIARA	7	13.7m	6.6m (1)	6.9m (1)	2:17.91	29.44s	31.59s

Finish Position and metres gained

First Arrow shows distance gain/loss from 2nd Qtr to 3rd Qtr, Second Arrow shows distance gain/loss from 3rd Qtr to Finish Blue arrow indicates best gain in these quarters.



Marburg Race 5 Distance 1850m

Tuesday, 12 November 2024

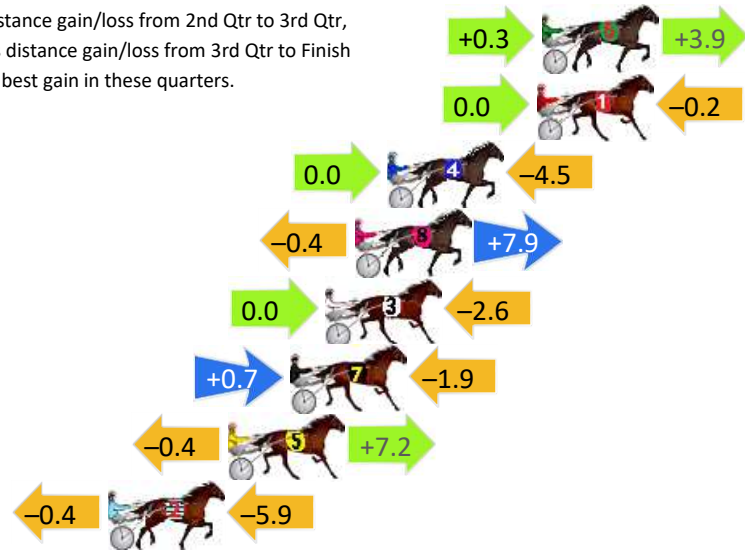
Gross Time: 2:18.10 MileRate: 2:00.10 LeadTime: 17.00s First Qtr: 31.10s Second Qtr: 31.40s Third Qtr: 29.00s Fourth Qtr: 29.60s

DATA TABLE: 800 / 400 Posi's are position from leader and (how wide the horse was at that position)

No	Horse	Plc	Mar	800 Posi	400 Posi	Time	3rd Qtr	4th Qt
6	MISS PAU	1	0.0m	4.2m (0)	3.9m (0)	2:18.10	28.98s	29.32s
1	DOC HARVEY	2	0.2m	0.0m (0)	0.0m (0)	2:18.12	29.00s	29.62s
4	COULD IT BE ME	3	6.2m	1.7m (1)	1.7m (1)	2:18.58	29.00s	29.96s
8	ROCKNROLL DA GAMA	4	7.5m	15.0m (1)	15.4m (2)	2:18.68	29.04s	29.06s
3	DOWNTOWN MANHATTAN	5	8.7m	6.1m (1)	6.1m (1)	2:18.78	29.00s	29.83s
7	RISKY BUZINESS	6	10.1m	8.9m (0)	8.2m (0)	2:18.88	28.96s	29.78s
5	DOOLITTLE DAYS	7	12.6m	19.4m (1)	19.8m (1)	2:19.08	29.04s	29.14s
2	BABY GINNIE	8	17.4m	11.1m (1)	11.5m (1)	2:19.45	29.04s	30.11s

Finish Position and metres gained

First Arrow shows distance gain/loss from 2nd Qtr to 3rd Qtr, Second Arrow shows distance gain/loss from 3rd Qtr to Finish
Blue arrow indicates best gain in these quarters.



800

Visual positions in race at 2nd Quarter



400

Visual positions in race at 3rd Quarter



Marburg Race 6 Distance 1850m

Tuesday, 12 November 2024

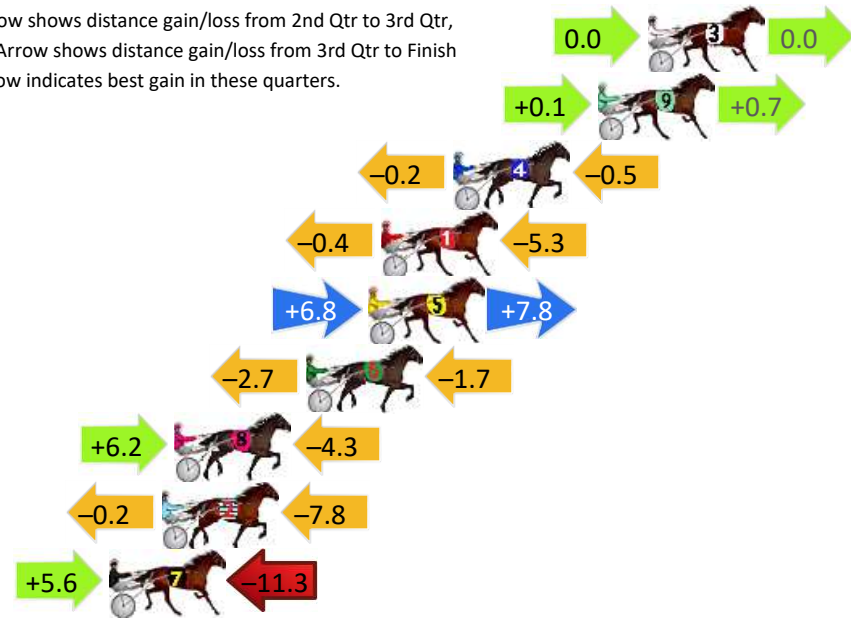
Gross Time: 2:20.40 MileRate: 2:02.10 LeadTime: 16.80s First Qtr: 31.70s Second Qtr: 32.70s Third Qtr: 29.30s Fourth Qtr: 29.90s

DATA TABLE: 800 / 400 Posi's are position from leader and (how wide the horse was at that position)

No	Horse	Plc	Mar	800 Posi	400 Posi	Time	3rd Qtr	4th Qt
3	ROCCO VARIETY	1	0.0m	0.0m (0)	0.0m (0)	2:20.40	29.30s	29.90s
9	MELTON INSULTED	2	2.0m	2.8m (1)	2.7m (1)	2:20.56	29.30s	29.86s
4	NIGHT NINJA	3	7.8m	7.1m (1)	7.3m (1)	2:21.01	29.32s	29.97s
1	ZED EXPRESS	4	10.7m	5.0m (0)	5.4m (0)	2:21.24	29.34s	30.34s
5	MY ULTIMATE RUDI	5	11.2m	25.8m (1)	19.0m (2)	2:21.28	28.82s	29.38s
6	WESTERN ACTION	6	13.7m	9.3m (0)	12.0m (0)	2:21.47	29.50s	30.09s
8	ROSEANNE RUBY	7	19.0m	20.9m (1)	14.7m (2)	2:21.89	28.86s	30.31s
2	BAHAMAS MISS	8	19.5m	11.5m (1)	11.7m (1)	2:21.93	29.32s	30.57s
7	COBBLER LANE	9	21.6m	15.9m (1)	10.3m (2)	2:22.09	28.90s	30.83s

Finish Position and metres gained

First Arrow shows distance gain/loss from 2nd Qtr to 3rd Qtr,
Second Arrow shows distance gain/loss from 3rd Qtr to Finish
Blue arrow indicates best gain in these quarters.



800

Visual positions in race at 2nd Quarter



400

Visual positions in race at 3rd Quarter



Marburg Race 7 Distance 2200m

Tuesday, 12 November 2024


Gross Time: 2:49.40 MileRate: 2:03.90 LeadTime: 44.40s First Qtr: 32.70s Second Qtr: 33.90s Third Qtr: 28.70s Fourth Qtr: 29.70s

DATA TABLE: 800 / 400 Posi's are position from leader and (how wide the horse was at that position)

No	Horse	Plc	Mar	800 Posi	400 Posi	Time	3rd Qtr	4th Qt
6	MISS MIA	1	0.0m	4.8m (0)	4.1m (0)	2:49.40	28.66s	29.40s
1	KEAYANG TARA	2	0.5m	0.0m (0)	0.0m (0)	2:49.44	28.70s	29.74s
8	CAPTAIN FOXTROT	3	6.7m	9.5m (0)	8.3m (0)	2:49.92	28.62s	29.62s
2	ROYAL STUDLEIGH	4	11.0m	3.4m (1)	3.3m (1)	2:50.26	28.70s	30.32s
3	KNOCKAWARWON	5	14.1m	12.3m (1)	7.2m (1)	2:50.50	28.34s	30.28s
5	ROCKTIME	6	15.0m	16.8m (1)	12.4m (1)	2:50.57	28.40s	29.97s
7	ARTISTIC SAINT	7	15.5m	7.9m (1)	5.0m (2)	2:50.61	28.50s	30.55s
4	GRUBSCREW	8	18.4m	20.2m (2)	9.9m (2)	2:50.83	27.98s	30.41s

Finish Position and metres gained

First Arrow shows distance gain/loss from 2nd Qtr to 3rd Qtr, Second Arrow shows distance gain/loss from 3rd Qtr to Finish Blue arrow indicates best gain in these quarters.



8
0
0

Visual positions in race at 2nd Quarter



4
0
0

Visual positions in race at 3rd Quarter



Marburg Race 8 Distance 1850m

Tuesday, 12 November 2024


Gross Time: 2:15.50 MileRate: 1:57.90 LeadTime: 16.10s First Qtr: 31.40s Second Qtr: 30.80s Third Qtr: 28.90s Fourth Qtr: 28.30s

DATA TABLE: 800 / 400 Posi's are position from leader and (how wide the horse was at that position)

No	Horse	Plc	Mar	800 Posi	400 Posi	Time	3rd Qtr	4th Qt
1	IMA BEACH BABE	1	0.0m	0.0m (0)	0.0m (0)	2:15.50	28.90s	28.30s
6	KELLOSHIEL	2	0.8m	4.5m (0)	4.5m (0)	2:15.56	28.90s	28.04s
7	DANIEL BOOM	3	6.8m	8.4m (0)	8.4m (0)	2:16.01	28.90s	28.21s
8	STUDLEIGH MARK	4	8.6m	5.0m (1)	3.4m (1)	2:16.14	28.78s	28.70s
2	LULU LUCIFER	5	15.0m	13.1m (0)	13.5m (0)	2:16.62	28.92s	28.46s
5	B MAC C	6	20.8m	8.9m (1)	7.3m (1)	2:17.05	28.78s	29.33s
4	SIR BOSTON	7	28.4m	17.8m (1)	12.9m (2)	2:17.61	28.54s	29.49s
3	KISS ON THE BEACH	8	31.7m	13.7m (1)	11.5m (1)	2:17.86	28.74s	29.84s

Finish Position and metres gained

First Arrow shows distance gain/loss from 2nd Qtr to 3rd Qtr,
Second Arrow shows distance gain/loss from 3rd Qtr to Finish
Blue arrow indicates best gain in these quarters.



8
0
0

Visual positions in race at 2nd Quarter



4
0
0

Visual positions in race at 3rd Quarter

