

# Marburg Race 1 Distance 1850m

Sunday, 3 November 2024



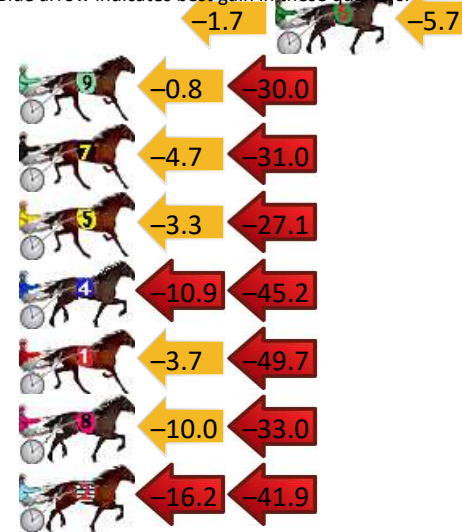
Gross Time: 2:18.20 MileRate: 2:00.20 LeadTime: 17.30s First Qtr: 31.10s Second Qtr: 30.90s Third Qtr: 28.90s Fourth Qtr: 30.00s

DATA TABLE: 800 / 400 Posi's are position from leader and (how wide the horse was at that position)

No	Horse	Plc	Mar	800 Posi	400 Posi	Time	3rd Qtr	4th Qt
3	PEEJAY MACK	1	0.0m	0.0m (0)	0.0m (0)	2:18.20	28.90s	30.00s
6	RISSOLES	2	17.7m	10.3m (0)	12.0m (2)	2:19.59	29.04s	30.51s
9	BETTY WINKLE	3	46.4m	15.6m (0)	16.4m (0)	2:21.85	28.98s	32.45s
7	TENGGERI	4	50.7m	15.0m (1)	19.7m (1)	2:22.18	29.26s	32.54s
5	SIRIUS MAXIMUS	5	57.7m	27.3m (1)	30.6m (1)	2:22.73	29.18s	32.29s
4	MAIARA	6	57.8m	1.7m (1)	12.6m (1)	2:22.74	29.70s	33.62s
1	SWEETEST VICTREE	7	57.9m	4.5m (0)	8.2m (0)	2:22.75	29.18s	33.95s
8	TRUSTFULL	8	64.7m	21.7m (0)	31.7m (0)	2:23.28	29.66s	32.76s
2	LENNYS GIRL	9	68.1m	10.0m (1)	26.2m (0)	2:23.55	30.10s	33.43s

## Finish Position and metres gained

First Arrow shows distance gain/loss from 2nd Qtr to 3rd Qtr, Second Arrow shows distance gain/loss from 3rd Qtr to Finish  
Blue arrow indicates best gain in these quarters.



# Marburg Race 2 Distance 1850m

Sunday, 3 November 2024



Gross Time: 2:20.30 MileRate: 2:02.00 LeadTime: 16.60s First Qtr: 29.90s Second Qtr: 31.60s Third Qtr: 30.60s Fourth Qtr: 31.60s

DATA TABLE: 800 / 400 Posi's are position from leader and (how wide the horse was at that position)

No	Horse	Plc	Mar	800 Posi	400 Posi	Time	3rd Qtr	4th Qt
5	BELMER BETTY	1	0.0m	0.0m (0)	0.0m (0)	2:20.30	30.60s	31.60s
4	ITS HYDROMATIC	2	4.0m	4.7m (1)	3.6m (1)	2:20.63	30.52s	31.65s
1	STONES	3	4.4m	4.7m (0)	4.1m (0)	2:20.66	30.56s	31.64s
7	VICTREE BUSTA	4	4.9m	13.2m (1)	8.8m (2)	2:20.70	30.28s	31.32s
2	ALWAYSMISSINGYOU	5	8.4m	8.9m (1)	5.2m (2)	2:20.99	30.32s	31.89s
3	MAC WARRA	6	9.9m	11.6m (0)	9.3m (0)	2:21.12	30.44s	31.70s
9	BOLD PERSONALITY	7	11.1m	22.6m (1)	18.1m (1)	2:21.22	30.28s	31.12s
6	LUSTRE	8	13.9m	17.4m (1)	13.5m (2)	2:21.45	30.32s	31.71s
8	MISTY RULER	9	17.2m	20.0m (0)	16.6m (0)	2:21.72	30.36s	31.74s

## Finish Position and metres gained

First Arrow shows distance gain/loss from 2nd Qtr to 3rd Qtr, Second Arrow shows distance gain/loss from 3rd Qtr to Finish  
Blue arrow indicates best gain in these quarters.



800

Visual positions in race at 2nd Quarter



400

Visual positions in race at 3rd Quarter



# Marburg Race 3 Distance 1850m

Sunday, 3 November 2024


Gross Time: 2:18.40 MileRate: 2:00.40 LeadTime: 16.60s First Qtr: 30.50s Second Qtr: 30.90s Third Qtr: 29.70s Fourth Qtr: 30.70s

DATA TABLE: 800 / 400 Posi's are position from leader and (how wide the horse was at that position)

No	Horse	Plc	Mar	800 Posi	400 Posi	Time	3rd Qtr	4th Qt
7	NIGHT SHADOW	1	0.0m	4.3m (0)	4.3m (0)	2:18.40	29.70s	30.38s
1	WHOS TO BLAME	2	0.5m	0.0m (0)	0.0m (0)	2:18.44	29.70s	30.74s
9	JILLIBY PANDA	3	0.5m	16.8m (1)	5.3m (2)	2:18.44	28.86s	30.34s
3	BABY GINNIE	4	9.8m	9.2m (0)	8.5m (0)	2:19.19	29.66s	30.85s
8	TODAYS HERO	5	16.6m	11.9m (1)	11.7m (2)	2:19.73	29.70s	31.15s
6	FLOORLESS	6	18.8m	15.2m (0)	13.9m (3)	2:19.91	29.62s	31.17s
5	SHAKATIE	7	19.0m	2.7m (1)	3.2m (1)	2:19.93	29.74s	31.99s
2	SARIE MARAIS	8	20.0m	7.1m (1)	8.0m (1)	2:20.01	29.78s	31.71s
4	ALWAYS AT NIGHT	9	35.8m	20.6m (0)	16.8m (0)	2:21.28	29.44s	32.32s

## Finish Position and metres gained

First Arrow shows distance gain/loss from 2nd Qtr to 3rd Qtr, Second Arrow shows distance gain/loss from 3rd Qtr to Finish Blue arrow indicates best gain in these quarters.



800

Visual positions in race at 2nd Quarter



400

Visual positions in race at 3rd Quarter




# Marburg Race 4 Distance 1850m

Sunday, 3 November 2024

Gross Time: 2:20.90 MileRate: 2:02.50 LeadTime: 17.20s First Qtr: 33.00s Second Qtr: 31.70s Third Qtr: 29.80s Fourth Qtr: 29.20s


DATA TABLE: 800 / 400 Posi's are position from leader and (how wide the horse was at that position)

No	Horse	Plc	Mar	800 Posi	400 Posi	Time	3rd Qtr	4th Qt
1	ONE LAST ROLL	1	0.0m	0.0m (0)	0.0m (0)	2:20.90	29.80s	29.20s
7	MAMMALS DESTINY	2	10.0m	8.6m (0)	8.7m (0)	2:21.67	29.80s	29.33s
6	LORD DENZEL	3	15.0m	4.9m (0)	4.4m (0)	2:22.05	29.76s	30.03s
2	THE CROM	4	22.5m	8.1m (1)	7.1m (2)	2:22.62	29.72s	30.40s
9	BEYONSKI	5	24.2m	13.0m (0)	11.5m (1)	2:22.75	29.68s	30.21s
5	CROSSED LEGS	6	24.7m	16.7m (1)	16.6m (0)	2:22.79	29.78s	29.87s
4	MOLLIDOR	7	25.4m	17.3m (0)	14.2m (2)	2:22.85	29.56s	30.11s
3	MUSTANG DUDE	8	28.9m	3.8m (1)	7.6m (1)	2:23.11	30.08s	30.85s
8	DOWNTOWN MANHATTAN	9	29.9m	13.0m (1)	17.5m (1)	2:23.19	30.12s	30.21s



800

Visual positions in race at 2nd Quarter



400

Visual positions in race at 3rd Quarter



# Marburg Race 5 Distance 1850m

Sunday, 3 November 2024

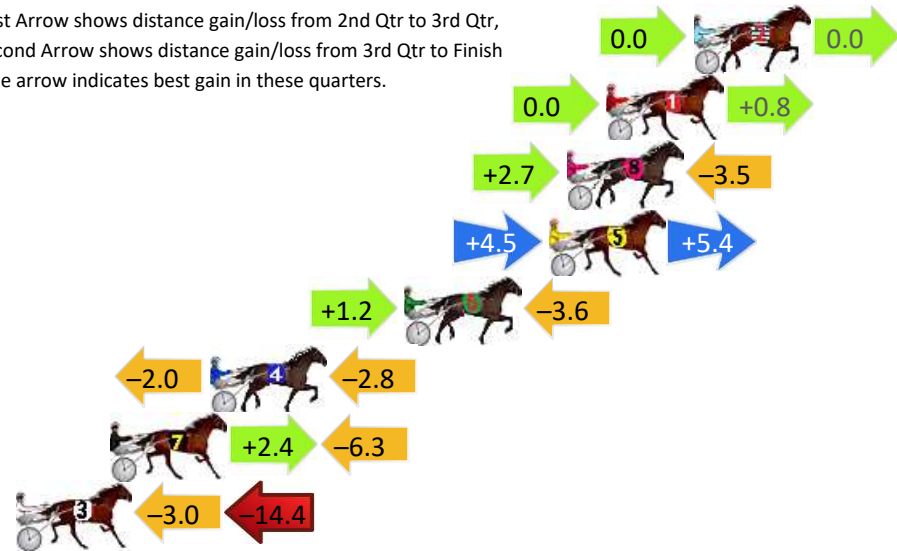
Gross Time: 2:18.60 MileRate: 2:00.60 LeadTime: 16.90s First Qtr: 31.20s Second Qtr: 30.20s Third Qtr: 29.70s Fourth Qtr: 30.60s

DATA TABLE: 800 / 400 Posi's are position from leader and (how wide the horse was at that position)

No	Horse	Plc	Mar	800 Posi	400 Posi	Time	3rd Qtr	4th Qt
2	TAPTHEKEG	1	0.0m	0.0m (0)	0.0m (0)	2:18.60	29.70s	30.60s
1	TUFFY	2	3.5m	4.3m (0)	4.3m (0)	2:18.88	29.70s	30.56s
8	STUDLEIGH DARCEY	3	5.1m	4.3m (1)	1.6m (1)	2:19.01	29.50s	30.89s
5	STRUTTY	4	5.8m	15.7m (0)	11.2m (0)	2:19.06	29.38s	30.22s
6	SHE DAZZLES	5	11.6m	9.2m (0)	8.0m (1)	2:19.53	29.62s	30.93s
4	BUSTN FEELZ GOOD	6	19.4m	14.6m (1)	16.6m (0)	2:20.15	29.86s	30.91s
7	OUR LITTLE SKIPPER	7	23.4m	19.5m (1)	17.1m (2)	2:20.47	29.54s	31.19s
3	JANG PEL	8	27.2m	9.8m (1)	12.8m (1)	2:20.78	29.94s	31.82s

## Finish Position and metres gained

First Arrow shows distance gain/loss from 2nd Qtr to 3rd Qtr, Second Arrow shows distance gain/loss from 3rd Qtr to Finish Blue arrow indicates best gain in these quarters.



8  
0  
0

Visual positions in race at 2nd Quarter



4  
0  
0

Visual positions in race at 3rd Quarter



# Marburg Race 6 Distance 2200m


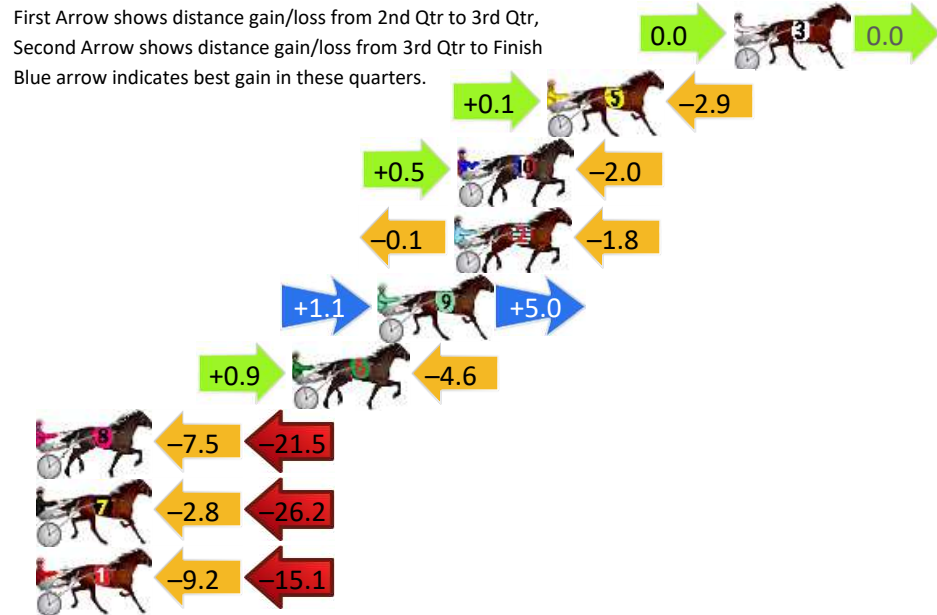
Sunday, 3 November 2024

Gross Time: 2:46.90 MileRate: 2:02.10 LeadTime: 47.90s First Qtr: 32.10s Second Qtr: 30.30s Third Qtr: 27.60s Fourth Qtr: 29.00s

DATA TABLE: 800 / 400 Posi's are position from leader and (how wide the horse was at that position)

No	Horse	Plc	Mar	800 Posi	400 Posi	Time	3rd Qtr	4th Qt
3	ROCKNROLL MAX	1	0.0m	0.0m (0)	0.0m (0)	2:46.90	27.60s	29.00s
5	ALTANA BLUE	2	7.5m	4.7m (0)	4.6m (0)	2:47.47	27.60s	29.25s
10	MIDNIGHT CALM	3	11.1m	9.6m (1)	9.1m (2)	2:47.74	27.58s	29.20s
2	KEAYANG TARA	4	11.2m	9.3m (0)	9.4m (0)	2:47.75	27.62s	29.19s
9	DESPONDENT	5	14.3m	20.4m (1)	19.3m (0)	2:47.99	27.56s	28.73s
6	MY ULTIMATE HESTON	6	17.7m	14.0m (0)	13.1m (0)	2:48.25	27.56s	29.43s
8	JOHNSON STEP	7	34.0m	5.0m (1)	12.5m (1)	2:49.49	28.14s	30.71s
7	KISS ON THE BEACH	8	43.3m	14.3m (1)	17.1m (1)	2:50.19	27.82s	31.09s
1	MISS PAU	9	43.5m	19.2m (0)	28.4m (0)	2:50.21	28.28s	30.31s

## Finish Position and metres gained



# Marburg Race 7 Distance 1850m

Sunday, 3 November 2024

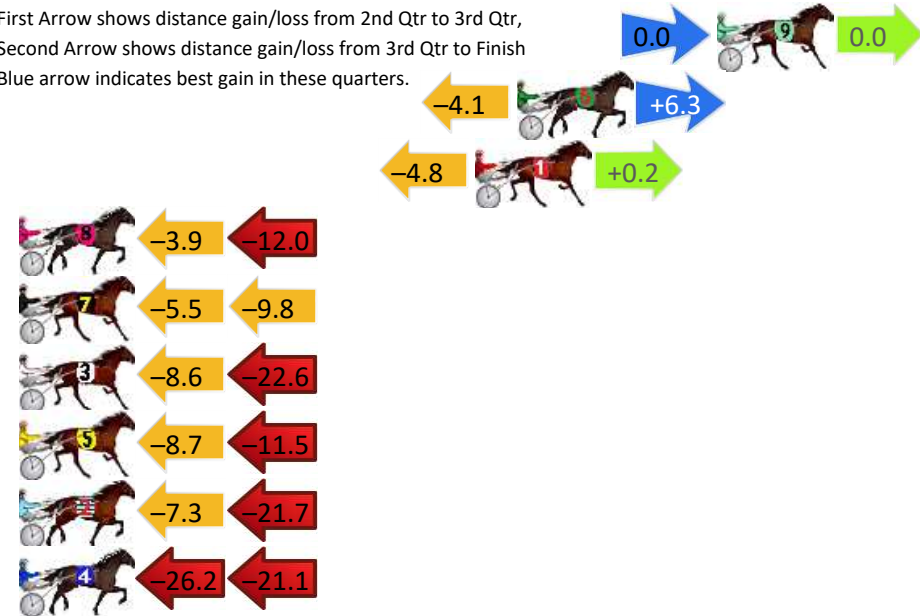
Gross Time: 2:16.60 MileRate: 1:58.80 LeadTime: 17.00s First Qtr: 30.90s Second Qtr: 30.10s Third Qtr: 28.40s Fourth Qtr: 30.20s

DATA TABLE: 800 / 400 Posi's are position from leader and (how wide the horse was at that position)

No	Horse	Plc	Mar	800 Posi	400 Posi	Time	3rd Qtr	4th Qt
9	MAGICOL IDEAL	1	0.0m	0.0m (0)	0.0m (0)	2:16.60	28.40s	30.20s
6	JIMMY BLING	2	8.0m	10.2m (0)	14.3m (0)	2:17.23	28.72s	29.79s
1	MY SECRET BEACH	3	9.7m	5.1m (0)	9.9m (0)	2:17.37	28.76s	30.25s
8	MUCHO GUAPA	4	31.8m	15.9m (0)	19.8m (0)	2:19.11	28.72s	31.27s
7	KNOCKAWARWON	5	32.3m	17.0m (1)	22.5m (3)	2:19.15	28.84s	31.11s
3	GOTTA GO TORQUE	6	38.0m	6.8m (1)	15.4m (1)	2:19.60	29.04s	32.08s
5	FOXI FIVE	7	40.6m	20.4m (0)	29.1m (0)	2:19.81	29.08s	31.29s
2	CHARLEVOIX	8	41.5m	12.5m (1)	19.8m (2)	2:19.88	28.96s	32.04s
4	HURRIKANE JEWELS	9	72.2m	24.9m (1)	51.1m (1)	2:22.31	30.36s	32.19s


## Finish Position and metres gained

First Arrow shows distance gain/loss from 2nd Qtr to 3rd Qtr, Second Arrow shows distance gain/loss from 3rd Qtr to Finish  
Blue arrow indicates best gain in these quarters.



Visual positions in race at 2nd Quarter

800



Visual positions in race at 3rd Quarter

400



# Marburg Race 8 Distance 1850m

Sunday, 3 November 2024

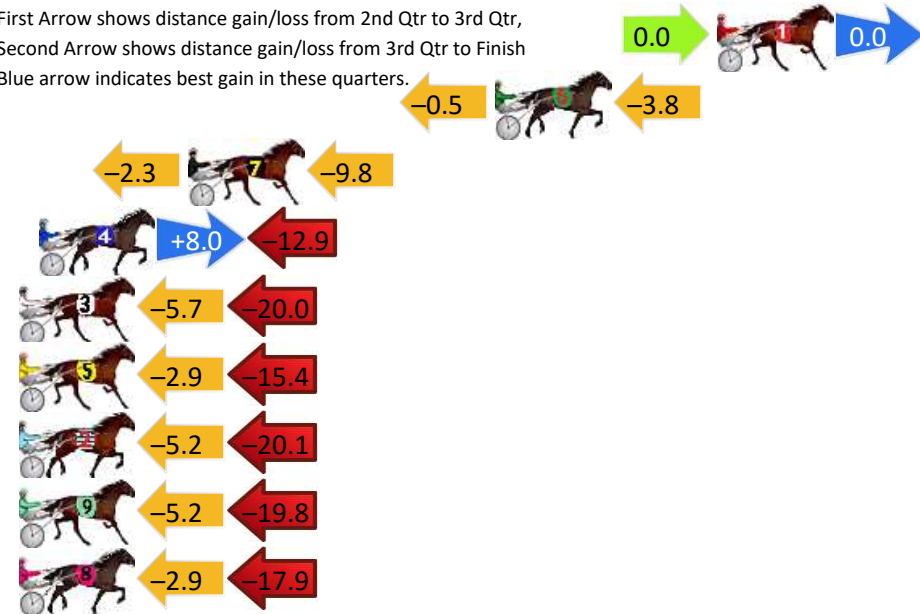
Gross Time: 2:15.70 MileRate: 1:58.00 LeadTime: 17.00s First Qtr: 31.10s Second Qtr: 31.20s Third Qtr: 28.20s Fourth Qtr: 28.20s

DATA TABLE: 800 / 400 Posi's are position from leader and (how wide the horse was at that position)

No	Horse	Plc	Mar	800 Posi	400 Posi	Time	3rd Qtr	4th Qt
1	IMA BEACH BABE	1	0.0m	0.0m (0)	0.0m (0)	2:15.70	28.20s	28.20s
6	LULU LUCIFER	2	8.9m	4.6m (0)	5.1m (0)	2:16.36	28.24s	28.50s
7	CAPTAIN FOXTROT	3	21.2m	9.1m (0)	11.4m (0)	2:17.27	28.36s	28.97s
4	LA SABINA	4	27.2m	22.3m (2)	14.3m (2)	2:17.72	27.64s	29.22s
3	CRIME TIME	5	29.7m	4.0m (1)	9.7m (1)	2:17.90	28.60s	29.72s
5	TEACHERS PET	6	32.0m	13.7m (0)	16.6m (0)	2:18.07	28.40s	29.41s
2	MISTER DELWIN	7	34.4m	9.1m (1)	14.3m (1)	2:18.25	28.56s	29.75s
9	SHIRALEE	8	38.1m	13.1m (1)	18.3m (2)	2:18.52	28.56s	29.74s
8	DANIEL BOOM	9	38.5m	17.7m (1)	20.6m (3)	2:18.55	28.40s	29.61s

## Finish Position and metres gained

First Arrow shows distance gain/loss from 2nd Qtr to 3rd Qtr,  
Second Arrow shows distance gain/loss from 3rd Qtr to Finish  
Blue arrow indicates best gain in these quarters.



Visual positions in race at 2nd Quarter

800



Visual positions in race at 3rd Quarter

400

