

Marburg Race 1 Distance 1850m

Sunday, 20 October 2024


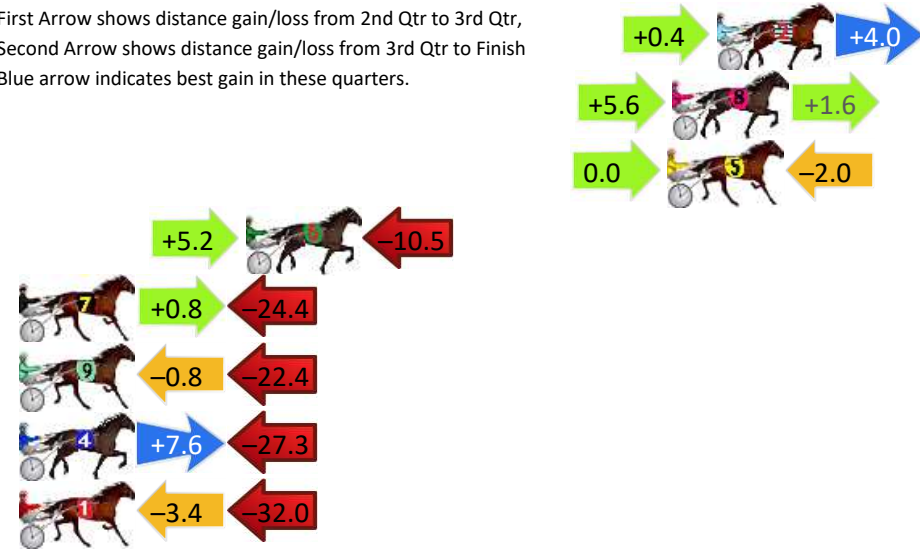
Gross Time: 2:19.50 MileRate: 2:01.40 LeadTime: 16.80s First Qtr: 31.90s Second Qtr: 32.10s Third Qtr: 29.70s Fourth Qtr: 29.00s

DATA TABLE: 800 / 400 Posi's are position from leader and (how wide the horse was at that position)


NoHorse	Plc	Mar	800 Posi	400 Posi	Time	3rd Qtr	4th Qt
2 GETAGRIP	1	0.0m	4.4m (0)	4.0m (0)	2:19.50	29.67s	28.71s
8 ALWAYSMISSINGYOU	2	1.8m	9.0m (1)	3.4m (2)	2:19.64	29.29s	28.88s
5 LUSTRE	3	2.0m	0.0m (0)	0.0m (0)	2:19.65	29.70s	29.14s
6 NITE IRENE	4	18.9m	13.6m (1)	8.4m (2)	2:20.94	29.33s	29.76s
7 STONES	5	28.4m	4.8m (1)	4.0m (1)	2:21.66	29.66s	30.76s
9 MAIARA	6	36.6m	13.4m (0)	14.2m (1)	2:22.29	29.78s	30.61s
4 LOCHINVAR BRUT	7	43.3m	23.6m (0)	16.0m (2)	2:22.79	29.17s	30.97s
1 LENNYS GIRL	8	44.6m	9.2m (0)	12.6m (0)	2:22.89	29.98s	31.31s

Finish Position and metres gained

First Arrow shows distance gain/loss from 2nd Qtr to 3rd Qtr, Second Arrow shows distance gain/loss from 3rd Qtr to Finish Blue arrow indicates best gain in these quarters.



Visual positions in race at 2nd Quarter



Visual positions in race at 3rd Quarter



Marburg Race 2 Distance 1850m

Sunday, 20 October 2024

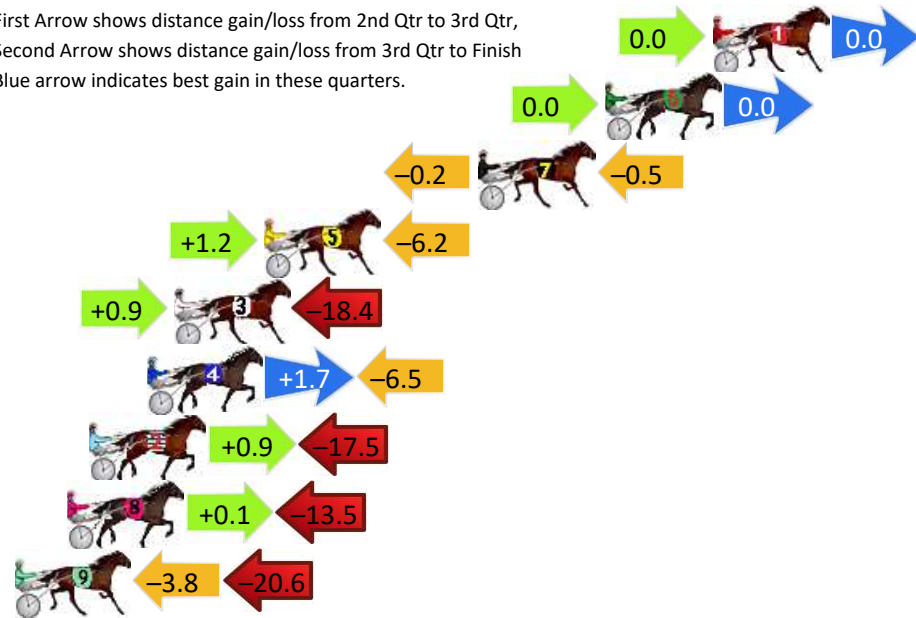
Gross Time: 2:19.40 MileRate: 2:01.20 LeadTime: 16.30s First Qtr: 31.20s Second Qtr: 32.10s Third Qtr: 29.70s Fourth Qtr: 30.10s

DATA TABLE: 800 / 400 Posi's are position from leader and (how wide the horse was at that position)

No	Horse	Plc	Mar	800 Posi	400 Posi	Time	3rd Qtr	4th Qt
1	RISKY BUZINESS	1	0.0m	0.0m (0)	0.0m (0)	2:19.40	29.70s	30.10s
6	OUR LITTLE SKIPPER	2	4.3m	4.3m (0)	4.3m (0)	2:19.74	29.70s	30.12s
7	BUSTN FEELZ GOOD	3	9.4m	8.7m (0)	8.9m (0)	2:20.14	29.72s	30.18s
5	DOWNTOWN MANHATTAN	4	18.0m	13.0m (1)	11.8m (1)	2:20.82	29.62s	30.64s
3	MUSTANG DUDE	5	21.6m	4.1m (1)	3.2m (1)	2:21.10	29.64s	31.56s
4	BABY GINNIE	6	22.7m	17.9m (1)	16.2m (1)	2:21.19	29.58s	30.69s
2	MOLLIDOR	7	25.0m	8.4m (1)	7.5m (1)	2:21.37	29.64s	31.51s
8	BEYONSKI	8	25.9m	12.5m (2)	12.4m (2)	2:21.44	29.70s	31.22s
9	DOLLARBILL	9	28.7m	4.3m (2)	8.1m (2)	2:21.66	29.98s	31.76s

Finish Position and metres gained

First Arrow shows distance gain/loss from 2nd Qtr to 3rd Qtr, Second Arrow shows distance gain/loss from 3rd Qtr to Finish Blue arrow indicates best gain in these quarters.



800

Visual positions in race at 2nd Quarter



400

Visual positions in race at 3rd Quarter



Marburg Race 3 Distance 1850m

Sunday, 20 October 2024

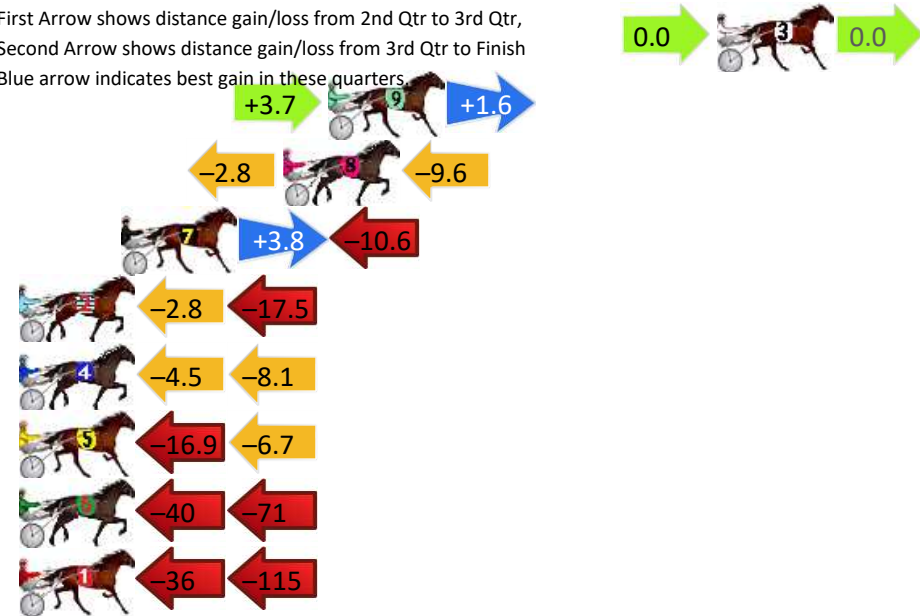
Gross Time: 2:18.40 MileRate: 2:00.40 LeadTime: 17.30s First Qtr: 31.70s Second Qtr: 31.20s Third Qtr: 29.20s Fourth Qtr: 29.00s

DATA TABLE: 800 / 400 Posi's are position from leader and (how wide the horse was at that position)

NoHorse	Plc	Mar	800 Posi	400 Posi	Time	3rd Qtr	4th Qt
3 CHAKANA	1	0.0m	0.0m (0)	0.0m (0)	2:18.40	29.20s	29.00s
9 ROCKNROLL DA GAMA	2	15.6m	20.9m (1)	17.2m (1)	2:19.59	28.92s	28.95s
8 SHE DAZZLES	3	17.4m	5.0m (0)	7.8m (0)	2:19.72	29.40s	29.76s
7 TAPTHEKEG	4	23.9m	17.1m (1)	13.3m (1)	2:20.22	28.92s	29.86s
2 ALWAYS AT NIGHT	5	33.0m	12.7m (1)	15.5m (0)	2:20.91	29.40s	30.39s
4 FLOORLESS	6	38.0m	25.4m (1)	29.9m (1)	2:21.29	29.52s	29.73s
5 CRIME BOSS	7	44.3m	20.7m (0)	37.6m (0)	2:21.77	30.42s	29.65s
6 CROSSED LEGS	8	126.1m	16.5m (0)	55.9m (1)	2:28.00	32.04s	34.56s
1 WEDDING NIGHT	9	162.0m	11.6m (0)	47.0m (0)	2:30.73	31.76s	37.93s

Finish Position and metres gained

First Arrow shows distance gain/loss from 2nd Qtr to 3rd Qtr, Second Arrow shows distance gain/loss from 3rd Qtr to Finish
Blue arrow indicates best gain in these quarters



8
0
0

Visual positions in race at 2nd Quarter



4
0
0

Visual positions in race at 3rd Quarter





Marburg Race 4 Distance 2200m

Sunday, 20 October 2024

Gross Time: 2:49.20 MileRate: 2:03.80 LeadTime: 48.60s First Qtr: 31.70s Second Qtr: 29.30s Third Qtr: 29.10s Fourth Qtr: 30.50s

DATA TABLE: 800 / 400 Posi's are position from leader and (how wide the horse was at that position)

No	Horse	Plc	Mar	800 Posi	400 Posi	Time	3rd Qtr	4th Qt
1	ALDEBARAN FONZ	1	0.0m	0.6m (0)	4.9m (0)	2:49.20	29.42s	30.14s
10	CALL ME TROUBLE	2	7.1m	0.0m (1)	0.0m (0)	2:49.77	29.10s	31.07s
6	CROOKWELL EYES	3	9.4m	14.4m (0)	9.2m (1)	2:49.95	28.74s	30.57s
9	TAM OSHANTER	4	15.2m	24.3m (1)	18.9m (2)	2:50.41	28.74s	30.31s
4	NATTY PAGGER	5	20.0m	10.5m (1)	14.6m (1)	2:50.80	29.42s	31.02s
7	MY RUMOUR HAS IT	6	51.2m	6.6m (1)	16.2m (0)	2:53.29	29.82s	33.39s
2	VOLTAIN	7	60.6m	20.7m (0)	27.5m (0)	2:54.04	29.64s	33.30s
3	BUN IN THE OVEN	8	75.1m	40.6m (0)	49.4m (0)	2:55.19	29.82s	32.83s
8	ITSALLANDOVER	9	76.4m	19.9m (1)	42.1m (1)	2:55.30	30.78s	33.48s



Marburg Race 5 Distance 1850m

Sunday, 20 October 2024

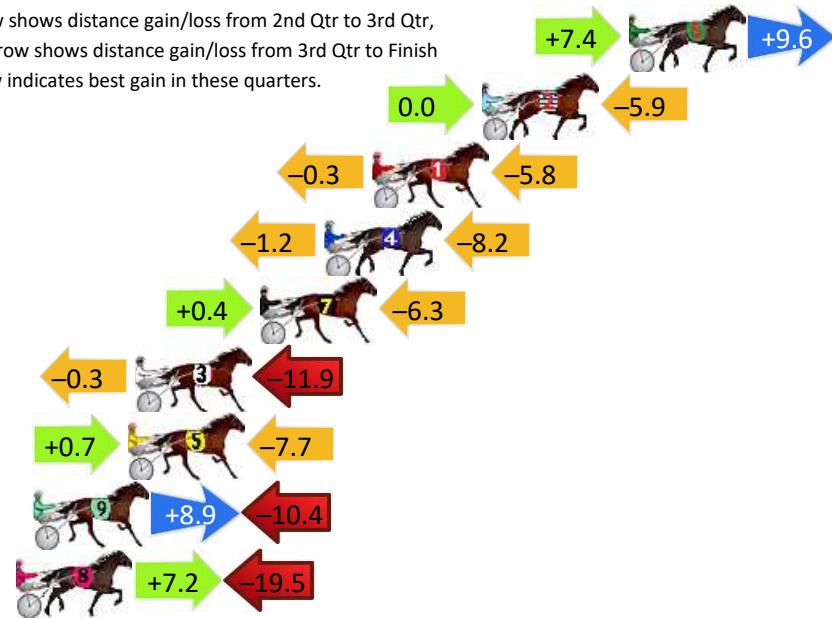
Gross Time: 2:16.50 MileRate: 1:58.70 LeadTime: 16.80s First Qtr: 31.40s Second Qtr: 31.20s Third Qtr: 28.80s Fourth Qtr: 28.30s

DATA TABLE: 800 / 400 Posi's are position from leader and (how wide the horse was at that position)

No	Horse	Plc	Mar	800 Posi	400 Posi	Time	3rd Qtr	4th Qt
6	THE TIGER ARMY	1	0.0m	17.0m (1)	9.6m (3)	2:16.50	28.26s	27.62s
2	GRUBSCREW	2	5.9m	0.0m (0)	0.0m (0)	2:16.94	28.80s	28.74s
1	STRUTTY	3	10.3m	4.2m (0)	4.5m (0)	2:17.27	28.82s	28.75s
4	JAY TEE TYRON	4	12.2m	2.8m (1)	4.0m (1)	2:17.41	28.88s	28.93s
7	TINSEL TIARA	5	14.8m	8.9m (0)	8.5m (0)	2:17.60	28.76s	28.80s
3	PRECOCIOUS KATE	6	19.8m	7.6m (1)	7.9m (1)	2:17.97	28.82s	29.21s
5	GELDOF	7	20.1m	13.1m (0)	12.4m (2)	2:17.99	28.74s	28.91s
9	GOTTA GO TORQUE	8	23.9m	22.4m (1)	13.5m (3)	2:18.28	28.16s	29.12s
8	JIMMY BLING	9	24.6m	12.3m (1)	5.1m (2)	2:18.33	28.28s	29.77s

Finish Position and metres gained

First Arrow shows distance gain/loss from 2nd Qtr to 3rd Qtr,
Second Arrow shows distance gain/loss from 3rd Qtr to Finish
Blue arrow indicates best gain in these quarters.



800

Visual positions in race at 2nd Quarter



400

Visual positions in race at 3rd Quarter



Marburg Race 7 Distance 1850m

Sunday, 20 October 2024


Gross Time: 2:18.50 MileRate: 2:00.50 LeadTime: 17.20s First Qtr: 31.50s Second Qtr: 31.70s Third Qtr: 28.50s Fourth Qtr: 29.60s

DATA TABLE: 800 / 400 Posi's are position from leader and (how wide the horse was at that position)

NoHorse	Plc	Mar	800 Posi	400 Posi	Time	3rd Qtr	4th Qt
7 KNOCKAWARWON	1	0.0m	7.3m (1)	5.0m (2)	2:18.50	28.34s	29.24s
9 MAGICOL IDEAL	2	0.4m	8.5m (0)	7.2m (1)	2:18.53	28.42s	29.11s
1 OCEAN LANE	3	0.4m	0.0m (0)	0.0m (1)	2:18.53	28.50s	29.63s
8 ROCKNROLL MAX	4	2.5m	11.6m (1)	0.0m (3)	2:18.69	27.68s	29.79s
2 PERFECT FEELING	5	7.4m	2.8m (1)	0.6m (2)	2:19.07	28.34s	30.13s
6 MY ULTIMATE HESTON	6	7.6m	4.2m (0)	3.3m (0)	2:19.09	28.44s	29.95s
5 ONE LAST ROLL	7	12.5m	13.6m (0)	12.7m (0)	2:19.47	28.46s	29.65s
3 ROCKINTHECITY	8	13.2m	16.1m (1)	11.1m (1)	2:19.52	28.16s	29.82s
4 GIDUP CAPTAIN	9	18.2m	20.6m (1)	14.4m (2)	2:19.91	28.08s	29.97s

Finish Position and metres gained

First Arrow shows distance gain/loss from 2nd Qtr to 3rd Qtr, Second Arrow shows distance gain/loss from 3rd Qtr to Finish
Blue arrow indicates best gain in these quarters.



Visual positions in race at 2nd Quarter



Visual positions in race at 3rd Quarter



Marburg Race 8 Distance 1850m

Sunday, 20 October 2024

Gross Time: 2:17.60 MileRate: 1:59.70 LeadTime: 17.20s First Qtr: 30.70s Second Qtr: 32.10s Third Qtr: 29.10s Fourth Qtr: 28.50s

DATA TABLE: 800 / 400 Posi's are position from leader and (how wide the horse was at that position)

NoHorse	Plc	Mar	800 Posi	400 Posi	Time	3rd Qtr	4th Qt
3 LULU LUCIFER	1	0.0m	0.0m (0)	0.0m (0)	2:17.60	29.10s	28.50s
7 LA SABINA	2	1.9m	4.4m (0)	3.9m (0)	2:17.74	29.06s	28.36s
6 ROCKTIME	3	18.8m	13.0m (1)	8.9m (1)	2:19.01	28.80s	29.27s
9 TRALEE MAXIE	4	20.5m	17.7m (1)	11.7m (2)	2:19.13	28.66s	29.19s
8 CAPTAIN FOXTROT	5	23.4m	4.4m (1)	4.5m (1)	2:19.35	29.10s	29.93s
5 KEAYANG TARA	6	24.1m	21.6m (1)	16.2m (2)	2:19.40	28.70s	29.14s
1 FOXI FIVE	7	29.9m	10.5m (0)	12.3m (0)	2:19.84	29.22s	29.86s
4 MUCHO GUAPA	8	116.3m	8.6m (1)	14.5m (1)	2:26.31	29.52s	36.17s
2 MISTER DELWIN	9	144.8m	88.5m (0)	96.4m (0)	2:28.44	29.60s	32.44s

Finish Position and metres gained

First Arrow shows distance gain/loss from 2nd Qtr to 3rd Qtr, Second Arrow shows distance gain/loss from 3rd Qtr to Finish Blue arrow indicates best gain in these quarters.

