

Marburg Race 1 Distance 1850m

Monday, 6 May 2024



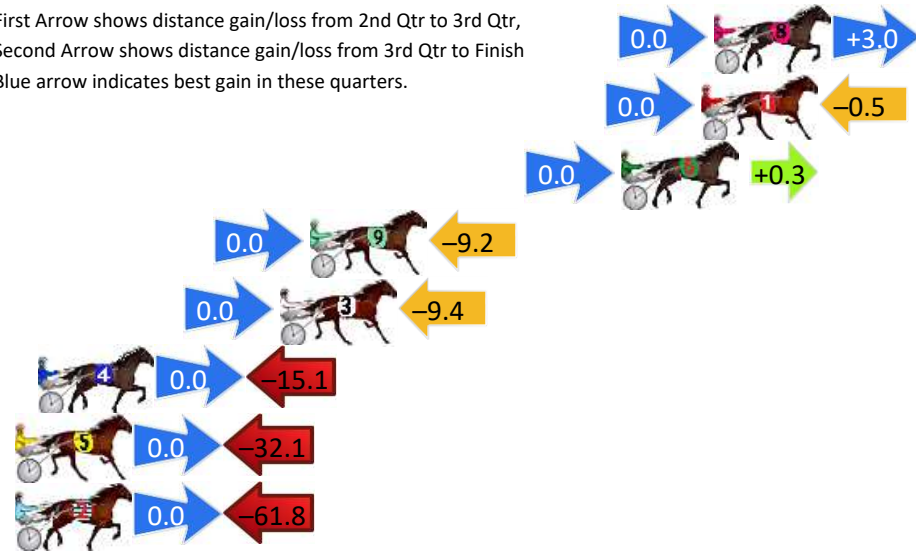
Gross Time: 2:21.10 MileRate: 2:02.80 LeadTime: 16.70s First Qtr: 31.70s Second Qtr: 32.40s Third Qtr: 30.90s Fourth Qtr: 29.40s

DATA TABLE: 800 / 400 Posi's are position from leader and (how wide the horse was at that position)

No	Horse	Plc	Mar	800 Posi	400 Posi	Time	3rd Qtr	4th Qt
8	RAINBOW GAMBLER	1	0.0m	3.0m (1)	3.0m (1)	2:21.10	30.89s	29.18s
1	DENIS THE PUNTER	2	0.5m	0.0m (0)	0.0m (0)	2:21.14	30.90s	29.44s
6	DOTELDO	3	3.7m	4.0m (0)	4.0m (0)	2:21.39	30.90s	29.38s
9	BETTY WINKLE	4	16.2m	7.0m (1)	7.0m (1)	2:22.35	30.92s	30.07s
3	MISTY RULER	5	17.4m	8.0m (0)	8.0m (0)	2:22.44	30.92s	30.09s
4	AIR BORN	6	27.1m	12.0m (0)	12.0m (0)	2:23.19	30.93s	30.50s
5	TRUSTFULL	7	43.1m	11.0m (1)	11.0m (1)	2:24.42	30.96s	31.75s
2	BERNICES LOVE	8	111.8m	50.0m (0)	50.0m (0)	2:29.72	31.02s	33.92s

Finish Position and metres gained

First Arrow shows distance gain/loss from 2nd Qtr to 3rd Qtr, Second Arrow shows distance gain/loss from 3rd Qtr to Finish
Blue arrow indicates best gain in these quarters.



Marburg Race 2 Distance 1850m

Monday, 6 May 2024



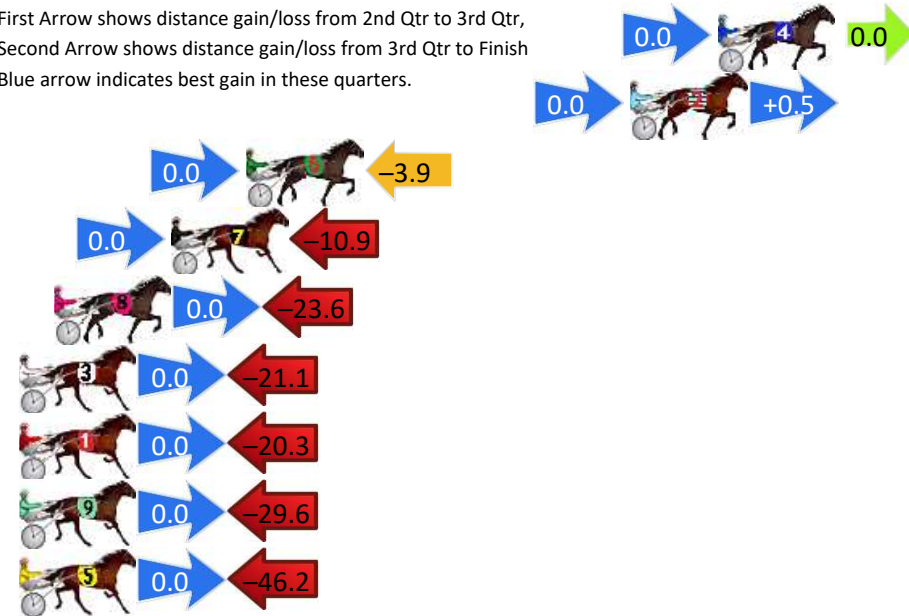
Gross Time: 2:17.80 MileRate: 1:59.90 LeadTime: 16.20s First Qtr: 31.40s Second Qtr: 30.10s Third Qtr: 29.70s Fourth Qtr: 30.40s

DATA TABLE: 800 / 400 Posi's are position from leader and (how wide the horse was at that position)

No	Horse	Plc	Mar	800 Posi	400 Posi	Time	3rd Qtr	4th Qt
4	ROCKIN CHIKA	1	0.0m	0.0m (0)	0.0m (0)	2:17.80	29.70s	30.40s
2	ZED EXPRESS	2	3.5m	4.0m (0)	4.0m (0)	2:18.08	29.70s	30.36s
6	MUSTANG DUDE	3	18.9m	15.0m (1)	15.0m (1)	2:19.30	29.70s	30.69s
7	MY ULTIMATE HESTON	4	21.9m	11.0m (1)	11.0m (1)	2:19.54	29.69s	31.22s
8	GOSLING IN FLIGHT	5	26.6m	3.0m (1)	3.0m (1)	2:19.92	29.68s	32.18s
3	SARIE MARAIS	6	28.1m	7.0m (1)	7.0m (1)	2:20.04	29.68s	31.99s
1	ALWAYS AT NIGHT	7	28.3m	8.0m (0)	8.0m (0)	2:20.05	29.68s	31.93s
9	TUFFY	8	41.6m	12.0m (0)	12.0m (0)	2:21.11	29.67s	32.64s
5	HAPPY SNAP	9	96.2m	50.0m (0)	50.0m (0)	2:25.46	29.66s	33.89s

Finish Position and metres gained

First Arrow shows distance gain/loss from 2nd Qtr to 3rd Qtr, Second Arrow shows distance gain/loss from 3rd Qtr to Finish
Blue arrow indicates best gain in these quarters.



Marburg Race 3 Distance 1850m

Monday, 6 May 2024

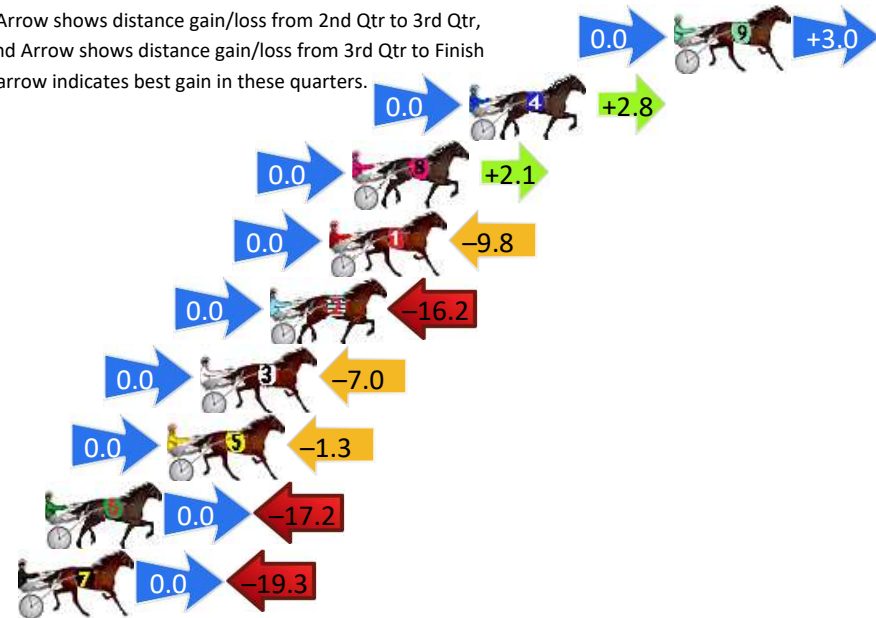
Gross Time: 2:19.00 MileRate: 2:00.90 LeadTime: 16.50s First Qtr: 31.90s Second Qtr: 31.50s Third Qtr: 29.80s Fourth Qtr: 29.30s

DATA TABLE: 800 / 400 Posi's are position from leader and (how wide the horse was at that position)

NoHorse	Plc	Mar	800 Posi	400 Posi	Time	3rd Qtr	4th Qt
9 CHARLIE CHUCKLES	1	0.0m	3.0m (1)	3.0m (1)	2:19.00	29.80s	29.08s
4 SINGER SNAP	2	8.2m	11.0m (1)	11.0m (1)	2:19.63	29.80s	29.10s
8 CHAKANA	3	12.9m	15.0m (1)	15.0m (1)	2:19.99	29.80s	29.15s
1 SMOKING ZAK	4	13.8m	4.0m (0)	4.0m (0)	2:20.06	29.81s	30.01s
2 SHOWEM SIMON	5	16.2m	0.0m (0)	0.0m (0)	2:20.24	29.81s	30.48s
3 MONTANA ONE	6	19.0m	12.0m (0)	12.0m (0)	2:20.46	29.80s	29.81s
5 MYSTICAL CHARM	7	20.3m	19.0m (1)	19.0m (1)	2:20.56	29.80s	29.39s
6 DESTINY BLUES	8	25.2m	8.0m (0)	8.0m (0)	2:20.94	29.81s	30.55s
7 COBBLER LANE	9	26.3m	7.0m (1)	7.0m (1)	2:21.02	29.81s	30.71s

Finish Position and metres gained

First Arrow shows distance gain/loss from 2nd Qtr to 3rd Qtr, Second Arrow shows distance gain/loss from 3rd Qtr to Finish
Blue arrow indicates best gain in these quarters.



800

Visual positions in race at 2nd Quarter



400

Visual positions in race at 3rd Quarter



Marburg Race 4 Distance 1850m

Monday, 6 May 2024

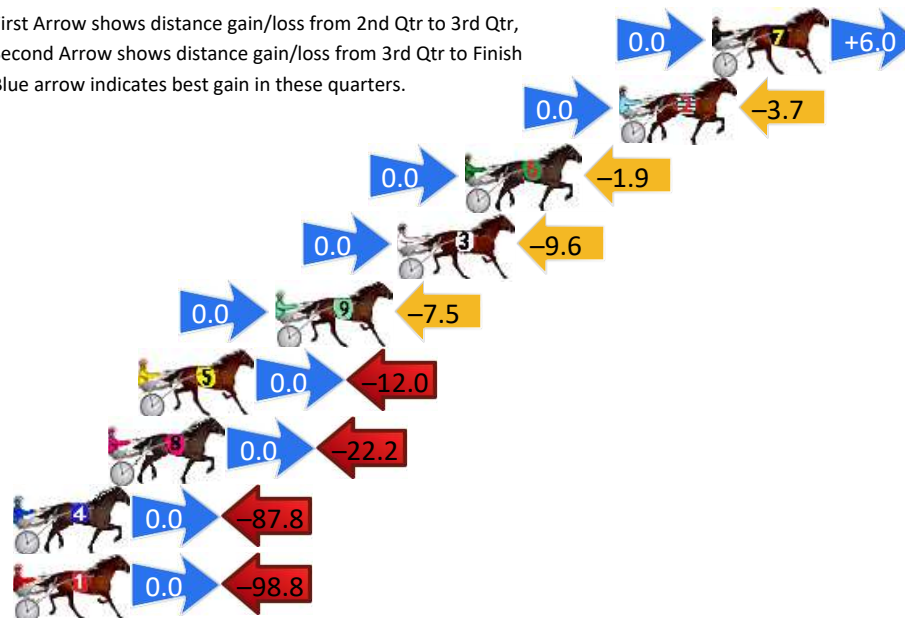
Gross Time: 2:19.90 MileRate: 2:01.70 LeadTime: 17.00s First Qtr: 31.60s Second Qtr: 31.60s Third Qtr: 29.40s Fourth Qtr: 30.30s

DATA TABLE: 800 / 400 Posi's are position from leader and (how wide the horse was at that position)

NoHorse	Plc	Mar	800 Posi	400 Posi	Time	3rd Qtr	4th Qt
7 OUR LITTLE SKIPPER	1	0.0m	6.0m (2)	6.0m (2)	2:19.90	29.41s	29.85s
2 SPORTY AZZ	2	3.7m	0.0m (0)	0.0m (0)	2:20.19	29.40s	30.58s
6 BUSTN FEELZ GOOD	3	9.9m	8.0m (0)	8.0m (0)	2:20.69	29.40s	30.44s
3 MANY DELIGHTS	4	12.6m	3.0m (1)	3.0m (1)	2:20.90	29.39s	31.02s
9 DOOLITTLE DAYS	5	17.5m	10.0m (2)	10.0m (2)	2:21.29	29.39s	30.86s
5 BABY GINNIE	6	23.0m	11.0m (1)	11.0m (1)	2:21.72	29.39s	31.20s
8 FRAME DRIVE	7	24.2m	2.0m (3)	2.0m (3)	2:21.82	29.38s	31.97s
4 MOLLIDOR	8	94.8m	7.0m (1)	7.0m (1)	2:27.42	29.30s	36.91s
1 WRITEABOUTCHELSEA A	9	102.8m	4.0m (0)	4.0m (0)	2:28.05	29.29s	37.74s

Finish Position and metres gained

First Arrow shows distance gain/loss from 2nd Qtr to 3rd Qtr, Second Arrow shows distance gain/loss from 3rd Qtr to Finish
Blue arrow indicates best gain in these quarters.



800

Visual positions in race at 2nd Quarter



400

Visual positions in race at 3rd Quarter

Marburg Race 5 Distance 2200m

Monday, 6 May 2024

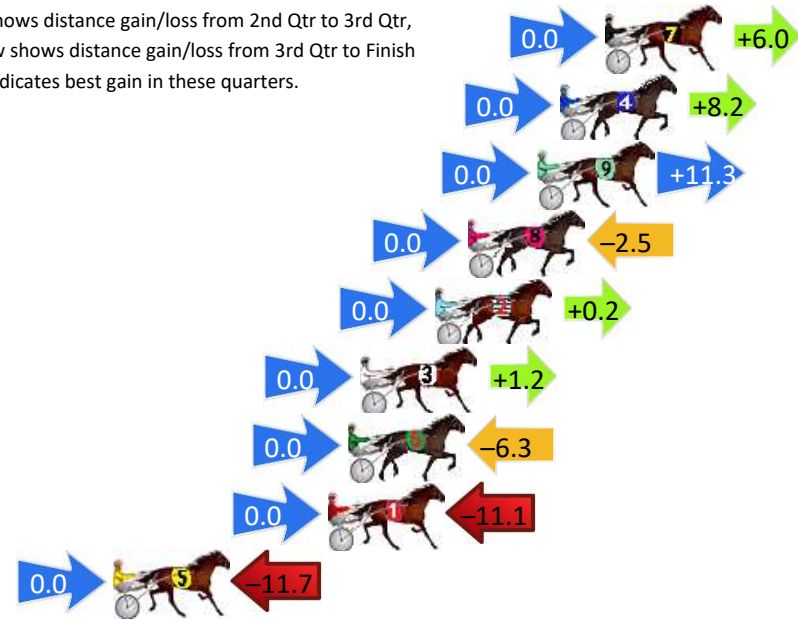
Gross Time: 2:46.70 MileRate: 2:02.00 LeadTime: 45.10s First Qtr: 31.40s Second Qtr: 30.30s Third Qtr: 29.80s Fourth Qtr: 30.10s

DATA TABLE: 800 / 400 Posi's are position from leader and (how wide the horse was at that position)

NoHorse	Plc	Mar	800 Posi	400 Posi	Time	3rd Qtr	4th Qt
7 BLUE BLOODZ	1	0.0m	6.0m (2)	6.0m (2)	2:46.70	29.80s	29.65s
4 SKIPPERS SWAN SONG	2	1.8m	10.0m (2)	10.0m (2)	2:46.84	29.80s	29.49s
9 KISS ON THE BEACH	3	2.7m	14.0m (2)	14.0m (2)	2:46.91	29.80s	29.25s
8 MAJOR SLIP UP	4	5.5m	3.0m (1)	3.0m (1)	2:47.13	29.80s	30.29s
2 VANISH HANOVER	5	6.8m	7.0m (1)	7.0m (1)	2:47.24	29.80s	30.09s
3 PINK RIVER DIAMOND	6	9.8m	11.0m (1)	11.0m (1)	2:47.47	29.80s	30.01s
6 CONVAIR HUSTLER	7	10.3m	4.0m (0)	4.0m (0)	2:47.51	29.80s	30.57s
1 SCHOOPY	8	11.1m	0.0m (0)	0.0m (0)	2:47.57	29.80s	30.93s
5 RUBINI	9	19.7m	8.0m (0)	8.0m (0)	2:48.25	29.80s	30.98s

Finish Position and metres gained

First Arrow shows distance gain/loss from 2nd Qtr to 3rd Qtr, Second Arrow shows distance gain/loss from 3rd Qtr to Finish
Blue arrow indicates best gain in these quarters.



800

Visual positions in race at 2nd Quarter



400

Visual positions in race at 3rd Quarter



Marburg Race 6 Distance 1850m

Monday, 6 May 2024

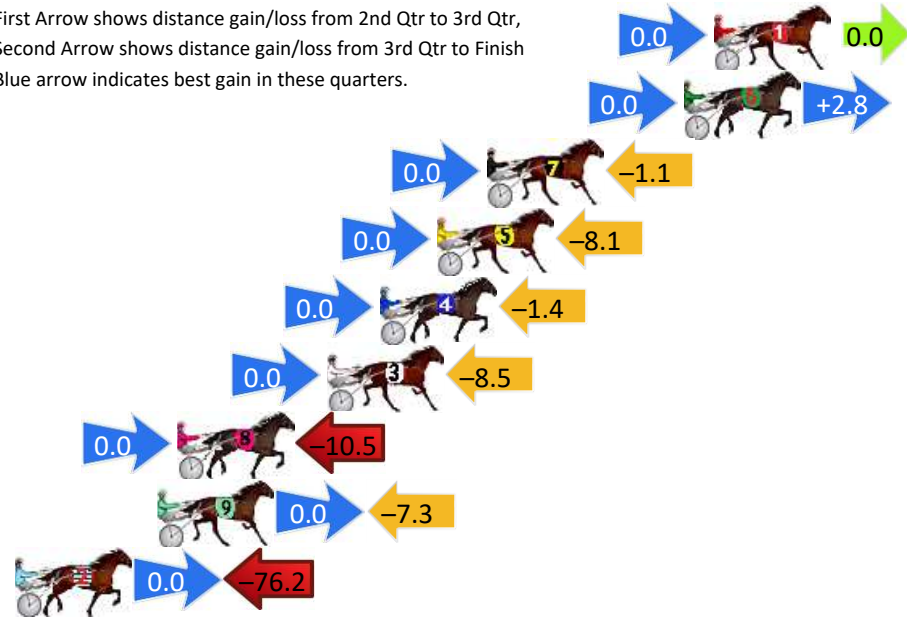
Gross Time: 2:16.00 MileRate: 1:58.30 LeadTime: 16.40s First Qtr: 30.60s Second Qtr: 31.20s Third Qtr: 29.10s Fourth Qtr: 28.70s

DATA TABLE: 800 / 400 Posi's are position from leader and (how wide the horse was at that position)

NoHorse	Plc	Mar	800 Posi	400 Posi	Time	3rd Qtr	4th Qt
1 DELIGHTFUL RAINBOW	1	0.0m	0.0m (0)	0.0m (0)	2:16.00	29.10s	28.70s
6 STUDLEIGH MARK	2	1.2m	4.0m (0)	4.0m (0)	2:16.09	29.10s	28.50s
7 KEAYANG TARA	3	9.1m	8.0m (0)	8.0m (0)	2:16.69	29.10s	28.78s
5 LULU MAE	4	11.1m	3.0m (1)	3.0m (1)	2:16.84	29.10s	29.28s
4 FOXI FIVE	5	13.4m	12.0m (0)	12.0m (0)	2:17.01	29.10s	28.80s
3 TEACHERS PET	6	15.5m	7.0m (1)	7.0m (1)	2:17.17	29.10s	29.31s
8 MITTYS THREE ACES	7	21.5m	11.0m (1)	11.0m (1)	2:17.62	29.11s	29.45s
9 ALLEGRETTO	8	22.3m	15.0m (1)	15.0m (1)	2:17.68	29.10s	29.22s
2 WATERLINE	9	92.2m	16.0m (0)	16.0m (0)	2:22.95	29.14s	34.14s

Finish Position and metres gained

First Arrow shows distance gain/loss from 2nd Qtr to 3rd Qtr, Second Arrow shows distance gain/loss from 3rd Qtr to Finish. Blue arrow indicates best gain in these quarters.



800

Visual positions in race at 2nd Quarter



400

Visual positions in race at 3rd Quarter



Marburg Race 7 Distance 2200m

Monday, 6 May 2024

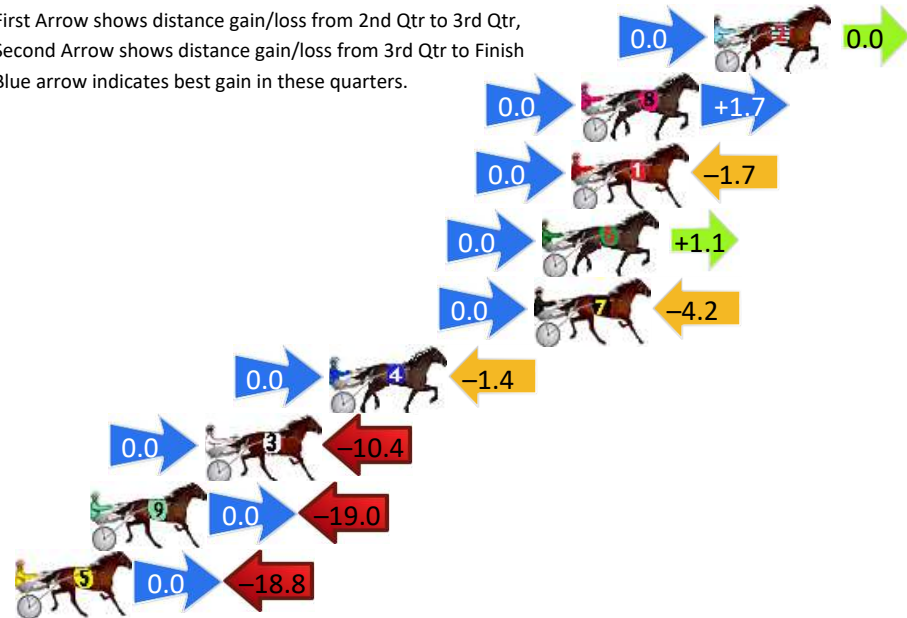
Gross Time: 2:44.30 MileRate: 2:00.20 LeadTime: 43.80s First Qtr: 31.20s Second Qtr: 31.50s Third Qtr: 28.60s Fourth Qtr: 29.20s

DATA TABLE: 800 / 400 Posi's are position from leader and (how wide the horse was at that position)

No	Horse	Plc	Mar	800 Posi	400 Posi	Time	3rd Qtr	4th Qt
2	SPECIALANDIKNOWIT	1	0.0m	0.0m (0)	0.0m (0)	2:44.30	28.60s	29.20s
8	MEGA STAR	2	5.3m	7.0m (1)	7.0m (1)	2:44.71	28.60s	29.08s
1	COPY WRITER	3	5.7m	4.0m (0)	4.0m (0)	2:44.74	28.60s	29.32s
6	VINCERO	4	6.9m	8.0m (0)	8.0m (0)	2:44.83	28.60s	29.12s
7	TRALEE MAXIE	5	7.2m	3.0m (1)	3.0m (1)	2:44.85	28.60s	29.50s
4	WESTERN ACTION	6	15.4m	14.0m (2)	14.0m (2)	2:45.48	28.60s	29.30s
3	MAJORMISS	7	20.4m	10.0m (2)	10.0m (2)	2:45.86	28.59s	29.95s
9	LADY ALLEGRA	8	25.0m	6.0m (2)	6.0m (2)	2:46.21	28.59s	30.58s
5	DOWNTOWN MANHATTAN	9	29.8m	11.0m (1)	11.0m (1)	2:46.58	28.59s	30.56s

Finish Position and metres gained

First Arrow shows distance gain/loss from 2nd Qtr to 3rd Qtr, Second Arrow shows distance gain/loss from 3rd Qtr to Finish. Blue arrow indicates best gain in these quarters.



800

Visual positions in race at 2nd Quarter



400

Visual positions in race at 3rd Quarter



Marburg Race 8 Distance 1850m

Monday, 6 May 2024

Gross Time: 2:14.90 MileRate: 1:57.40 LeadTime: 16.30s First Qtr: 30.00s Second Qtr: 28.90s Third Qtr: 29.70s Fourth Qtr: 30.00s

DATA TABLE: 800 / 400 Posi's are position from leader and (how wide the horse was at that position)

No	Horse	Plc	Mar	800 Posi	400 Posi	Time	3rd Qtr	4th Qt
1	SQUARE DEALER	1	0.0m	0.0m (0)	0.0m (0)	2:14.90	29.70s	30.00s
2	WOODLEA DIEGO	2	1.5m	4.0m (0)	4.0m (0)	2:15.02	29.70s	29.81s
3	OUR ULTIMATE IVY	3	5.5m	7.0m (1)	7.0m (1)	2:15.33	29.70s	29.89s
9	LULU LUCIFER	4	19.4m	12.0m (0)	12.0m (0)	2:16.42	29.70s	30.55s
5	ONLYSBEST	5	22.0m	3.0m (1)	3.0m (1)	2:16.63	29.69s	31.42s
8	TREACHEROUS ONE	6	22.8m	11.0m (1)	11.0m (1)	2:16.69	29.70s	30.88s
4	MACH BRILLIANCE	7	34.9m	15.0m (1)	15.0m (1)	2:17.64	29.69s	31.48s
7	RIVERLEIGH JEFF	8	41.0m	8.0m (0)	8.0m (0)	2:18.12	29.69s	32.46s
6	KEAYANG FROGGY	9	171.0m	50.0m (0)	50.0m (0)	2:28.34	29.65s	39.02s

Finish Position and metres gained

First Arrow shows distance gain/loss from 2nd Qtr to 3rd Qtr, Second Arrow shows distance gain/loss from 3rd Qtr to Finish. Blue arrow indicates best gain in these quarters.

