

# Marburg Race 1 Distance 1850m

Sunday, 31 March 2024



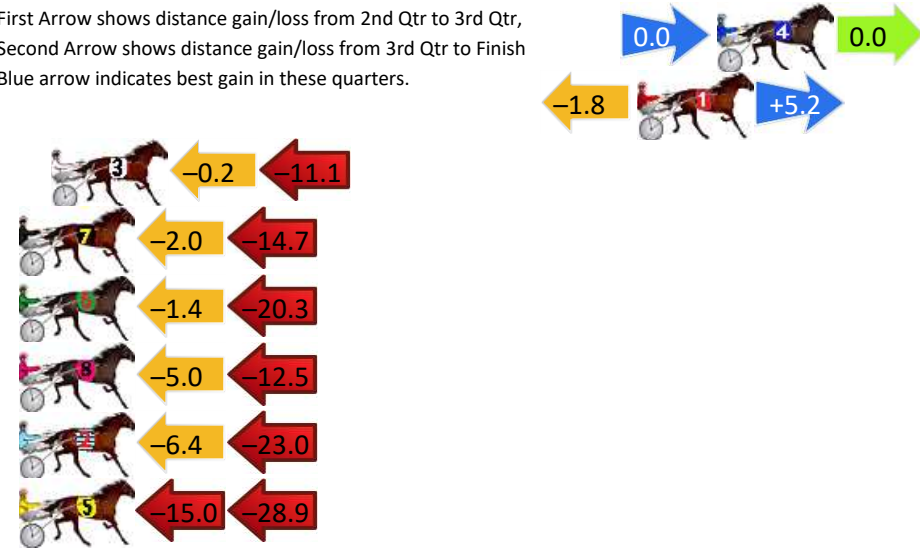
Gross Time: 2:18.10 MileRate: 2:00.10 LeadTime: 16.20s First Qtr: 31.90s Second Qtr: 30.70s Third Qtr: 28.90s Fourth Qtr: 30.40s

DATA TABLE: 800 / 400 Posi's are position from leader and (how wide the horse was at that position)

No	Horse	Plc	Mar	800 Posi	400 Posi	Time	3rd Qtr	4th Qt
4	YELLA	1	0.0m	0.0m (0)	0.0m (0)	2:18.10	28.90s	30.40s
1	TRUSTFULL	2	3.2m	6.6m (0)	8.4m (0)	2:18.35	29.04s	30.01s
3	POETIC REASON	3	26.7m	15.4m (0)	15.6m (0)	2:20.22	28.89s	31.24s
7	FANCY LIKE BARBIE	4	30.7m	14.0m (1)	16.0m (2)	2:20.54	29.02s	31.51s
6	BETTY WINKLE	5	32.5m	10.8m (0)	12.2m (1)	2:20.69	28.97s	31.93s
8	MISTY RULER	6	37.3m	19.8m (0)	24.8m (0)	2:21.07	29.25s	31.34s
2	MELTON SCHLEGER	7	47.8m	18.4m (1)	24.8m (1)	2:21.90	29.33s	32.14s
5	CELESTINE	8	128.9m	85.0m (0)	100.0m (0)	2:28.36	29.95s	32.58s

## Finish Position and metres gained

First Arrow shows distance gain/loss from 2nd Qtr to 3rd Qtr, Second Arrow shows distance gain/loss from 3rd Qtr to Finish Blue arrow indicates best gain in these quarters.





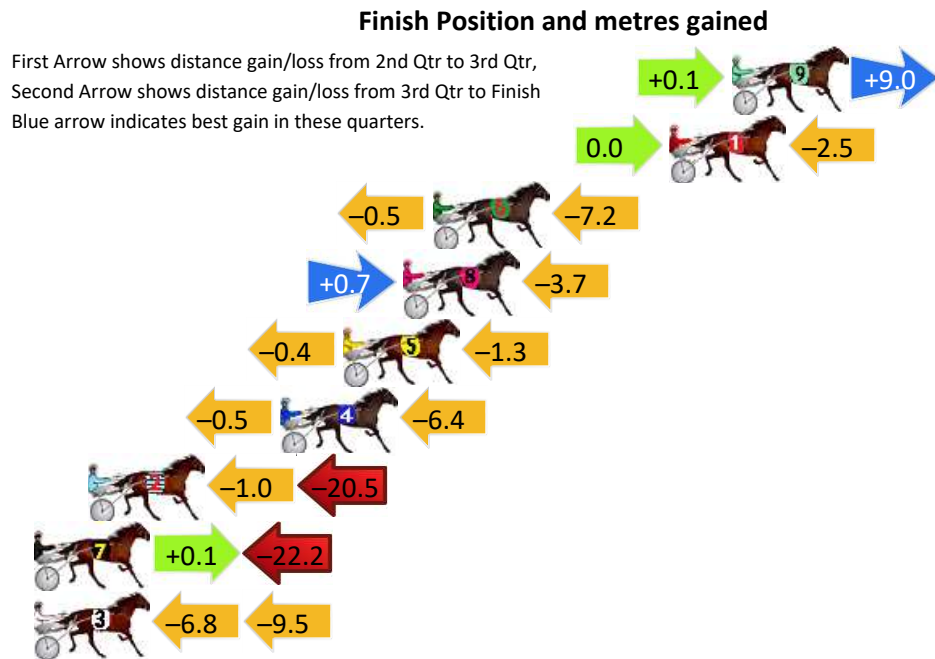
# Marburg Race 2 Distance 1850m

Sunday, 31 March 2024

Gross Time: 2:18.40 MileRate: 2:00.40 LeadTime: 16.90s First Qtr: 29.30s Second Qtr: 31.40s Third Qtr: 30.10s Fourth Qtr: 30.70s

DATA TABLE: 800 / 400 Posi's are position from leader and (how wide the horse was at that position)

NoHorse	Plc	Mar	800 Posi	400 Posi	Time	3rd Qtr	4th Qt
9 PINK RIVER DIAMOND	1	0.0m	9.1m (0)	9.0m (0)	2:18.40	30.10s	30.02s
1 TAKIDAH	2	2.5m	0.0m (0)	0.0m (0)	2:18.60	30.10s	30.90s
6 DONT YOUBE NAUGHTY	3	12.0m	4.3m (0)	4.8m (0)	2:19.36	30.14s	31.30s
8 FRAME DRIVE	4	13.2m	10.2m (1)	9.5m (1)	2:19.46	30.06s	31.04s
5 OFFICE BAD BOY	5	15.6m	13.9m (0)	14.3m (1)	2:19.65	30.14s	30.87s
4 TODAYS HERO	6	18.1m	11.2m (2)	11.7m (2)	2:19.85	30.14s	31.27s
2 SMOKING ZAK	7	25.8m	4.3m (1)	5.3m (1)	2:20.47	30.18s	32.37s
7 MYSTICAL CHARM	8	29.1m	7.0m (2)	6.9m (2)	2:20.74	30.10s	32.52s
3 MANY DELIGHTS	9	32.3m	16.0m (2)	22.8m (0)	2:20.99	30.62s	31.57s



# Marburg Race 3 Distance 1850m

Sunday, 31 March 2024



Gross Time: 2:17.10 MileRate: 1:59.30 LeadTime: 16.00s First Qtr: 30.90s Second Qtr: 30.20s Third Qtr: 29.10s Fourth Qtr: 30.90s

DATA TABLE: 800 / 400 Posi's are position from leader and (how wide the horse was at that position)


NoHorse	Plc	Mar	800 Posi	400 Posi	Time	3rd Qtr	4th Qt
6 BEEF CITY STARZZZ	1	0.0m	5.0m (0)	4.8m (0)	2:17.10	29.10s	30.54s
2 TEGAN LEE	2	3.8m	9.4m (0)	9.1m (0)	2:17.41	29.10s	30.53s
1 HURRIKANE KING	3	4.8m	0.0m (0)	0.0m (0)	2:17.49	29.10s	31.29s
7 FUNNILY ENOUGH	4	8.1m	15.5m (0)	12.9m (0)	2:17.75	28.94s	30.59s
8 SCHOOPY	5	12.4m	2.8m (1)	3.8m (1)	2:18.10	29.18s	31.62s
4 GABBYS IDEAL	6	21.1m	13.3m (1)	14.5m (2)	2:18.81	29.22s	31.53s
5 MISTER COLE	7	23.0m	18.8m (1)	17.2m (1)	2:18.96	29.02s	31.48s
3 COURAGEOUS LEO	8	32.2m	9.4m (1)	11.8m (1)	2:19.70	29.30s	32.62s
9 LEFT TO ROCKNROLL	9	45.9m	25.4m (0)	30.0m (0)	2:20.81	29.50s	32.37s

## Finish Position and metres gained

First Arrow shows distance gain/loss from 2nd Qtr to 3rd Qtr, Second Arrow shows distance gain/loss from 3rd Qtr to Finish Blue arrow indicates best gain in these quarters.



Visual positions in race at 2nd Quarter



Visual positions in race at 3rd Quarter



# Marburg Race 4 Distance 1850m

Sunday, 31 March 2024


Gross Time: 2:19.70 MileRate: 2:01.50 LeadTime: 16.30s First Qtr: 32.50s Second Qtr: 31.90s Third Qtr: 29.10s Fourth Qtr: 29.90s

DATA TABLE: 800 / 400 Posi's are position from leader and (how wide the horse was at that position)

No	Horse	Plc	Mar	800 Posi	400 Posi	Time	3rd Qtr	4th Qt
3	MAMMALS DESTINY	1	0.0m	0.0m (0)	0.0m (0)	2:19.70	29.10s	29.90s
1	CHANG	2	3.3m	4.2m (0)	5.5m (1)	2:19.96	29.20s	29.76s
7	MUSTANG DUDE	3	17.6m	9.4m (1)	15.3m (2)	2:21.08	29.54s	30.16s
9	NIGHT SHADOW	4	19.8m	13.8m (1)	8.2m (2)	2:21.25	28.70s	30.85s
6	JAYDES TERROR	5	20.6m	8.9m (0)	9.0m (0)	2:21.31	29.12s	30.85s
2	ALWAYS AT NIGHT	6	28.8m	18.3m (1)	20.2m (2)	2:21.96	29.26s	30.68s
8	WHATA CHALLENGE	7	43.6m	13.8m (0)	13.6m (0)	2:23.12	29.10s	32.32s
5	MOLLIDOR	8	43.8m	4.7m (1)	16.9m (1)	2:23.13	30.00s	32.09s
4	MELTON XMAS GIRL	9	184.3m	23.2m (1)	18.0m (0)	2:34.14	28.74s	43.02s


## Finish Position and metres gained

First Arrow shows distance gain/loss from 2nd Qtr to 3rd Qtr, Second Arrow shows distance gain/loss from 3rd Qtr to Finish. Blue arrow indicates best gain in these quarters.



800

Visual positions in race at 2nd Quarter



400

Visual positions in race at 3rd Quarter



# Marburg Race 5 Distance 2200m

Sunday, 31 March 2024



Gross Time: 2:47.00 MileRate: 2:01.60 LeadTime: 46.40s First Qtr: 31.10s Second Qtr: 30.80s Third Qtr: 29.10s Fourth Qtr: 29.60s

DATA TABLE: 800 / 400 Posi's are position from leader and (how wide the horse was at that position)

No	Horse	Plc	Mar	800 Posi	400 Posi	Time	3rd Qtr	4th Qt
5	KEAYANG TARA	1	0.0m	9.4m (1)	3.8m (1)	2:47.00	28.70s	29.32s
3	GRACENAVA	2	1.4m	2.8m (1)	0.0m (1)	2:47.11	28.90s	29.71s
7	GOELITZ	3	3.1m	19.4m (0)	8.2m (2)	2:47.24	28.30s	29.24s
8	JOHNSON STEP	4	3.2m	15.5m (2)	8.8m (1)	2:47.25	28.62s	29.21s
9	MIGHTY FLYING DEAL	5	3.5m	14.4m (0)	10.4m (0)	2:47.27	28.82s	29.11s
2	CHANCELESS CENTURY	6	13.5m	4.4m (0)	5.5m (0)	2:48.05	29.18s	30.25s
1	MY ULTIMATE HESTON	7	25.6m	0.0m (0)	1.1m (0)	2:48.99	29.18s	31.51s
6	MISTER QUIRK	8	28.9m	18.3m (3)	4.4m (2)	2:49.24	28.10s	31.52s
4	STRUTTY	9	85.5m	14.9m (1)	56.7m (0)	2:53.63	32.16s	32.09s

## Finish Position and metres gained

First Arrow shows distance gain/loss from 2nd Qtr to 3rd Qtr, Second Arrow shows distance gain/loss from 3rd Qtr to Finish  
Blue arrow indicates best gain in these quarters.



Visual positions in race at 2nd Quarter

Visual positions in race at 3rd Quarter


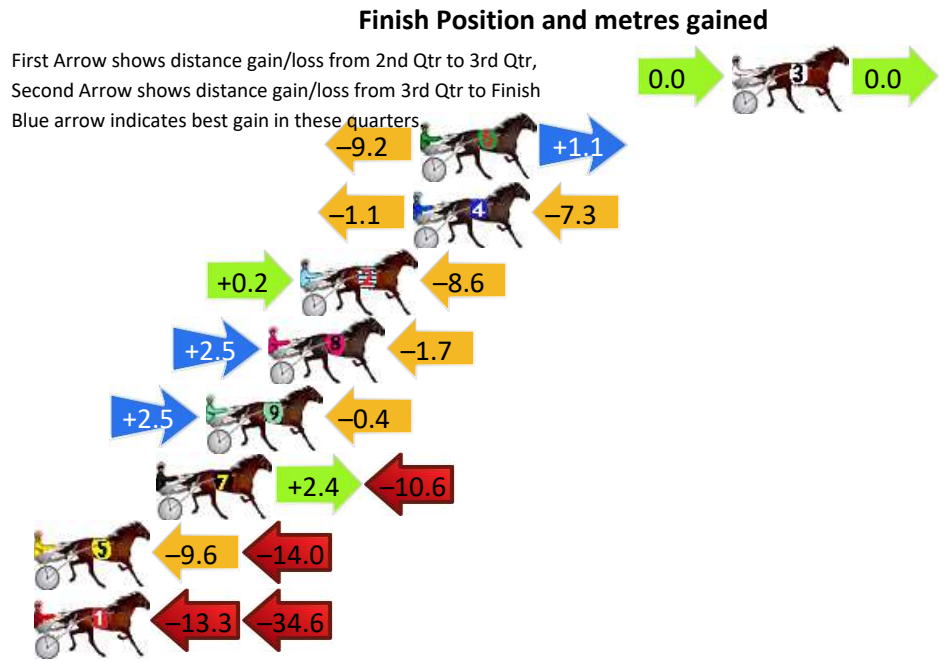
# Marburg Race 6 Distance 1850m

Sunday, 31 March 2024

Gross Time: 2:17.10 MileRate: 1:59.20 LeadTime: 16.80s First Qtr: 29.80s Second Qtr: 31.40s Third Qtr: 29.10s Fourth Qtr: 30.00s

DATA TABLE: 800 / 400 Posi's are position from leader and (how wide the horse was at that position)

NoHorse	Plc	Mar	800 Posi	400 Posi	Time	3rd Qtr	4th Qt
3 BATMAN BART	1	0.0m	0.0m (1)	0.0m (0)	2:17.10	29.10s	30.00s
6 KULANI COURAGE	2	12.5m	4.4m (0)	13.6m (1)	2:18.08	29.78s	29.98s
4 ROLLONX	3	12.8m	4.4m (1)	5.5m (0)	2:18.11	29.18s	30.61s
2 CONVAIR HUSTLER	4	17.3m	8.9m (1)	8.7m (1)	2:18.46	29.10s	30.72s
8 WESTERN SHOWGIRL	5	18.6m	19.4m (1)	16.9m (2)	2:18.56	28.94s	30.22s
9 HIGHLY RESPECTED	6	21.1m	23.2m (1)	20.7m (2)	2:18.76	28.94s	30.14s
7 RANCHO MAN	7	23.1m	14.9m (1)	12.5m (2)	2:18.92	28.94s	30.90s
5 CHAKANA	8	32.5m	8.9m (0)	18.5m (1)	2:19.65	29.82s	31.19s
1 CIRCLE LINE	9	48.2m	0.3m (0)	13.6m (0)	2:20.89	30.08s	32.79s



# Marburg Race 7 Distance 2200m

Sunday, 31 March 2024



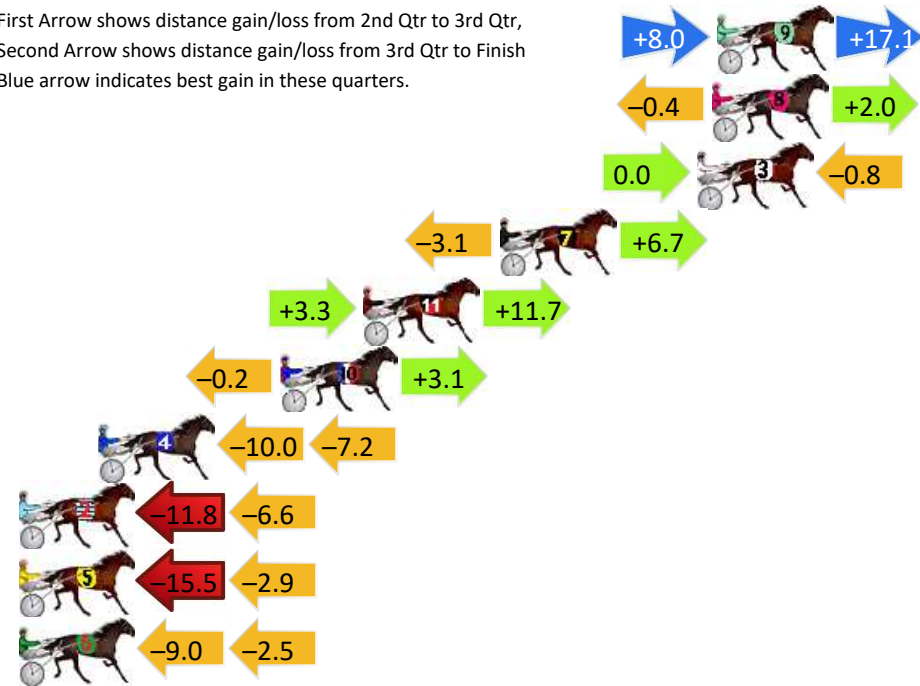
Gross Time: 2:43.10 MileRate: 1:57.70 LeadTime: 44.40s First Qtr: 30.80s Second Qtr: 29.40s Third Qtr: 27.60s Fourth Qtr: 30.90s

DATA TABLE: 800 / 400 Posi's are position from leader and (how wide the horse was at that position)

No	Horse	Plc	Mar	800 Posi	400 Posi	Time	3rd Qtr	4th Qt
9	MYDADSAID	1	0.0m	25.1m (2)	17.1m (2)	2:43.10	27.12s	29.66s
8	LITTLE BOLT	2	0.2m	1.8m (1)	2.2m (1)	2:43.12	27.64s	30.76s
3	TROUPER JUJON	3	0.8m	0.0m (0)	0.0m (0)	2:43.16	27.60s	30.96s
7	ONE LAST ROLL	4	8.7m	12.3m (0)	15.4m (1)	2:43.80	27.88s	30.48s
11	SIR BRIGADOON	5	14.2m	29.2m (2)	25.9m (1)	2:44.25	27.48s	30.17s
10	MERGE RIGHT	6	17.5m	20.4m (1)	20.6m (2)	2:44.51	27.70s	30.81s
4	PARTY CHANGER	7	24.8m	7.6m (0)	17.6m (0)	2:45.10	28.36s	31.62s
2	MONGOLIAN CONQUEROR	8	33.6m	15.2m (1)	27.0m (0)	2:45.82	28.52s	31.66s
5	ALTANA BLUE	9	36.5m	18.1m (0)	33.6m (0)	2:46.05	28.80s	31.41s
6	HIT THE TRACK	10	36.6m	25.1m (0)	34.1m (1)	2:46.06	28.36s	31.38s

## Finish Position and metres gained

First Arrow shows distance gain/loss from 2nd Qtr to 3rd Qtr, Second Arrow shows distance gain/loss from 3rd Qtr to Finish  
Blue arrow indicates best gain in these quarters.



# Marburg Race 8 Distance 2200m

Sunday, 31 March 2024



Gross Time: 2:45.10 MileRate: 2:00.80 LeadTime: 44.20s First Qtr: 31.60s Second Qtr: 31.30s Third Qtr: 28.70s Fourth Qtr: 29.30s

DATA TABLE: 800 / 400 Posi's are position from leader and (how wide the horse was at that position)

No	Horse	Plc	Mar	800 Posi	400 Posi	Time	3rd Qtr	4th Qt
7	KYRONTA	1	0.0m	9.0m (1)	3.9m (2)	2:45.10	28.34s	29.02s
6	MAJOR SLIP UP	2	8.7m	7.9m (0)	7.8m (1)	2:45.77	28.70s	29.41s
2	LA SABINA	3	14.2m	0.0m (0)	0.0m (0)	2:46.19	28.70s	30.39s
1	WRITE ABOUT ANGUS	4	14.6m	3.9m (0)	4.4m (0)	2:46.22	28.74s	30.10s
9	GLENLEDI COMMANDER	5	17.0m	16.8m (2)	0.6m (2)	2:46.41	27.54s	30.57s
8	ROCKNROLL MAX	6	17.2m	13.5m (1)	9.4m (2)	2:46.42	28.42s	29.94s
3	CERTAINLYCALLITIN	7	18.3m	4.5m (1)	3.3m (1)	2:46.51	28.62s	30.47s
4	SPRING INTO ACTION	8	26.7m	12.9m (0)	11.1m (0)	2:47.15	28.58s	30.55s
5	MY ULTIMATE RUDI	9	26.8m	18.0m (0)	26.6m (0)	2:47.16	29.34s	29.44s

## Finish Position and metres gained

First Arrow shows distance gain/loss from 2nd Qtr to 3rd Qtr, Second Arrow shows distance gain/loss from 3rd Qtr to Finish  
Blue arrow indicates best gain in these quarters.



800

Visual positions in race at 2nd Quarter



400

Visual positions in race at 3rd Quarter





# Marburg Race 9 Distance 1850m

Sunday, 31 March 2024

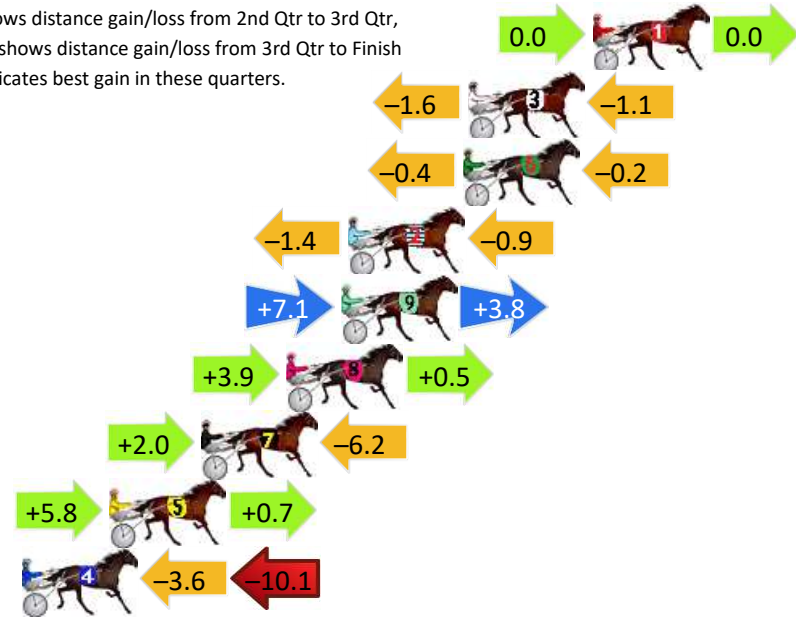
Gross Time: 2:16.00 MileRate: 1:58.30 LeadTime: 16.40s First Qtr: 30.90s Second Qtr: 30.90s Third Qtr: 28.00s Fourth Qtr: 29.80s

DATA TABLE: 800 / 400 Posi's are position from leader and (how wide the horse was at that position)

No	Horse	Plc	Mar	800 Posi	400 Posi	Time	3rd Qtr	4th Qt
1	DANIEL BOOM	1	0.0m	0.0m (0)	0.0m (0)	2:16.00	28.00s	29.80s
3	IMA BEACH BABE	2	5.0m	2.3m (1)	3.9m (1)	2:16.39	28.12s	29.91s
6	GELDOF	3	5.2m	4.6m (0)	5.0m (0)	2:16.41	28.04s	29.85s
2	MISS MIA	4	9.8m	7.5m (1)	8.9m (1)	2:16.77	28.12s	29.93s
9	BRIAN CHRISTOPHER	5	10.1m	21.0m (1)	13.9m (2)	2:16.79	27.54s	29.59s
8	SQUARE DEALER	6	12.3m	16.7m (1)	12.8m (1)	2:16.96	27.76s	29.84s
7	MIGHTY GEORGE	7	15.7m	11.5m (1)	9.5m (2)	2:17.23	27.88s	30.35s
5	ARTISTIC SAINT	8	19.4m	25.9m (1)	20.1m (1)	2:17.51	27.64s	29.87s
4	SIR BOSTON	9	22.9m	9.2m (0)	12.8m (0)	2:17.79	28.28s	30.67s

## Finish Position and metres gained

First Arrow shows distance gain/loss from 2nd Qtr to 3rd Qtr,  
Second Arrow shows distance gain/loss from 3rd Qtr to Finish  
Blue arrow indicates best gain in these quarters.



800

Visual positions in race at 2nd Quarter



400

Visual positions in race at 3rd Quarter

