

Marburg Race 1 Distance 1850m

Sunday, 3 March 2024



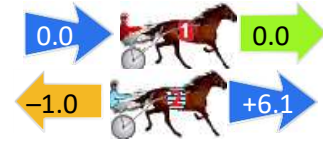
Gross Time: 2:17.50 MileRate: 1:59.60 LeadTime: 16.10s First Qtr: 32.10s Second Qtr: 29.70s Third Qtr: 29.20s Fourth Qtr: 30.40s

DATA TABLE: 800 / 400 Posi's are position from leader and (how wide the horse was at that position)

No	Horse	Plc	Mar	800 Posi	400 Posi	Time	3rd Qtr	4th Qt
1	SPRING INTO ACTION	1	0.0m	0.0m (0)	0.0m (0)	2:17.50	29.20s	30.40s
2	TRUSTFULL	2	0.4m	5.5m (0)	6.5m (0)	2:17.53	29.28s	29.95s
6	POETIC REASON	3	38.2m	9.9m (0)	17.3m (0)	2:20.54	29.76s	32.16s
3	SAFETOSAYIMFANCY	4	45.2m	7.7m (1)	18.4m (1)	2:21.10	30.00s	32.64s
4	MISTY RULER	5	45.3m	12.1m (1)	21.1m (2)	2:21.10	29.88s	32.44s
7	ICANANDIWILL	6	61.0m	19.8m (0)	31.9m (0)	2:22.35	30.12s	32.89s
8	CANT BE HELPED	7	155.3m	87.6m (0)	103.1m (0)	2:29.86	30.48s	35.12s

Finish Position and metres gained

First Arrow shows distance gain/loss from 2nd Qtr to 3rd Qtr, Second Arrow shows distance gain/loss from 3rd Qtr to Finish Blue arrow indicates best gain in these quarters.



Marburg Race 2 Distance 1850m

Sunday, 3 March 2024




Gross Time: 2:20.20 MileRate: 2:02.00 LeadTime: 16.10s First Qtr: 30.30s Second Qtr: 30.10s Third Qtr: 32.00s Fourth Qtr: 31.70s

DATA TABLE: 800 / 400 Posi's are position from leader and (how wide the horse was at that position)

No	Horse	Plc	Mar	800 Posi	400 Posi	Time	3rd Qtr	4th Qt
9	KISS ON THE BEACH	1	0.0m	13.9m (0)	7.6m (1)	2:20.20	31.56s	31.10s
2	SLIP OF COLADA	2	7.8m	12.8m (1)	1.0m (2)	2:20.85	31.12s	32.27s
5	ROCKIN CHIKA	3	8.0m	8.0m (1)	3.5m (1)	2:20.86	31.68s	32.08s
3	KEITH WILL DO	4	9.4m	5.1m (0)	12.1m (1)	2:20.98	32.58s	31.52s
8	FOXI FIVE	5	10.8m	9.4m (0)	15.9m (2)	2:21.09	32.56s	31.33s
4	WINTER ROSE	6	16.2m	3.2m (1)	0.0m (0)	2:21.54	31.76s	33.04s
7	OUR LITTLE SKIPPER	7	25.7m	17.1m (1)	8.6m (2)	2:22.33	31.40s	33.15s
1	THE TAX EVADER	8	57.7m	0.0m (0)	7.6m (0)	2:24.98	32.60s	35.88s
6	LINCOLN HART	9	180.9m	106.7m (0)	120.5m (0)	2:35.18	33.56s	37.14s

Finish Position and metres gained

First Arrow shows distance gain/loss from 2nd Qtr to 3rd Qtr, Second Arrow shows distance gain/loss from 3rd Qtr to Finish
Blue arrow indicates best gain in these quarters.



Marburg Race 3 Distance 1850m

Sunday, 3 March 2024




Gross Time: 2:18.80 MileRate: 2:00.80 LeadTime: 17.00s First Qtr: 31.10s Second Qtr: 29.70s Third Qtr: 30.10s Fourth Qtr: 30.90s

DATA TABLE: 800 / 400 Posi's are position from leader and (how wide the horse was at that position)

No	Horse	Plc	Mar	800 Posi	400 Posi	Time	3rd Qtr	4th Qt
5	MY ULTIMATE HESTON	1	0.0m	4.9m (1)	4.5m (1)	2:18.80	30.08s	30.56s
7	BULLDOG BRAWLER	2	2.2m	10.0m (1)	8.5m (2)	2:18.98	30.00s	30.44s
4	AFTER DARN	3	3.0m	0.6m (1)	0.0m (1)	2:19.04	30.06s	31.14s
1	CHANG	4	7.1m	9.8m (0)	17.9m (1)	2:19.37	30.74s	30.11s
6	WHATA CHALLENGE	5	15.0m	14.6m (0)	14.0m (1)	2:20.01	30.08s	31.05s
8	FRAME DRIVE	6	21.6m	0.0m (0)	2.1m (0)	2:20.55	30.26s	32.49s
2	SMOKING ZAK	7	46.7m	27.6m (0)	30.6m (0)	2:22.57	30.38s	32.35s
3	KEAYANG SPONGE BOB	8	61.2m	4.9m (0)	13.7m (0)	2:23.75	30.78s	34.81s
9	TEST OF FIRE	9	88.9m	48.8m (0)	59.1m (0)	2:25.98	30.98s	33.60s

Finish Position and metres gained

First Arrow shows distance gain/loss from 2nd Qtr to 3rd Qtr, Second Arrow shows distance gain/loss from 3rd Qtr to Finish
Blue arrow indicates best gain in these quarters.



Marburg Race 4 Distance 1850m

Sunday, 3 March 2024




Gross Time: 2:16.70 MileRate: 1:58.90 LeadTime: 16.10s First Qtr: 30.50s Second Qtr: 29.90s Third Qtr: 30.00s Fourth Qtr: 30.20s

DATA TABLE: 800 / 400 Posi's are position from leader and (how wide the horse was at that position)

No	Horse	Plc	Mar	800 Posi	400 Posi	Time	3rd Qtr	4th Qt
6	CAPTAIN OH CAPTAIN	1	0.0m	4.9m (0)	4.3m (0)	2:16.70	29.96s	29.88s
1	FANTASY BLASTER	2	5.7m	0.0m (0)	0.0m (0)	2:17.15	30.00s	30.65s
9	MISTER COLE	3	8.6m	9.2m (0)	8.0m (0)	2:17.38	29.92s	30.28s
5	NIGHT SHADOW	4	18.5m	24.2m (0)	13.9m (0)	2:18.16	29.24s	30.62s
2	HURRIKANE KING	5	23.0m	5.4m (1)	5.4m (1)	2:18.52	30.00s	31.62s
3	FLY CHEVAL	6	23.5m	14.0m (1)	11.2m (3)	2:18.56	29.80s	31.22s
7	SHE OWNS THE DAY	7	25.0m	9.4m (1)	7.0m (2)	2:18.68	29.82s	31.66s
4	SHAKATIE	8	26.1m	18.3m (1)	11.2m (2)	2:18.76	29.48s	31.42s
8	PINK RIVER DIAMOND	9	179.9m	99.0m (0)	118.7m (0)	2:30.93	31.52s	35.55s

Finish Position and metres gained

First Arrow shows distance gain/loss from 2nd Qtr to 3rd Qtr, Second Arrow shows distance gain/loss from 3rd Qtr to Finish. Blue arrow indicates best gain in these quarters.



Marburg Race 5 Distance 1850m


Sunday, 3 March 2024

Gross Time: 2:20.00 MileRate: 2:01.80 LeadTime: 16.70s First Qtr: 31.30s Second Qtr: 31.70s Third Qtr: 31.00s Fourth Qtr: 29.30s

DATA TABLE: 800 / 400 Posi's are position from leader and (how wide the horse was at that position)

No	Horse	Plc	Mar	800 Posi	400 Posi	Time	3rd Qtr	4th Qt
3	THE BLUE WREN	1	0.0m	0.0m (0)	0.0m (0)	2:20.00	31.00s	29.30s
1	ALWAYS AT NIGHT	2	9.0m	4.7m (0)	4.8m (0)	2:20.69	31.00s	29.63s
7	CANNAN	3	13.0m	14.0m (1)	12.8m (2)	2:21.00	30.88s	29.34s
9	CHANCELESS CENTURY	4	16.0m	14.0m (2)	8.8m (2)	2:21.23	30.58s	29.87s
6	DONT YOUBE NAUGHTY	5	17.4m	8.8m (0)	9.1m (0)	2:21.34	31.00s	29.96s
5	CIRCLE LINE	6	22.1m	5.2m (1)	8.0m (1)	2:21.70	31.20s	30.40s
8	BATMAN BART	7	22.7m	10.4m (2)	4.8m (2)	2:21.74	30.56s	30.68s
2	TAKIDAH	8	29.4m	9.6m (1)	12.0m (1)	2:22.26	31.16s	30.66s
4	ZED EXPRESS	9	31.2m	1.0m (1)	3.7m (1)	2:22.40	31.20s	31.42s

Finish Position and metres gained



800

Visual positions in race at 2nd Quarter



400

Visual positions in race at 3rd Quarter



Marburg Race 6 Distance 2200m

Sunday, 3 March 2024


Gross Time: 2:49.50 MileRate: 2:03.40 LeadTime: 49.40s First Qtr: 32.20s Second Qtr: 31.20s Third Qtr: 29.20s Fourth Qtr: 27.50s

DATA TABLE: 800 / 400 Posi's are position from leader and (how wide the horse was at that position)

No	Horse	Plc	Mar	800 Posi	400 Posi	Time	3rd Qtr	4th Qt
7	BONNIES CAM	1	0.0m	0.0m (0)	0.0m (0)	2:49.50	29.20s	27.50s
1	ALTANA BLUE	2	12.6m	5.0m (0)	5.1m (0)	2:50.41	29.20s	28.05s
8	ARTFUL MAID	3	20.2m	12.1m (1)	9.7m (2)	2:50.96	29.00s	28.28s
10	MAJORDOIT	4	23.9m	12.1m (2)	5.7m (2)	2:51.23	28.72s	28.83s
3	BABY GINNIE	5	24.1m	9.1m (0)	9.7m (0)	2:51.24	29.22s	28.56s
4	MACH BRILLIANCE	6	24.4m	13.2m (0)	13.6m (0)	2:51.27	29.20s	28.31s
2	ROCKNROLL MAX	7	33.0m	7.7m (1)	8.5m (1)	2:51.89	29.24s	29.29s
9	BOSCH	8	37.8m	17.6m (1)	13.6m (1)	2:52.24	28.88s	29.28s
5	WOODLEA DIEGO	9	38.2m	3.3m (1)	4.6m (1)	2:52.26	29.28s	29.94s

Finish Position and metres gained

First Arrow shows distance gain/loss from 2nd Qtr to 3rd Qtr, Second Arrow shows distance gain/loss from 3rd Qtr to Finish
Blue arrow indicates best gain in these quarters.



Visual positions in race at 2nd Quarter



Visual positions in race at 3rd Quarter

Marburg Race 7 Distance 1850m

Sunday, 3 March 2024


Gross Time: 2:15.00 MileRate: 1:57.40 LeadTime: 16.10s First Qtr: 30.00s Second Qtr: 29.40s Third Qtr: 29.80s Fourth Qtr: 29.70s

DATA TABLE: 800 / 400 Posi's are position from leader and (how wide the horse was at that position)

NoHorse	Plc	Mar	800 Posi	400 Posi	Time	3rd Qtr	4th Qt
1 EVERYTHING HAPPENS	1	0.0m	0.0m (0)	0.0m (0)	2:15.00	29.80s	29.70s
3 HES SWEET	2	4.6m	2.7m (1)	3.3m (1)	2:15.36	29.84s	29.82s
8 BRIAN CHRISTOPHER	3	5.0m	16.2m (1)	15.2m (3)	2:15.39	29.74s	28.97s
2 KALYPSO SAM	4	16.4m	7.1m (1)	8.7m (2)	2:16.28	29.92s	30.34s
4 MYNAMESEVAN	5	17.8m	9.3m (0)	7.0m (1)	2:16.39	29.64s	30.57s
7 MISSTREPO	6	19.5m	12.1m (1)	13.5m (2)	2:16.52	29.92s	30.22s
5 ONE LAST ROLL	7	20.3m	13.7m (0)	11.4m (0)	2:16.58	29.64s	30.44s
6 JILLIBY CHAMBERS	8	28.1m	4.4m (0)	5.4m (0)	2:17.19	29.88s	31.49s

Finish Position and metres gained

First Arrow shows distance gain/loss from 2nd Qtr to 3rd Qtr, Second Arrow shows distance gain/loss from 3rd Qtr to Finish Blue arrow indicates best gain in these quarters.



800

Visual positions in race at 2nd Quarter



400

Visual positions in race at 3rd Quarter



Marburg Race 8 Distance 1850m

Sunday, 3 March 2024

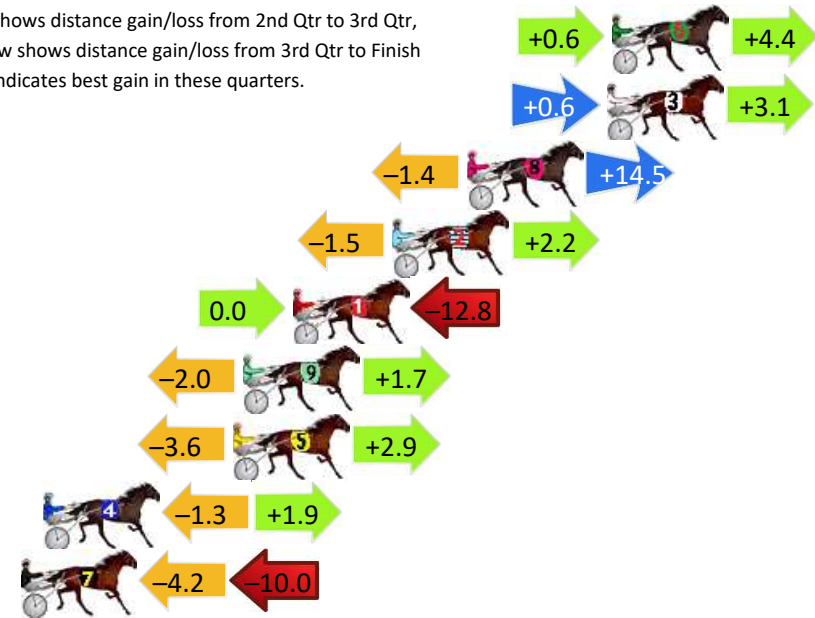
Gross Time: 2:19.10 MileRate: 2:01.00 LeadTime: 16.70s First Qtr: 32.60s Second Qtr: 31.20s Third Qtr: 28.90s Fourth Qtr: 29.70s

DATA TABLE: 800 / 400 Posi's are position from leader and (how wide the horse was at that position)

No	Horse	Plc	Mar	800 Posi	400 Posi	Time	3rd Qtr	4th Qt
6	DONNY JONES	1	0.0m	5.0m (0)	4.4m (0)	2:19.10	28.86s	29.38s
3	IDEAL TIGER	2	0.2m	3.9m (1)	3.3m (1)	2:19.12	28.86s	29.48s
8	ROYAL WINKLE	3	5.8m	18.9m (1)	20.3m (2)	2:19.55	29.02s	28.67s
2	WUNDERLAND	4	8.8m	9.5m (1)	11.0m (1)	2:19.78	29.02s	29.58s
1	VANITY BAY	5	12.8m	0.0m (0)	0.0m (0)	2:20.10	28.90s	30.70s
9	WRITE ABOUT ANGUS	6	14.8m	14.5m (1)	16.5m (1)	2:20.25	29.06s	29.65s
5	MUCHO GUAPA	7	15.2m	14.5m (0)	18.1m (0)	2:20.28	29.18s	29.56s
4	LA SABINA	8	22.8m	23.4m (1)	24.7m (2)	2:20.87	29.02s	29.67s
7	BALBOA SHANNON	9	23.7m	9.5m (0)	13.7m (0)	2:20.94	29.22s	30.54s

Finish Position and metres gained

First Arrow shows distance gain/loss from 2nd Qtr to 3rd Qtr, Second Arrow shows distance gain/loss from 3rd Qtr to Finish
Blue arrow indicates best gain in these quarters.



800

Visual positions in race at 2nd Quarter



400

Visual positions in race at 3rd Quarter

