

# Marburg Race 1 Distance 1850m

Sunday, 4 February 2024


Gross Time: 2:22.40 MileRate: 2:03.90 LeadTime: 17.30s First Qtr: 32.30s Second Qtr: 31.70s Third Qtr: 29.30s Fourth Qtr: 31.80s

DATA TABLE: 800 / 400 Posi's are position from leader and (how wide the horse was at that position)

NoHorse	Plc	Mar	800 Posi	400 Posi	Time	3rd Qtr	4th Qt
1 SINGER SNAP	1	0.0m	8.4m (0)	7.6m (3)	2:22.40	29.26s	31.20s
4 SLIP OF COLADA	2	1.7m	15.6m (1)	12.8m (0)	2:22.54	29.12s	30.92s
3 HAPPY SNAP	3	3.2m	0.0m (0)	0.0m (0)	2:22.67	29.29s	32.05s
6 TRUSTFULL	4	4.3m	12.6m (0)	8.4m (0)	2:22.76	28.99s	31.48s
2 SPORTS MODE	5	5.9m	4.2m (0)	3.6m (1)	2:22.89	29.25s	31.98s
5 ANYTHINGFORADOLLAR	6	6.1m	19.6m (1)	21.2m (1)	2:22.91	29.47s	30.61s
7 MELTON SCHLEGER	7	7.1m	11.6m (1)	16.2m (2)	2:22.99	29.68s	31.08s
8 MISTY RULER	8	18.8m	7.2m (1)	15.8m (1)	2:23.96	29.94s	32.04s
9 DIAMONDS ARE IDEAL	9	26.1m	1.6m (1)	4.6m (2)	2:24.57	29.46s	33.50s

## Finish Position and metres gained

First Arrow shows distance gain/loss from 2nd Qtr to 3rd Qtr, Second Arrow shows distance gain/loss from 3rd Qtr to Finish  
Blue arrow indicates best gain in these quarters.



800

Visual positions in race at 2nd Quarter



400

Visual positions in race at 3rd Quarter



# Marburg Race 2 Distance 1850m

Sunday, 4 February 2024

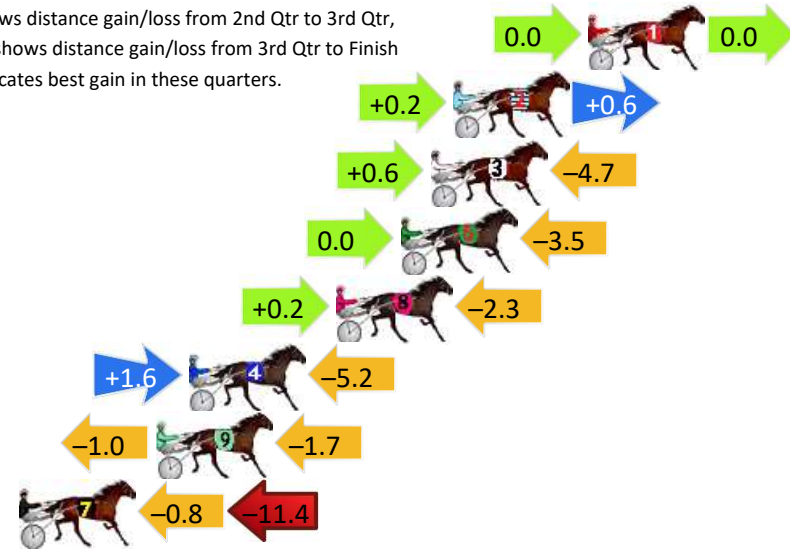
Gross Time: 2:20.30 MileRate: 2:02.00 LeadTime: 17.10s First Qtr: 31.10s Second Qtr: 32.50s Third Qtr: 29.50s Fourth Qtr: 30.10s

DATA TABLE: 800 / 400 Posi's are position from leader and (how wide the horse was at that position)

NoHorse	Plc	Mar	800 Posi	400 Posi	Time	3rd Qtr	4th Qt
1 DONT YOU BE NAUGHTY	1	0.0m	0.0m (0)	0.0m (0)	2:20.30	29.50s	30.10s
2 TAKIDAH	2	5.4m	6.2m (1)	6.0m (1)	2:20.73	29.49s	30.06s
3 MAMMALS DESTINY	3	6.3m	2.2m (1)	1.6m (1)	2:20.80	29.45s	30.45s
6 THE LAST STARFIRE	4	7.5m	4.0m (0)	4.0m (0)	2:20.89	29.50s	30.36s
8 LORD DENZEL	5	10.1m	8.0m (0)	7.8m (0)	2:21.10	29.48s	30.27s
4 CHANG	6	16.0m	12.4m (0)	10.8m (1)	2:21.56	29.38s	30.49s
9 CIRCLE LINE	7	17.3m	14.6m (2)	15.6m (2)	2:21.66	29.57s	30.23s
7 JUST ONE GOOD ONE	8	22.8m	10.6m (1)	11.4m (2)	2:22.10	29.55s	30.95s

## Finish Position and metres gained

First Arrow shows distance gain/loss from 2nd Qtr to 3rd Qtr, Second Arrow shows distance gain/loss from 3rd Qtr to Finish  
Blue arrow indicates best gain in these quarters.



800

Visual positions in race at 2nd Quarter



400

Visual positions in race at 3rd Quarter



# Marburg Race 3 Distance 1850m

Sunday, 4 February 2024

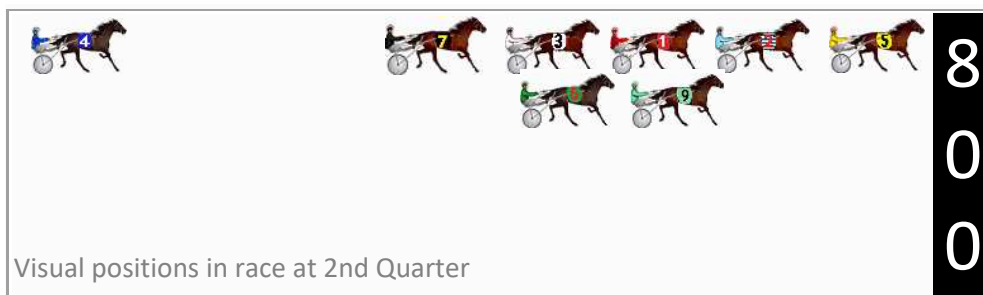
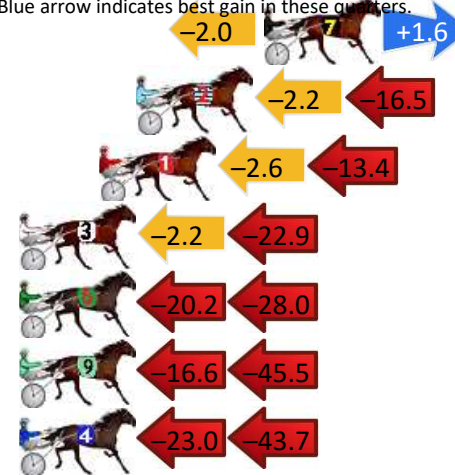
Gross Time: 2:17.80 MileRate: 1:59.90 LeadTime: 16.50s First Qtr: 30.80s Second Qtr: 30.40s Third Qtr: 29.50s Fourth Qtr: 30.60s

DATA TABLE: 800 / 400 Posi's are position from leader and (how wide the horse was at that position)

No	Horse	Plc	Mar	800 Posi	400 Posi	Time	3rd Qtr	4th Qt
5	TREACHEROUS ONE	1	0.0m	0.0m (0)	0.0m (0)	2:17.80	29.50s	30.60s
7	OUR LITTLE SKIPPER	2	18.2m	17.8m (0)	19.8m (0)	2:19.26	29.65s	30.48s
2	KIWI ROYALTY	3	23.3m	4.6m (0)	6.8m (0)	2:19.67	29.64s	31.86s
1	TUFFY	4	24.8m	8.8m (0)	11.4m (1)	2:19.79	29.68s	31.62s
3	SKYLAR BREE	5	38.1m	13.0m (0)	15.2m (0)	2:20.85	29.63s	32.34s
6	ASTROPHILIA	6	60.6m	12.4m (1)	32.6m (2)	2:22.65	30.97s	32.73s
9	KISS ON THE BEACH	7	70.1m	8.0m (1)	24.6m (1)	2:23.41	30.68s	34.06s
4	CHAKANA	8	98.7m	32.0m (0)	55.0m (0)	2:25.70	31.16s	33.92s

## Finish Position and metres gained

First Arrow shows distance gain/loss from 2nd Qtr to 3rd Qtr, Second Arrow shows distance gain/loss from 3rd Qtr to Finish. Blue arrow indicates best gain in these quarters.



# Marburg Race 4 Distance 1850m

Sunday, 4 February 2024

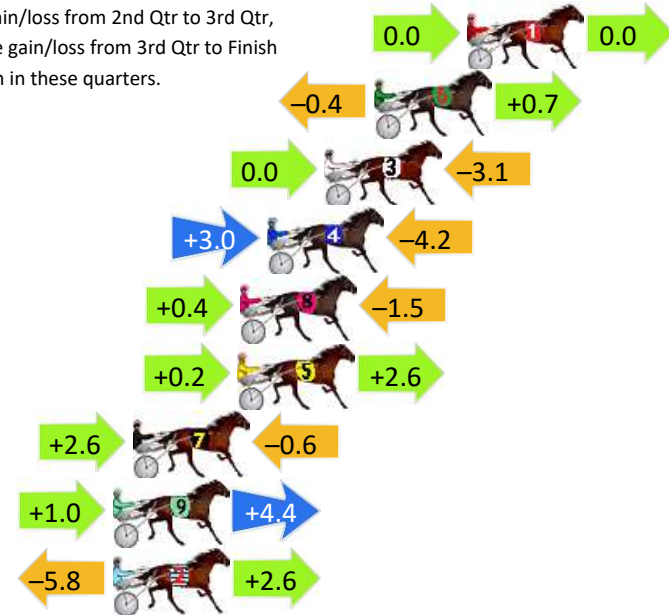
Gross Time: 2:21.80 MileRate: 2:03.30 LeadTime: 17.20s First Qtr: 32.10s Second Qtr: 32.80s Third Qtr: 30.00s Fourth Qtr: 29.70s

DATA TABLE: 800 / 400 Posi's are position from leader and (how wide the horse was at that position)

No	Horse	Plc	Mar	800 Posi	400 Posi	Time	3rd Qtr	4th Qt
1	COBBLER LANE	1	0.0m	0.0m (0)	0.0m (0)	2:21.80	30.00s	29.70s
6	HURRIKANE KING	2	3.7m	4.0m (0)	4.4m (0)	2:22.09	30.03s	29.65s
3	BABY GINNIE	3	5.7m	2.6m (1)	2.6m (1)	2:22.24	30.00s	29.93s
4	CHARLEVOIX	4	8.0m	6.8m (1)	3.8m (2)	2:22.42	29.78s	30.01s
8	BUSTN FEELZ GOOD	5	9.1m	8.0m (0)	7.6m (1)	2:22.51	29.97s	29.81s
5	MY ULTIMATE HESTON	6	9.2m	12.0m (0)	11.8m (0)	2:22.52	29.98s	29.51s
7	DOWNTOWN MANHATTAN	7	13.4m	15.4m (1)	12.8m (1)	2:22.84	29.81s	29.74s
9	MOLLIDOR	8	14.2m	19.6m (1)	18.6m (1)	2:22.91	29.92s	29.38s
2	ALWAYS AT NIGHT	9	14.2m	11.0m (1)	16.8m (0)	2:22.91	30.43s	29.51s

## Finish Position and metres gained

First Arrow shows distance gain/loss from 2nd Qtr to 3rd Qtr, Second Arrow shows distance gain/loss from 3rd Qtr to Finish  
Blue arrow indicates best gain in these quarters.



800

Visual positions in race at 2nd Quarter



400

Visual positions in race at 3rd Quarter



# Marburg Race 5 Distance 1850m

Sunday, 4 February 2024

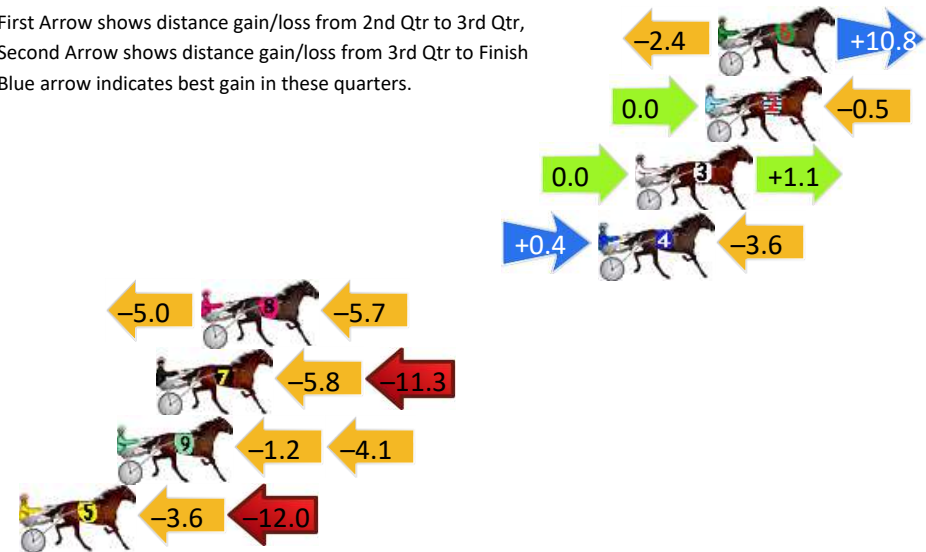
Gross Time: 2:19.60 MileRate: 2:01.40 LeadTime: 17.60s First Qtr: 30.80s Second Qtr: 31.60s Third Qtr: 29.90s Fourth Qtr: 29.70s

DATA TABLE: 800 / 400 Posi's are position from leader and (how wide the horse was at that position)

No	Horse	Plc	Mar	800 Posi	400 Posi	Time	3rd Qtr	4th Qt
6	HIGHLY RESPECTED	1	0.0m	8.4m (0)	10.8m (0)	2:19.60	30.08s	28.90s
2	BEEF CITY STARZZZ	2	0.5m	0.0m (0)	0.0m (0)	2:19.64	29.90s	29.74s
3	MY SECRET BEACH	3	3.3m	4.4m (0)	4.4m (0)	2:19.86	29.90s	29.62s
4	BULLDOG BRAWLER	4	4.8m	1.6m (1)	1.2m (1)	2:19.97	29.87s	29.97s
8	WESTERN ACTION	5	20.7m	10.0m (1)	15.0m (2)	2:21.21	30.27s	30.12s
7	FLY CHEVAL	6	22.5m	5.4m (1)	11.2m (1)	2:21.35	30.33s	30.53s
9	RANCHO MAN	7	24.1m	18.8m (1)	20.0m (1)	2:21.48	29.99s	30.00s
5	BATMAN BART	8	29.8m	14.2m (1)	17.8m (0)	2:21.92	30.17s	30.59s

## Finish Position and metres gained

First Arrow shows distance gain/loss from 2nd Qtr to 3rd Qtr, Second Arrow shows distance gain/loss from 3rd Qtr to Finish. Blue arrow indicates best gain in these quarters.



800

Visual positions in race at 2nd Quarter



400

Visual positions in race at 3rd Quarter

# Marburg Race 6 Distance 1850m

Sunday, 4 February 2024

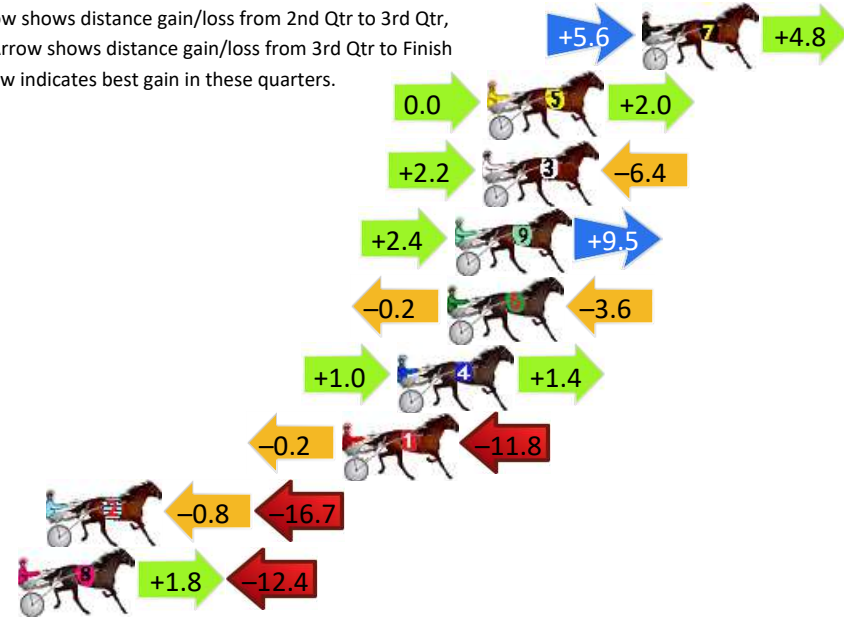
Gross Time: 2:18.80 MileRate: 2:00.70 LeadTime: 16.80s First Qtr: 30.80s Second Qtr: 31.20s Third Qtr: 29.50s Fourth Qtr: 30.50s

DATA TABLE: 800 / 400 Posi's are position from leader and (how wide the horse was at that position)

No	Horse	Plc	Mar	800 Posi	400 Posi	Time	3rd Qtr	4th Qt
7	CERTAINLYCALLITIN	1	0.0m	10.4m (1)	4.8m (2)	2:18.80	29.09s	30.14s
5	CHANCELESS CENTURY	2	6.2m	8.2m (0)	8.2m (0)	2:19.29	29.50s	30.35s
3	AUNTY FRANCES	3	6.4m	2.2m (1)	0.0m (1)	2:19.31	29.33s	30.99s
9	CHEDDAR MADE BETA	4	7.5m	19.4m (1)	17.0m (1)	2:19.40	29.33s	29.78s
6	ALTANA BLUE	5	7.8m	4.0m (0)	4.2m (0)	2:19.42	29.51s	30.77s
4	UNDERTHEKILT	6	9.8m	12.2m (0)	11.2m (1)	2:19.58	29.43s	30.39s
1	FRAME DRIVE	7	12.0m	0.0m (0)	0.2m (0)	2:19.76	29.50s	31.39s
2	MUSTANG DUDE	8	23.9m	6.4m (1)	7.2m (1)	2:20.71	29.54s	31.77s
8	TYPHOON TORQUE	9	25.0m	14.4m (1)	12.6m (2)	2:20.80	29.35s	31.44s

## Finish Position and metres gained

First Arrow shows distance gain/loss from 2nd Qtr to 3rd Qtr, Second Arrow shows distance gain/loss from 3rd Qtr to Finish  
Blue arrow indicates best gain in these quarters.



800

Visual positions in race at 2nd Quarter



400

Visual positions in race at 3rd Quarter



# Marburg Race 7 Distance 1850m

Sunday, 4 February 2024


Gross Time: 2:19.30 MileRate: 2:01.20 LeadTime: 16.50s First Qtr: 31.40s Second Qtr: 31.10s Third Qtr: 29.30s Fourth Qtr: 31.00s

DATA TABLE: 800 / 400 Posi's are position from leader and (how wide the horse was at that position)

No	Horse	Plc	Mar	800 Posi	400 Posi	Time	3rd Qtr	4th Qt
9	RUBINI	1	0.0m	13.0m (0)	7.8m (2)	2:19.30	28.93s	30.40s
1	ROYAL PRINCESS	2	2.1m	0.0m (0)	0.0m (0)	2:19.47	29.30s	31.16s
2	GLENLEA BELLA	3	2.8m	4.0m (0)	4.0m (0)	2:19.53	29.30s	30.91s
7	STUDLEIGH MARK	4	4.7m	2.4m (1)	3.4m (1)	2:19.68	29.37s	31.10s
4	MY GIRL MANDY	5	7.6m	11.0m (1)	12.0m (2)	2:19.92	29.38s	30.66s
5	WESTERN SHOWGIRL	6	11.8m	19.8m (1)	15.2m (0)	2:20.26	28.96s	30.74s
8	KULANI COURAGE	7	15.3m	15.6m (1)	17.4m (1)	2:20.54	29.44s	30.84s
6	FUNNILY ENOUGH	8	25.4m	8.4m (0)	8.2m (0)	2:21.36	29.25s	32.33s
3	DONNY JONES	9	29.9m	6.8m (1)	7.8m (1)	2:21.72	29.33s	32.70s

## Finish Position and metres gained

First Arrow shows distance gain/loss from 2nd Qtr to 3rd Qtr, Second Arrow shows distance gain/loss from 3rd Qtr to Finish Blue arrow indicates best gain in these quarters.



800

Visual positions in race at 2nd Quarter



400

Visual positions in race at 3rd Quarter

# Marburg Race 8 Distance 1850m

Sunday, 4 February 2024

Gross Time: 2:16.30 MileRate: 1:58.60 LeadTime: 16.40s First Qtr: 30.70s Second Qtr: 30.90s Third Qtr: 28.60s Fourth Qtr: 29.70s

DATA TABLE: 800 / 400 Posi's are position from leader and (how wide the horse was at that position)

No	Horse	Plc	Mar	800 Posi	400 Posi	Time	3rd Qtr	4th Qt
1	ONE LAST ROLL	1	0.0m	0.0m (0)	0.0m (0)	2:16.30	28.60s	29.70s
3	DASHNDOT	2	10.9m	4.4m (0)	6.6m (0)	2:17.15	28.75s	30.02s
9	SQUARE DEALER	3	11.8m	14.8m (1)	6.2m (2)	2:17.22	27.97s	30.11s
7	GLENLEI COMMANDER	4	24.1m	6.2m (1)	11.8m (2)	2:18.18	28.99s	30.61s
5	BRIAN CHRISTOPHER	5	25.5m	18.8m (1)	18.4m (1)	2:18.28	28.56s	30.22s
6	WRITE ABOUT ANGUS	6	25.9m	9.2m (0)	11.8m (0)	2:18.32	28.77s	30.74s
2	VANITY BAY	7	33.5m	1.6m (1)	8.8m (1)	2:18.91	29.09s	31.52s
8	SIR BOSTON	8	40.5m	10.4m (1)	18.0m (0)	2:19.45	29.12s	31.36s
4	ROCKNROLL MAX	9	63.4m	25.8m (1)	25.4m (0)	2:21.23	28.52s	32.51s

## Finish Position and metres gained

