

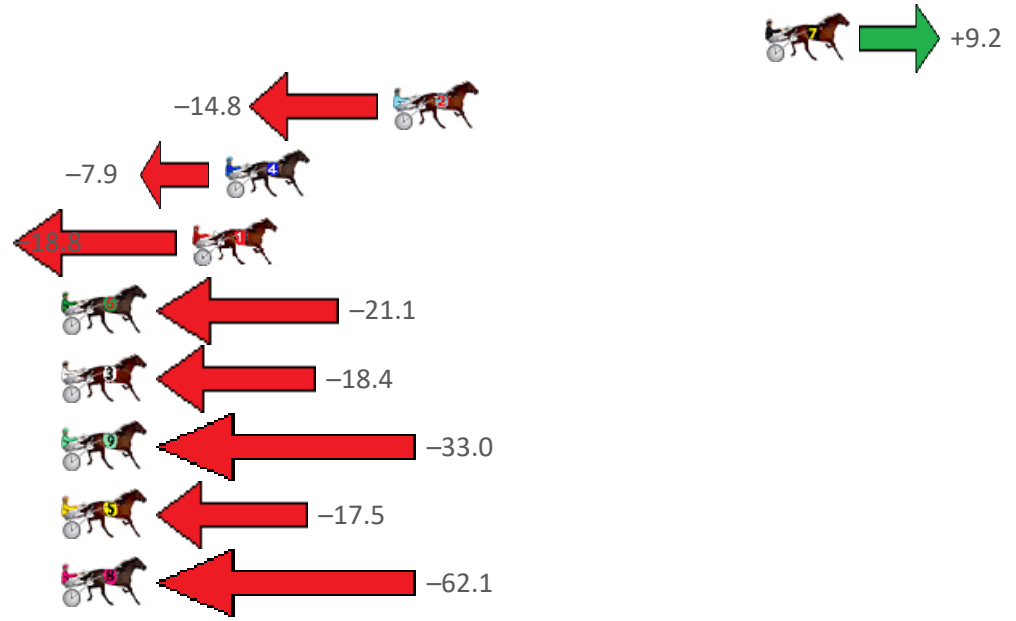
Marburg Race 1 Distance 1850m

Sunday, 7 January 2024

Gross Time: 2:19.30 MileRate: 2:01.20 LeadTime: 16.90s First Qtr: 31.00s Second Qtr: 31.60s Third Qtr: 30.00s Fourth Qtr: 29.80s

NoHorse	Plc	Mar	800 Posi	400 Posi	Time	3rd Qtr	4th Qtr
7 ONYA BIKE BUDDY	1	0.0m	9.2m (1)	6.0m (1)	2:19.30	29.76s	29.36s
2 HAPPY SNAP	2	14.8m	0.0m (0)	0.0m (0)	2:20.46	30.00s	30.90s
4 SAFETOSAYIMFANCY	3	21.5m	13.6m (1)	11.0m (1)	2:20.98	29.81s	30.58s
1 JUSTCHARLIE	4	22.8m	4.0m (0)	6.2m (0)	2:21.08	30.17s	31.03s
6 BETTY WINKLE	5	29.5m	8.4m (0)	11.8m (0)	2:21.60	30.26s	31.11s
3 TRUSTFULL	6	30.8m	12.4m (0)	21.4m (0)	2:21.70	30.67s	30.50s
9 DENIS THE PUNTER	7	37.6m	4.6m (1)	21.0m (2)	2:22.24	31.22s	31.03s
5 DOTELODO	8	42.9m	25.4m (0)	28.2m (0)	2:22.65	30.21s	30.89s
8 MY BLACK BIRD	9	80.5m	18.4m (1)	30.4m (1)	2:25.59	30.90s	33.51s

Finish Position and metres gained from 800m





PJ Harness Analyser

Sectional Analysis Software - Not just a formguide!

www.facebook.com/PJHarnessRacing



RISE Digital, Harness Racing Australia nor the provider accepts any responsibility for the completeness or accuracy of any of the information contained herein, and makes no representations about its suitability for any particular purpose. Users should make their own judgements about those matters and/or seek independent advice. You assume all risks associated with use of data provided on this page

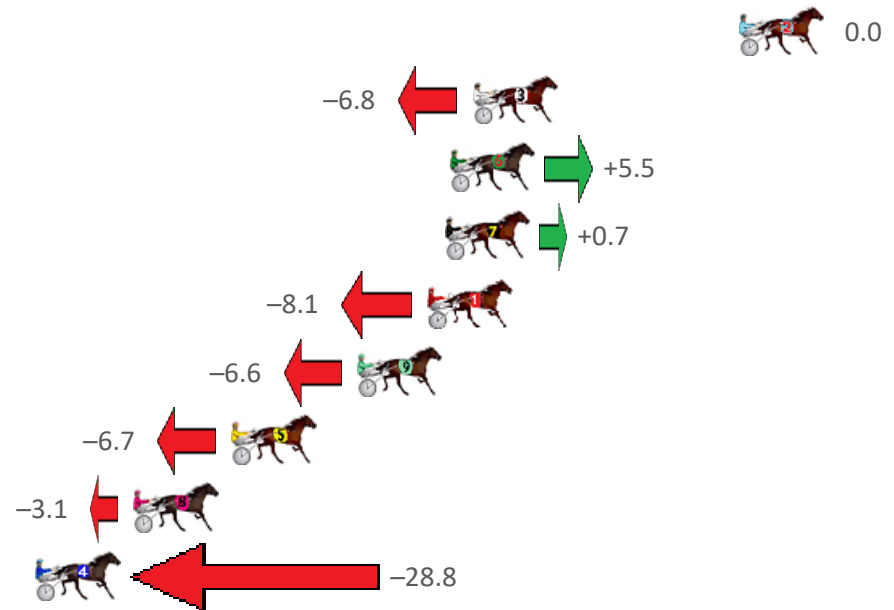
Marburg Race 2 Distance 1850m

Sunday, 7 January 2024

Gross Time: 2:18.80 MileRate: 2:00.70 LeadTime: 17.30s First Qtr: 30.80s Second Qtr: 31.50s Third Qtr: 29.90s Fourth Qtr: 29.30s

NoHorse	Plc	Mar	800 Posi	400 Posi	Time	3rd Qtr	4th Qtr
2 DOWNTOWN MANH	1	0.0m	0.0m (0)	0.0m (0)	2:18.80	29.90s	29.30s
3 MISS PAU	2	10.6m	3.8m (1)	3.5m (1)	2:19.61	29.88s	29.85s
6 LETS SAVE THE DAY	3	11.5m	17.0m (2)	7.6m (2)	2:19.68	29.20s	29.62s
7 BULLDOG BRAWLER	4	11.7m	12.4m (2)	3.3m (2)	2:19.70	29.22s	29.96s
1 MOLLIDOR	5	12.4m	4.3m (0)	5.4m (0)	2:19.75	29.98s	29.85s
9 ROLLONX	6	15.2m	8.6m (0)	9.3m (0)	2:19.97	29.94s	29.79s
5 OLD ENGLISH	7	20.2m	13.5m (0)	14.1m (1)	2:20.35	29.94s	29.81s
8 IMA BIRUBI BOY	8	24.1m	21.0m (2)	12.0m (2)	2:20.65	29.22s	30.27s
4 SHOWEM SIMON	9	36.9m	8.1m (1)	10.1m (1)	2:21.64	30.04s	31.40s

Finish Position and metres gained from 800m



PJ Harness Analyser

Sectional Analysis Software - Not just a formguide!

www.facebook.com/PJHarnessRacing

RISE Digital, Harness Racing Australia nor the provider accepts any responsibility for the completeness or accuracy of any of the information contained herein, and makes no representations about its suitability for any particular purpose. Users should make their own judgements about those matters and/or seek independent advice. You assume all risks associated with use of data provided on this page

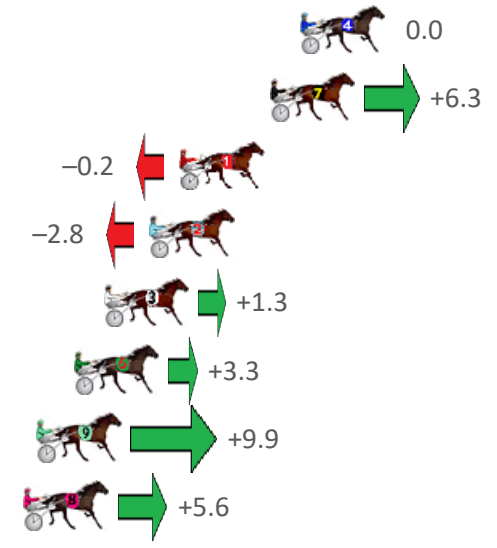
Marburg Race 3 Distance 1850m

Sunday, 7 January 2024

Gross Time: 2:20.00 MileRate: 2:01.80 LeadTime: 17.60s First Qtr: 30.80s Second Qtr: 31.10s Third Qtr: 30.00s Fourth Qtr: 30.50s

NoHorse	Plc	Mar	800 Posi	400 Posi	Time	3rd Qtr	4th Qtr
4 MUSTANG DUDE	1	0.0m	0.0m (0)	0.0m (0)	2:20.00	30.00s	30.50s
7 MY SECRET BEACH	2	1.2m	7.5m (1)	4.3m (2)	2:20.10	29.76s	30.28s
1 TAKIDAH	3	4.8m	4.6m (0)	5.9m (0)	2:20.38	30.10s	30.44s
2 CHANG	4	6.0m	3.2m (1)	3.2m (1)	2:20.48	30.00s	30.74s
3 ALWAYS AT NIGHT	5	7.8m	9.1m (0)	9.6m (1)	2:20.62	30.04s	30.40s
6 JUST ONE GOOD ON	6	9.0m	12.3m (1)	10.1m (2)	2:20.72	29.84s	30.46s
9 HURRIKANE KING	7	10.5m	20.4m (1)	10.4m (0)	2:20.84	29.26s	30.56s
8 WHATA CHALLENGE	8	11.0m	16.6m (1)	14.4m (2)	2:20.88	29.84s	30.30s

Finish Position and metres gained from 800m





PJ Harness Analyser

Sectional Analysis Software - Not just a formguide!

www.facebook.com/PJHarnessRacing



RISE Digital, Harness Racing Australia nor the provider accepts any responsibility for the completeness or accuracy of any of the information contained herein, and makes no representations about its suitability for any particular purpose. Users should make their own judgements about those matters and/or seek independent advice. You assume all risks associated with use of data provided on this page

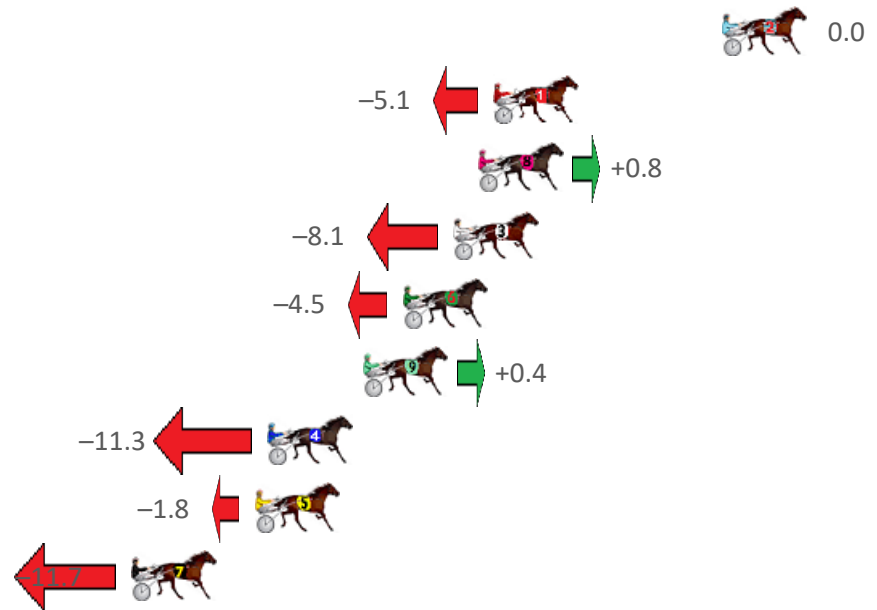
Marburg Race 4 Distance 1850m

Sunday, 7 January 2024

Gross Time: 2:19.30 MileRate: 2:01.20 LeadTime: 16.40s First Qtr: 31.20s Second Qtr: 31.60s Third Qtr: 30.60s Fourth Qtr: 29.50s

NoHorse	Plc	Mar	800 Posi	400 Posi	Time	3rd Qtr	4th Qtr
2 FUNNILY ENOUGH	1	0.0m	0.0m (0)	0.0m (0)	2:19.30	30.60s	29.50s
1 FRIDAY THIRTEENTH	2	9.1m	4.0m (0)	3.8m (0)	2:20.00	30.58s	29.92s
8 ROCCO VARIETY	3	9.7m	10.5m (1)	5.9m (1)	2:20.05	30.24s	29.81s
3 CRIME TIME	4	10.7m	2.6m (1)	2.2m (1)	2:20.13	30.56s	30.17s
6 BUSTN FEELZ GOOD	5	12.7m	8.2m (0)	8.0m (0)	2:20.28	30.58s	29.88s
9 HESLUVABLE	6	14.3m	14.7m (1)	7.0m (2)	2:20.41	30.00s	30.09s
4 IT AINT ROYAL	7	18.1m	6.8m (1)	3.2m (2)	2:20.70	30.32s	30.66s
5 MY ULTIMATE HEST	8	18.6m	16.8m (0)	10.7m (1)	2:20.74	30.12s	30.14s
7 LONDON LADY	9	23.5m	11.8m (0)	11.8m (0)	2:21.12	30.58s	30.44s

Finish Position and metres gained from 800m





PJ Harness Analyser

Sectional Analysis Software - Not just a formguide!

www.facebook.com/PJHarnessRacing



RISE Digital, Harness Racing Australia nor the provider accepts any responsibility for the completeness or accuracy of any of the information contained herein, and makes no representations about its suitability for any particular purpose. Users should make their own judgements about those matters and/or seek independent advice. You assume all risks associated with use of data provided on this page


Marburg Race 5 Distance 1850m

Sunday, 7 January 2024

Gross Time: 2:19.00 MileRate: 2:00.90 LeadTime: 16.40s First Qtr: 30.40s Second Qtr: 30.80s Third Qtr: 30.60s Fourth Qtr: 30.80s

NoHorse	Plc	Mar	800 Posi	400 Posi	Time	3rd Qtr	4th Qtr
1 FRAME DRIVE	1	0.0m	0.0m (0)	0.0m (0)	2:19.00	30.60s	30.80s
8 CERTAINLYCALLITIN	2	0.2m	9.5m (0)	8.9m (0)	2:19.02	30.56s	30.14s
6 COURAGEOUS LEO	3	5.9m	4.7m (0)	5.3m (0)	2:19.48	30.64s	30.88s
4 RANCHO MAN	4	11.6m	14.2m (0)	14.7m (1)	2:19.93	30.64s	30.61s
3 CHANGINGOFTHEGU	5	13.0m	2.1m (1)	1.1m (1)	2:20.05	30.52s	31.77s
2 BATMAN BART	6	14.0m	6.8m (1)	9.4m (1)	2:20.13	30.80s	31.21s
5 CONVAIR HUSTLER	7	17.8m	21.0m (1)	19.9m (2)	2:20.43	30.52s	30.71s
9 MULLUM BOY	8	19.2m	15.8m (1)	15.2m (2)	2:20.55	30.56s	31.19s
7 ULTIMATE HUNTER	9	20.3m	11.1m (1)	11.0m (2)	2:20.64	30.60s	31.60s

Finish Position and metres gained from 800m





PJ Harness Analyser

Sectional Analysis Software - Not just a formguide!

www.facebook.com/PJHarnessRacing



RISE Digital, Harness Racing Australia nor the provider accepts any responsibility for the completeness or accuracy of any of the information contained herein, and makes no representations about its suitability for any particular purpose. Users should make their own judgements about those matters and/or seek independent advice. You assume all risks associated with use of data provided on this page

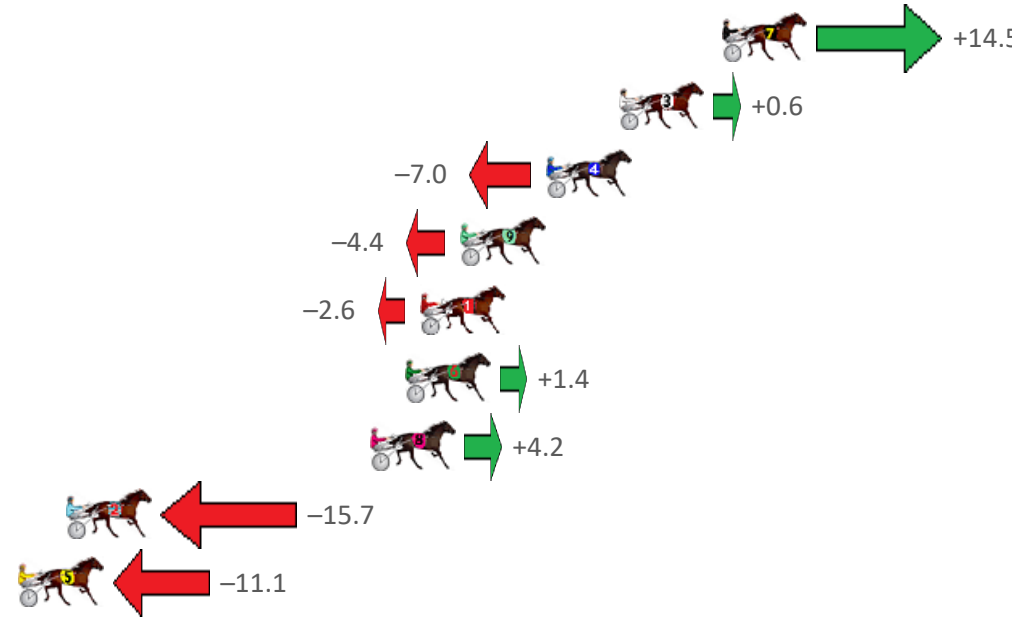
Marburg Race 6 Distance 1850m

Sunday, 7 January 2024

Gross Time: 2:17.60 MileRate: 1:59.70 LeadTime: 16.00s First Qtr: 29.40s Second Qtr: 31.30s Third Qtr: 31.00s Fourth Qtr: 29.90s

NoHorse	Plc	Mar	800 Posi	400 Posi	Time	3rd Qtr	4th Qtr
7 ROCKNROLL MAX	1	0.0m	14.5m (1)	13.2m (1)	2:17.60	30.88s	28.90s
3 LA SABINA	2	4.1m	4.7m (0)	4.2m (0)	2:17.92	30.96s	29.90s
4 MELTON INSULTED	3	7.0m	0.0m (0)	0.0m (0)	2:18.15	31.00s	30.45s
9 STUDLEIGH MARK	4	10.4m	6.0m (1)	3.2m (1)	2:18.41	30.78s	30.47s
1 MUCHO GUAPA	5	12.0m	9.4m (0)	8.5m (0)	2:18.54	30.92s	30.20s
6 FLY CHEVAL	6	12.6m	14.0m (0)	13.7m (0)	2:18.59	30.96s	29.85s
8 RUBINI	7	14.0m	18.2m (0)	17.4m (0)	2:18.70	30.92s	29.68s
2 HURRIKANE JEWELS	8	26.1m	10.4m (1)	9.0m (1)	2:19.64	30.88s	31.26s
5 DONNY JONES	9	30.3m	19.2m (1)	18.0m (1)	2:19.97	30.88s	30.91s

Finish Position and metres gained from 800m





PJ Harness Analyser

Sectional Analysis Software - Not just a formguide!

www.facebook.com/PJHarnessRacing



RISE Digital, Harness Racing Australia nor the provider accepts any responsibility for the completeness or accuracy of any of the information contained herein, and makes no representations about its suitability for any particular purpose. Users should make their own judgements about those matters and/or seek independent advice. You assume all risks associated with use of data provided on this page

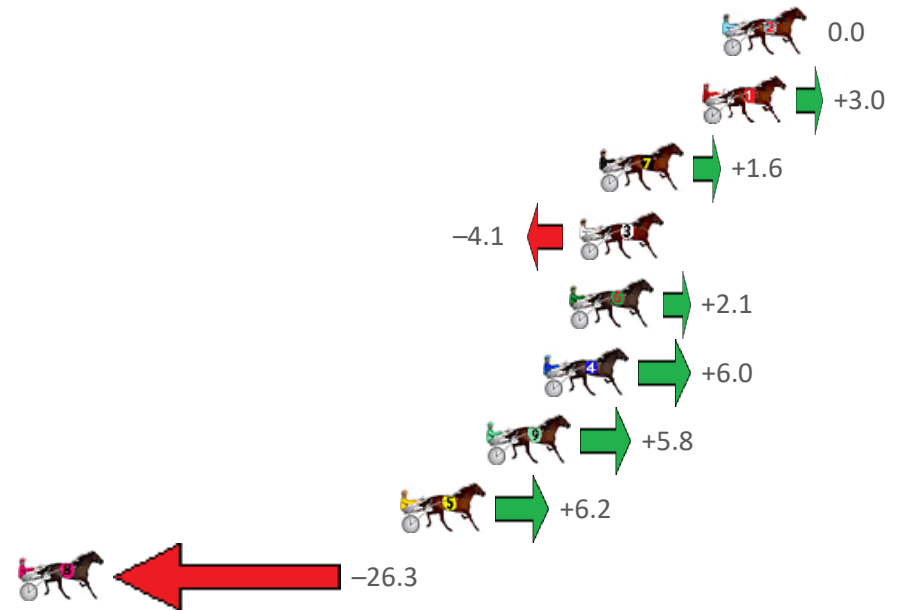
Marburg Race 7 Distance 1850m

Sunday, 7 January 2024

Gross Time: 2:17.00 MileRate: 1:59.10 LeadTime: 16.60s First Qtr: 29.90s Second Qtr: 30.60s Third Qtr: 29.60s Fourth Qtr: 30.30s

NoHorse	Plc	Mar	800 Posi	400 Posi	Time	3rd Qtr	4th Qtr
2 WOODLEA DIEGO	1	0.0m	0.0m (0)	0.0m (0)	2:17.00	29.60s	30.30s
1 KALYPSO SAM	2	0.8m	3.8m (0)	4.6m (0)	2:17.06	29.66s	30.02s
7 HIT THE TRACK	3	4.9m	6.5m (1)	5.9m (1)	2:17.39	29.56s	30.25s
3 GLENLEDI COMMAN	4	5.7m	1.6m (1)	1.1m (1)	2:17.45	29.56s	30.67s
6 LETTERKENNY BOY	5	6.1m	8.2m (0)	9.1m (0)	2:17.48	29.68s	30.10s
4 DANIEL BOOM	6	7.1m	13.1m (1)	9.7m (1)	2:17.56	29.36s	30.14s
9 MAJORDOIT	7	9.4m	15.2m (2)	18.8m (1)	2:17.75	29.88s	29.65s
5 B MAC C	8	12.8m	19.0m (2)	14.5m (1)	2:18.02	29.28s	30.24s
8 SAVING MAJOR PERC	9	37.2m	10.9m (2)	17.7m (2)	2:19.95	30.12s	31.93s

Finish Position and metres gained from 800m





PJ Harness Analyser

Sectional Analysis Software - Not just a formguide!

www.facebook.com/PJHarnessRacing



RISE Digital, Harness Racing Australia nor the provider accepts any responsibility for the completeness or accuracy of any of the information contained herein, and makes no representations about its suitability for any particular purpose. Users should make their own judgements about those matters and/or seek independent advice. You assume all risks associated with use of data provided on this page