

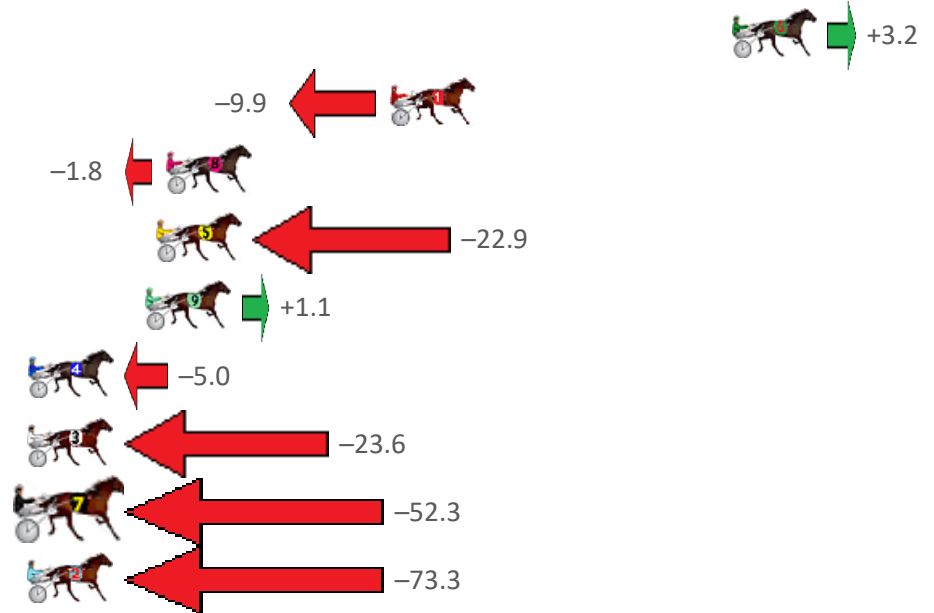
Marburg Race 1 Distance 1850m

Sunday, 10 December 2023

Gross Time: 2:20.90 MileRate: 2:02.60 LeadTime: 16.50s First Qtr: 31.70s Second Qtr: 31.50s Third Qtr: 30.30s Fourth Qtr: 30.90s

NoHorse	Plc	Mar	800 Posi	400 Posi	Time	3rd Qtr	4th Qtr
6 ULTIMATE HUNTER	1	0.0m	3.2m (1)	0.0m (1)	2:20.90	30.06s	30.90s
1 MY BLACK BIRD	2	13.6m	3.7m (0)	4.2m (0)	2:22.00	30.34s	31.68s
8 COME ON TASCOTT	3	22.5m	20.7m (1)	16.8m (1)	2:22.72	30.02s	31.44s
5 ONYA BIKE BUDDY	4	22.9m	0.0m (0)	0.0m (0)	2:22.75	30.30s	32.75s
9 BETTOR DREAM SWE	5	23.3m	24.4m (1)	17.9m (2)	2:22.78	29.82s	31.42s
4 SAFETOSAYIMFANCY	6	30.0m	25.0m (0)	22.6m (1)	2:23.32	30.14s	31.60s
3 YELLA	7	33.2m	9.6m (1)	9.5m (1)	2:23.58	30.30s	32.86s
7 MELTON SCHLEGER	8	68.8m	16.5m (1)	17.9m (0)	2:26.46	30.42s	35.10s
2 LIGHT UP LOVEY	9	88.7m	15.4m (0)	28.4m (0)	2:28.07	31.30s	35.91s

Finish Position and metres gained from 800m





PJ Harness Analyser

Sectional Analysis Software - Not just a formguide!

www.facebook.com/PJHarnessRacing



RISE Digital, Harness Racing Australia nor the provider accepts any responsibility for the completeness or accuracy of any of the information contained herein, and makes no representations about its suitability for any particular purpose. Users should make their own judgements about those matters and/or seek independent advice. You assume all risks associated with use of data provided on this page

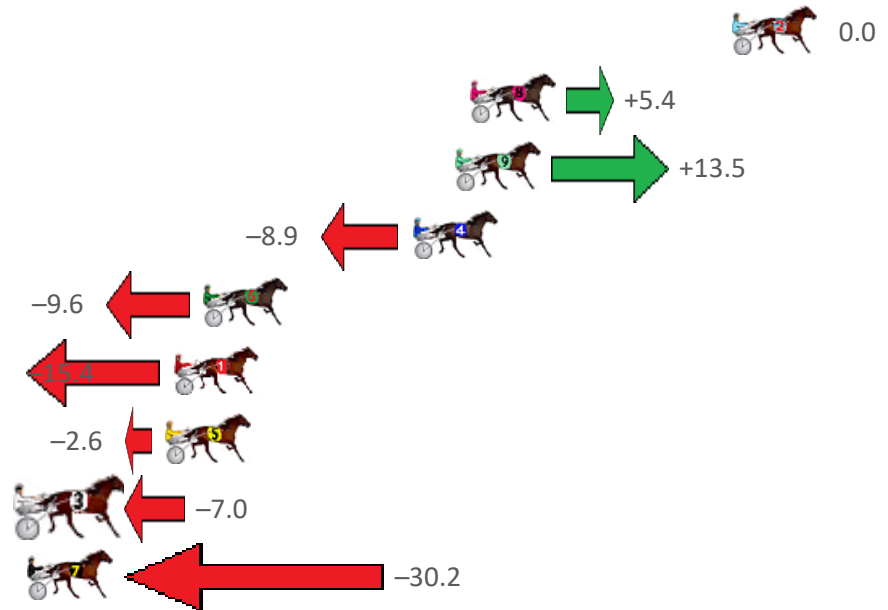
Marburg Race 2 Distance 1850m

Sunday, 10 December 2023

Gross Time: 2:18.60 MileRate: 2:00.60 LeadTime: 16.80s First Qtr: 30.90s Second Qtr: 30.40s Third Qtr: 29.60s Fourth Qtr: 30.90s

NoHorse	Plc	Mar	800 Posi	400 Posi	Time	3rd Qtr	4th Qtr
2 ROCCO VARIETY	1	0.0m	0.0m (0)	0.0m (0)	2:18.60	29.60s	30.90s
8 JUST ONE GOOD ON	2	10.4m	15.8m (1)	9.6m (2)	2:19.44	29.16s	31.02s
9 DOOLITTLE DEXTER	3	11.0m	24.5m (1)	13.3m (2)	2:19.49	28.80s	30.79s
4 RISKY BUZINESS	4	12.7m	3.8m (1)	7.5m (0)	2:19.63	29.88s	31.37s
6 BABY GINNIE	5	21.0m	11.4m (0)	17.0m (0)	2:20.30	30.04s	31.32s
1 MOLLIDOR	6	22.2m	6.8m (0)	12.2m (0)	2:20.39	30.02s	31.77s
5 MY ULTIMATE HEST	7	22.5m	19.9m (1)	14.9m (1)	2:20.42	29.26s	31.60s
3 SPORTY AZZ	8	29.8m	22.8m (0)	18.1m (2)	2:21.01	29.28s	31.95s
7 LORD DENZEL	9	41.1m	10.9m (1)	10.6m (1)	2:21.92	29.60s	33.42s

Finish Position and metres gained from 800m





PJ Harness Analyser

Sectional Analysis Software - Not just a formguide!

www.facebook.com/PJHarnessRacing



RISE Digital, Harness Racing Australia nor the provider accepts any responsibility for the completeness or accuracy of any of the information contained herein, and makes no representations about its suitability for any particular purpose. Users should make their own judgements about those matters and/or seek independent advice. You assume all risks associated with use of data provided on this page

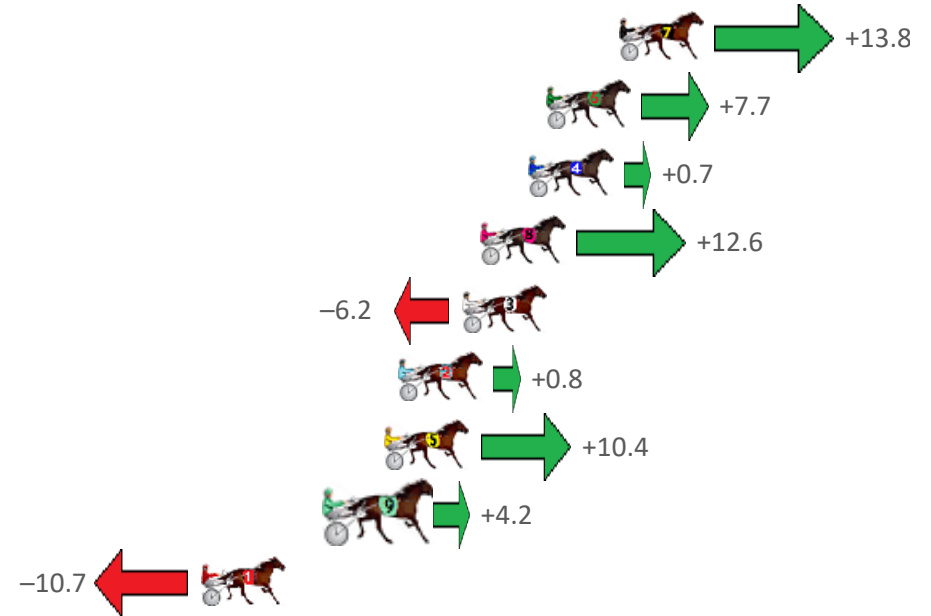
Marburg Race 3 Distance 1850m

Sunday, 10 December 2023

Gross Time: 2:20.60 MileRate: 2:02.30 LeadTime: 16.80s First Qtr: 31.20s Second Qtr: 31.50s Third Qtr: 30.30s Fourth Qtr: 30.80s

NoHorse	Plc	Mar	800 Posi	400 Posi	Time	3rd Qtr	4th Qtr
7 CIRCLE LINE	1	0.0m	13.8m (1)	2.1m (2)	2:20.60	29.42s	30.64s
6 HESLUVABLE	2	2.9m	10.6m (0)	9.5m (1)	2:20.83	30.22s	30.31s
4 MUSTANG DUDE	3	3.6m	4.3m (1)	0.0m (1)	2:20.89	29.98s	31.09s
8 SHADYS DELIGHT	4	5.5m	18.1m (1)	6.9m (2)	2:21.04	29.46s	30.72s
3 ZED EXPRESS	5	6.2m	0.0m (0)	0.8m (0)	2:21.10	30.36s	31.24s
2 THE MACH ARMY	6	8.8m	9.6m (1)	5.3m (1)	2:21.31	29.98s	31.11s
5 MAMMALS DESTINY	7	9.3m	19.7m (0)	10.5m (2)	2:21.35	29.62s	30.75s
9 TAKIDAH	8	11.2m	15.4m (0)	13.2m (0)	2:21.50	30.14s	30.70s
1 THE LAST STARFIRE	9	16.6m	5.9m (0)	8.4m (0)	2:21.94	30.50s	31.50s

Finish Position and metres gained from 800m





PJ Harness Analyser

Sectional Analysis Software - Not just a formguide!

www.facebook.com/PJHarnessRacing



RISE Digital, Harness Racing Australia nor the provider accepts any responsibility for the completeness or accuracy of any of the information contained herein, and makes no representations about its suitability for any particular purpose. Users should make their own judgements about those matters and/or seek independent advice. You assume all risks associated with use of data provided on this page

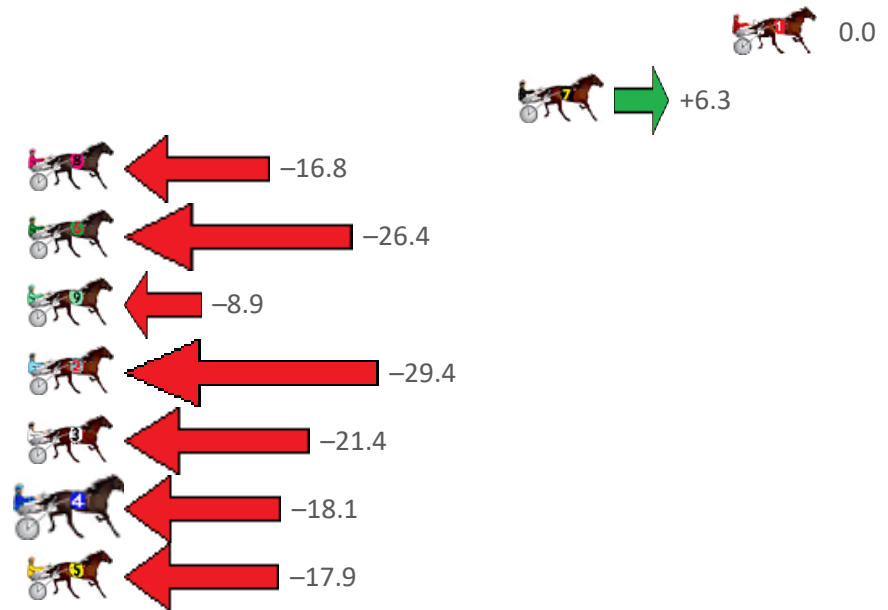
Marburg Race 4 Distance 1850m

Sunday, 10 December 2023

Gross Time: 2:17.90 MileRate: 1:59.90 LeadTime: 16.20s First Qtr: 29.90s Second Qtr: 31.30s Third Qtr: 29.90s Fourth Qtr: 30.60s

NoHorse	Plc	Mar	800 Posi	400 Posi	Time	3rd Qtr	4th Qtr
1 SHES CLASSY	1	0.0m	0.0m (0)	0.0m (0)	2:17.90	29.90s	30.60s
7 GET ME OUTTA HERE	2	8.5m	14.8m (1)	5.9m (1)	2:18.58	29.24s	30.84s
8 SHEZAMATERIALGIR	3	29.7m	12.9m (0)	13.8m (0)	2:20.28	29.98s	31.94s
6 CHAKANA	4	33.4m	7.0m (0)	8.0m (0)	2:20.57	29.98s	32.67s
9 CERTAINLYCALLITIN	5	37.4m	28.5m (1)	29.3m (1)	2:20.89	29.98s	31.39s
2 HEY DUDE	6	40.2m	10.8m (1)	11.7m (1)	2:21.12	29.98s	32.94s
3 LEFT TO ROCKNROLL	7	40.8m	19.4m (1)	22.3m (0)	2:21.17	30.14s	32.19s
4 KEITH WILL DO	8	42.3m	24.2m (1)	23.4m (1)	2:21.29	29.86s	32.23s
5 PARTY CHANGER	9	43.2m	25.3m (0)	31.4m (0)	2:21.36	30.38s	31.70s

Finish Position and metres gained from 800m





PJ Harness Analyser

Sectional Analysis Software - Not just a formguide!

www.facebook.com/PJHarnessRacing



RISE Digital, Harness Racing Australia nor the provider accepts any responsibility for the completeness or accuracy of any of the information contained herein, and makes no representations about its suitability for any particular purpose. Users should make their own judgements about those matters and/or seek independent advice. You assume all risks associated with use of data provided on this page

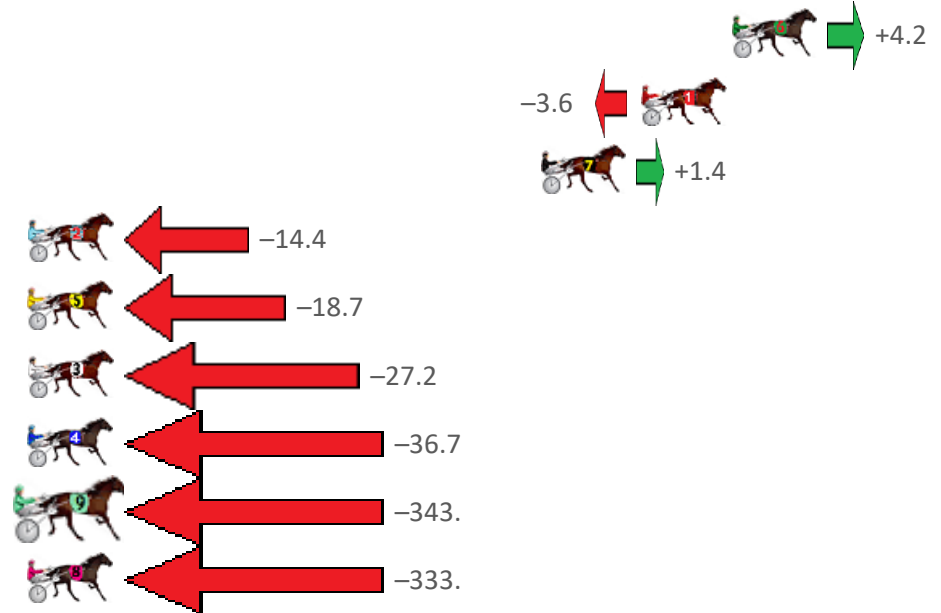
Marburg Race 5 Distance 1850m

Sunday, 10 December 2023

Gross Time: 2:21.00 MileRate: 2:02.60 LeadTime: 17.10s First Qtr: 31.20s Second Qtr: 31.20s Third Qtr: 30.50s Fourth Qtr: 31.00s

NoHorse	Plc	Mar	800 Posi	400 Posi	Time	3rd Qtr	4th Qtr
6 FRAME DRIVE	1	0.0m	4.2m (0)	4.5m (0)	2:21.00	30.52s	30.66s
1 DONT YOUBE NAUG	2	3.6m	0.0m (0)	0.0m (0)	2:21.29	30.50s	31.29s
7 TODAYS HERO	3	7.6m	9.0m (0)	9.4m (0)	2:21.62	30.54s	30.90s
2 CHANG	4	30.2m	15.8m (1)	19.4m (1)	2:23.45	30.78s	31.97s
5 WEDDING NIGHT	5	37.2m	18.5m (0)	28.3m (1)	2:24.02	31.26s	31.86s
3 DOOLITTLE DANDY	6	38.3m	11.1m (1)	29.8m (0)	2:24.10	31.94s	31.82s
4 DARTESIAN	7	51.5m	14.8m (0)	24.6m (0)	2:25.17	31.26s	33.29s
9 HURRIKANE KING	8	349.3m	5.8m (1)	231.8m (1)	2:49.32	47.78s	41.60s
8 STARS OF AMERICA	9	351.5m	18.5m (2)	233.1m (2)	2:49.49	46.92s	41.67s

Finish Position and metres gained from 800m





PJ Harness Analyser

Sectional Analysis Software - Not just a formguide!

www.facebook.com/PJHarnessRacing



RISE Digital, Harness Racing Australia nor the provider accepts any responsibility for the completeness or accuracy of any of the information contained herein, and makes no representations about its suitability for any particular purpose. Users should make their own judgements about those matters and/or seek independent advice. You assume all risks associated with use of data provided on this page

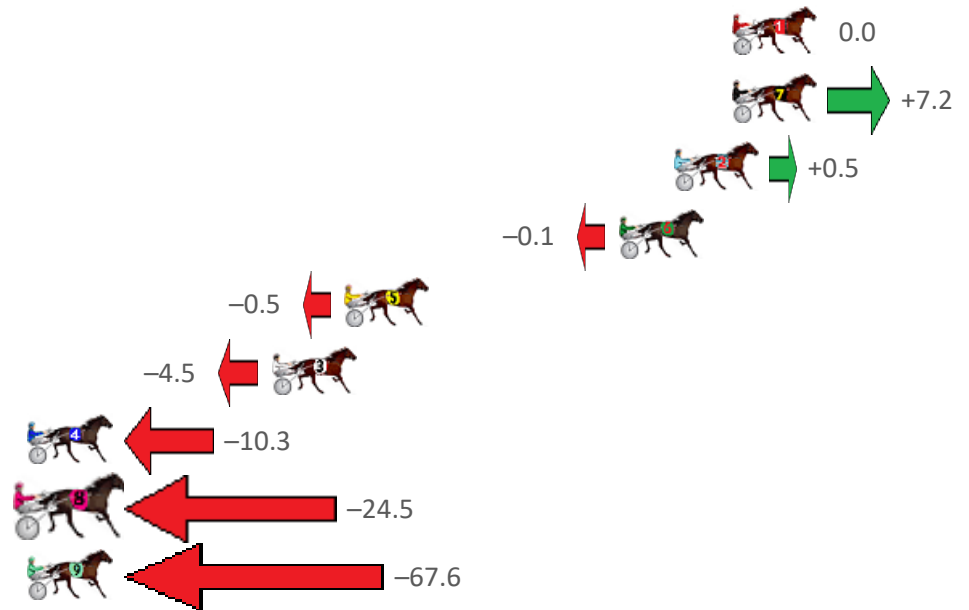
Marburg Race 6 Distance 1850m

Sunday, 10 December 2023

Gross Time: 2:20.50 MileRate: 2:02.20 LeadTime: 17.30s First Qtr: 32.50s Second Qtr: 31.40s Third Qtr: 29.10s Fourth Qtr: 30.20s

NoHorse	Plc	Mar	800 Posi	400 Posi	Time	3rd Qtr	4th Qtr
1 BUSTN FEELZ GOOD	1	0.0m	0.0m (0)	0.0m (0)	2:20.50	29.10s	30.20s
7 CHANCELESS CENTU	1	0.0m	7.2m (1)	4.9m (2)	2:20.50	28.94s	29.84s
2 JANG PEL	3	2.3m	2.8m (1)	2.2m (1)	2:20.68	29.06s	30.22s
6 BATED BREATH	4	4.5m	4.4m (0)	3.8m (0)	2:20.86	29.06s	30.28s
5 CHEDDAR MADE BET	5	15.4m	14.9m (1)	17.9m (0)	2:21.72	29.34s	30.10s
3 SCHEU CREEK	6	18.3m	13.8m (0)	26.1m (1)	2:21.95	30.02s	29.73s
4 BARKWAY MARGARE	7	30.2m	19.9m (1)	29.6m (1)	2:22.89	29.84s	30.41s
8 TOUCH OF TERROR	8	33.4m	8.9m (0)	29.3m (0)	2:23.14	30.62s	30.68s
9 PINK RIVER DIAMON	9	78.7m	11.1m (2)	52.6m (2)	2:26.72	32.18s	32.54s

Finish Position and metres gained from 800m





PJ Harness Analyser

Sectional Analysis Software - Not just a formguide!

www.facebook.com/PJHarnessRacing



RISE Digital, Harness Racing Australia nor the provider accepts any responsibility for the completeness or accuracy of any of the information contained herein, and makes no representations about its suitability for any particular purpose. Users should make their own judgements about those matters and/or seek independent advice. You assume all risks associated with use of data provided on this page

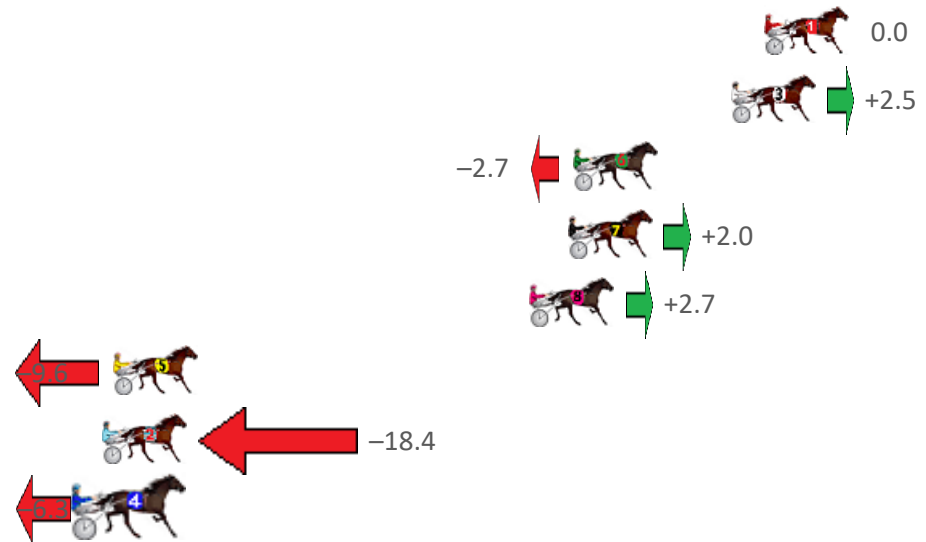
Marburg Race 7 Distance 1850m

Sunday, 10 December 2023

Gross Time: 2:17.60 MileRate: 1:59.70 LeadTime: 17.10s First Qtr: 30.40s Second Qtr: 30.40s Third Qtr: 29.60s Fourth Qtr: 30.10s

NoHorse	Plc	Mar	800 Posi	400 Posi	Time	3rd Qtr	4th Qtr
1 RANCHO MAN	1	0.0m	0.0m (0)	0.0m (0)	2:17.60	29.60s	30.10s
3 GRACENAVA	2	1.3m	3.8m (1)	1.1m (1)	2:17.70	29.40s	30.12s
6 NIGHT NINJA	3	7.6m	4.9m (0)	4.3m (0)	2:18.20	29.56s	30.38s
7 CONVAIR HUSTLER	4	7.8m	9.8m (0)	9.2m (0)	2:18.21	29.56s	30.03s
8 OCEAN LANE	5	9.3m	12.0m (1)	12.9m (1)	2:18.33	29.68s	29.87s
5 WILLIEWA LIGHTNIN	6	25.9m	16.3m (1)	7.6m (2)	2:19.64	28.96s	31.58s
2 IT AINT ROYAL	7	26.3m	7.9m (1)	9.2m (1)	2:19.67	29.70s	31.49s
4 GOSLING IN FLIGHT	8	27.0m	20.7m (1)	11.9m (2)	2:19.73	28.96s	31.35s

Finish Position and metres gained from 800m





PJ Harness Analyser

Sectional Analysis Software - Not just a formguide!

www.facebook.com/PJHarnessRacing



RISE Digital, Harness Racing Australia nor the provider accepts any responsibility for the completeness or accuracy of any of the information contained herein, and makes no representations about its suitability for any particular purpose. Users should make their own judgements about those matters and/or seek independent advice. You assume all risks associated with use of data provided on this page

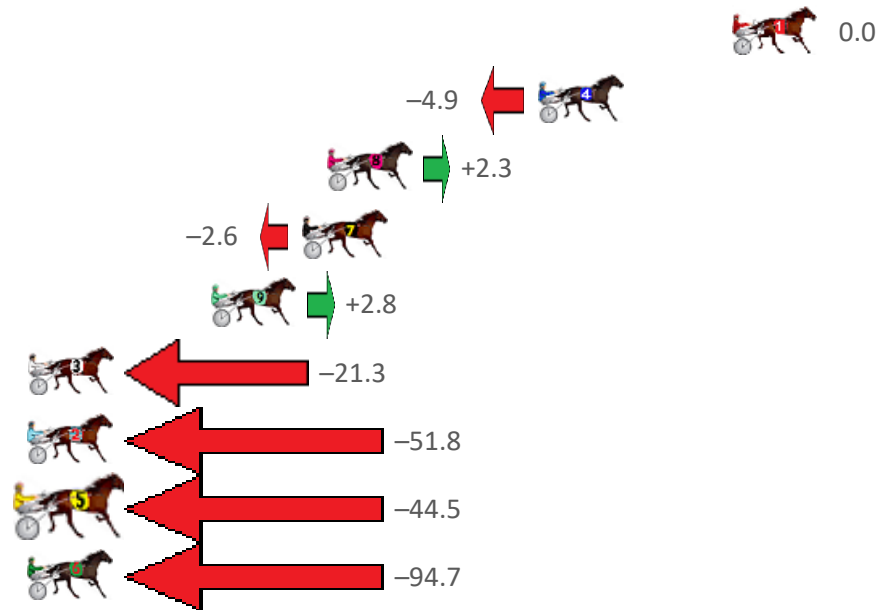
Marburg Race 8 Distance 1850m

Sunday, 10 December 2023

Gross Time: 2:16.20 MileRate: 1:58.50 LeadTime: 16.90s First Qtr: 29.90s Second Qtr: 30.20s Third Qtr: 28.80s Fourth Qtr: 30.40s

NoHorse	Plc	Mar	800 Posi	400 Posi	Time	3rd Qtr	4th Qtr
1 MONGOLIAN CONQ	1	0.0m	0.0m (0)	0.0m (0)	2:16.20	28.80s	30.40s
4 KALYPSO SAM	2	7.7m	2.8m (1)	3.3m (1)	2:16.81	28.84s	30.77s
8 LULU LUCIFER	3	16.1m	18.4m (1)	12.5m (1)	2:17.48	28.40s	30.76s
7 WUNDERLAND	4	17.1m	14.5m (1)	9.3m (0)	2:17.56	28.44s	31.08s
9 SO BOBS YOUR UNCL	5	20.7m	23.5m (1)	17.4m (1)	2:17.85	28.40s	30.77s
3 MULLUM BOY	6	30.8m	9.5m (0)	16.3m (0)	2:18.65	29.32s	31.65s
2 JEREMES GOTTA GO	7	70.8m	19.0m (0)	49.5m (1)	2:21.83	31.08s	32.39s
5 MUCHO GUAPA	8	75.8m	31.3m (1)	43.5m (1)	2:22.23	29.76s	33.23s
6 GANGBUSTER	9	109.2m	14.5m (0)	46.8m (0)	2:24.89	31.20s	35.65s

Finish Position and metres gained from 800m





PJ Harness Analyser

Sectional Analysis Software - Not just a formguide!

www.facebook.com/PJHarnessRacing



RISE Digital, Harness Racing Australia nor the provider accepts any responsibility for the completeness or accuracy of any of the information contained herein, and makes no representations about its suitability for any particular purpose. Users should make their own judgements about those matters and/or seek independent advice. You assume all risks associated with use of data provided on this page

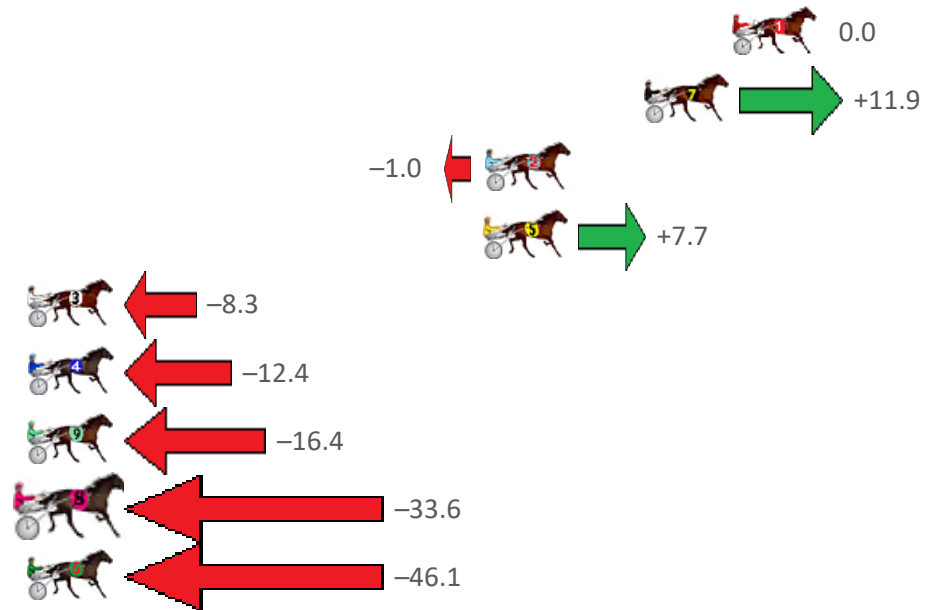
Marburg Race 9 Distance 1850m

Sunday, 10 December 2023

Gross Time: 2:16.00 MileRate: 1:58.30 LeadTime: 16.40s First Qtr: 29.30s Second Qtr: 29.70s Third Qtr: 29.20s Fourth Qtr: 31.40s

NoHorse	Plc	Mar	800 Posi	400 Posi	Time	3rd Qtr	4th Qtr
1 ARTISTIC SAINT	1	0.0m	0.0m (0)	0.0m (0)	2:16.00	29.20s	31.40s
7 STUDLEIGH MARK	2	3.5m	15.4m (1)	16.5m (2)	2:16.29	29.32s	30.45s
2 JAY TEE TYRON	3	9.8m	8.8m (1)	17.0m (1)	2:16.80	29.84s	30.92s
5 VALLANI MAGIC	4	9.9m	17.6m (0)	30.3m (2)	2:16.81	30.20s	29.93s
3 BLISSFULDAY	5	29.2m	20.9m (1)	22.8m (1)	2:18.40	29.40s	32.08s
4 UNDERTHEKILT	6	36.7m	24.3m (0)	28.2m (1)	2:19.01	29.56s	32.29s
9 WRITE ABOUT ANGU	7	42.9m	26.5m (1)	22.3m (2)	2:19.52	28.96s	33.24s
8 MYNAMESEVAN	8	46.3m	12.7m (0)	23.4m (0)	2:19.80	30.04s	33.44s
6 MULLUM DOC	9	52.7m	6.6m (0)	18.6m (0)	2:20.32	30.12s	34.32s

Finish Position and metres gained from 800m





PJ Harness Analyser

Sectional Analysis Software - Not just a formguide!

www.facebook.com/PJHarnessRacing



RISE Digital, Harness Racing Australia nor the provider accepts any responsibility for the completeness or accuracy of any of the information contained herein, and makes no representations about its suitability for any particular purpose. Users should make their own judgements about those matters and/or seek independent advice. You assume all risks associated with use of data provided on this page