

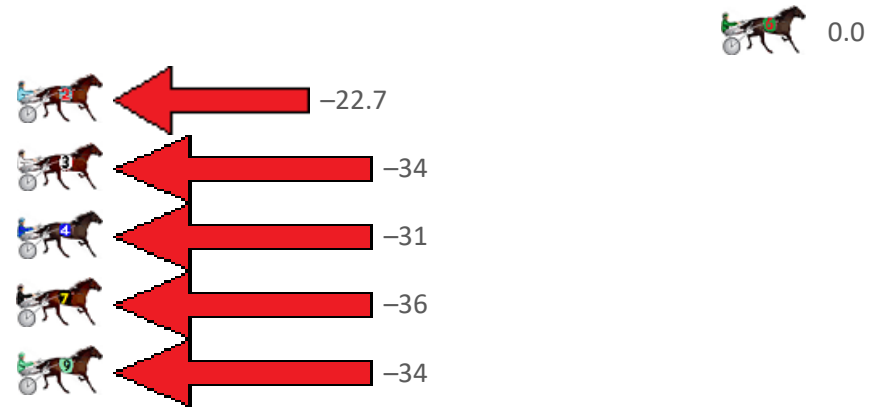
Marburg Race 1 Distance 1850m

Sunday, 3 December 2023

Gross Time: 2:18.10 MileRate: 2:00.10 LeadTime: 16.70s First Qtr: 30.30s Second Qtr: 30.90s Third Qtr: 29.80s Fourth Qtr: 30.40s

NoHorse	Plc	Mar	800 Posi	400 Posi	Time	3rd Qtr	4th Qtr
6 WHOS TO BLAME	1	0.0m	0.0m (1)	0.0m (1)	2:18.10	29.80s	30.40s
2 MY BLACK BIRD	2	32.5m	9.8m (0)	18.0m (0)	2:20.69	30.40s	31.50s
3 ENZED FLYER	3	34.6m	1.4m (0)	0.8m (0)	2:20.85	29.73s	32.95s
4 ONYA BIKE BUDDY	4	36.1m	5.4m (0)	8.6m (0)	2:20.97	30.02s	32.48s
7 LIGHT UP LOVEY	5	51.2m	15.2m (0)	31.0m (0)	2:22.17	30.97s	31.93s
9 COME ON TASCOTT	6	52.6m	18.8m (1)	31.2m (1)	2:22.29	30.71s	32.02s

Finish Position and metres gained from 800m





PJ Harness Analyser

Sectional Analysis Software - Not just a formguide!

www.facebook.com/PJHarnessRacing



RISE Digital, Harness Racing Australia nor the provider accepts any responsibility for the completeness or accuracy of any of the information contained herein, and makes no representations about its suitability for any particular purpose. Users should make their own judgements about those matters and/or seek independent advice. You assume all risks associated with use of data provided on this page

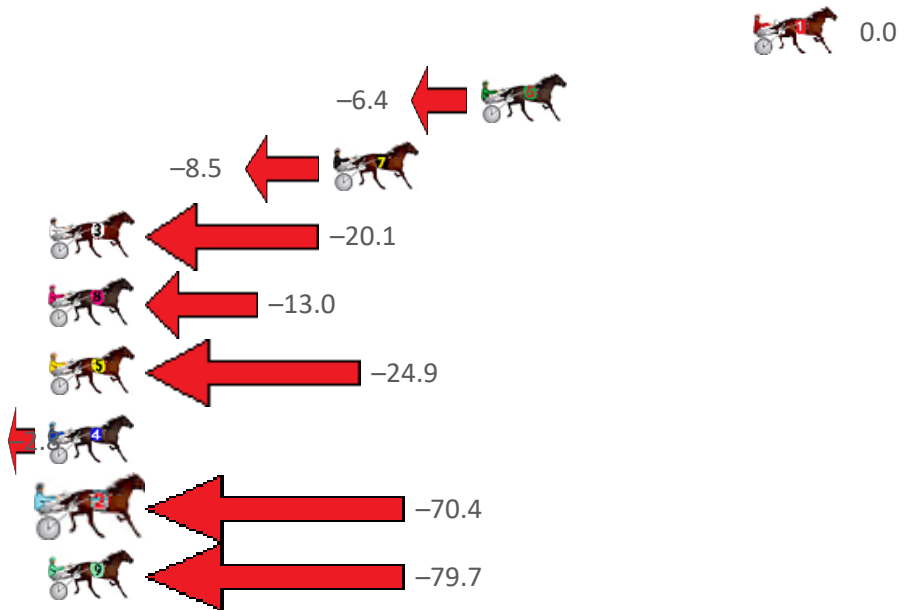
Marburg Race 2 Distance 1850m

Sunday, 3 December 2023

Gross Time: 2:16.80 MileRate: 1:59.00 LeadTime: 15.90s First Qtr: 31.10s Second Qtr: 30.80s Third Qtr: 29.60s Fourth Qtr: 29.40s

NoHorse	Plc	Mar	800 Posi	400 Posi	Time	3rd Qtr	4th Qtr
1 NIGHT SHADOW	1	0.0m	0.0m (0)	0.0m (0)	2:16.80	29.60s	29.40s
6 TEST OF FIRE	2	10.8m	4.4m (0)	3.8m (0)	2:17.63	29.56s	29.95s
7 CERTAINLYCALLITIN	3	16.7m	8.2m (0)	7.6m (0)	2:18.09	29.56s	30.13s
3 PUMPKIN PAT	4	29.4m	9.3m (1)	9.8m (2)	2:19.07	29.64s	30.95s
8 DOOLITTLE DAZZLER	5	31.5m	18.5m (1)	13.4m (0)	2:19.23	29.22s	30.85s
5 ROYAL WINKLE	6	38.5m	13.6m (1)	13.6m (1)	2:19.77	29.60s	31.37s
4 COULD IT BE ME	7	38.7m	35.9m (0)	22.4m (0)	2:19.78	28.60s	30.74s
2 KEITH WILL DO	8	74.2m	3.8m (1)	8.7m (1)	2:22.52	29.96s	34.48s
9 ASTROPHILIA	9	188.7m	109.0m (0)	124.9m (0)	2:31.35	30.74s	34.79s

Finish Position and metres gained from 800m





PJ Harness Analyser

Sectional Analysis Software - Not just a formguide!

www.facebook.com/PJHarnessRacing



RISE Digital, Harness Racing Australia nor the provider accepts any responsibility for the completeness or accuracy of any of the information contained herein, and makes no representations about its suitability for any particular purpose. Users should make their own judgements about those matters and/or seek independent advice. You assume all risks associated with use of data provided on this page

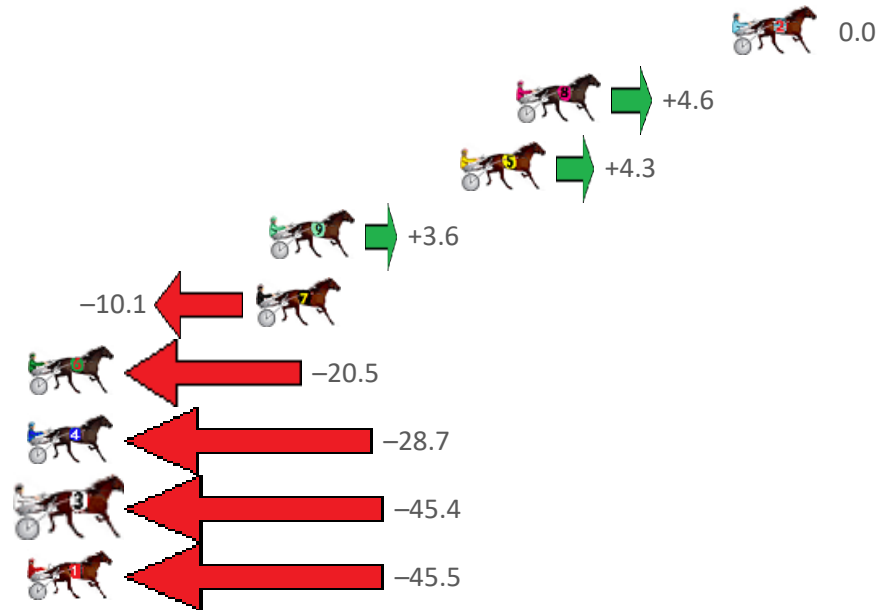
Marburg Race 3 Distance 1850m

Sunday, 3 December 2023

Gross Time: 2:16.20 MileRate: 1:58.50 LeadTime: 16.10s First Qtr: 30.10s Second Qtr: 30.90s Third Qtr: 29.30s Fourth Qtr: 29.80s

NoHorse	Plc	Mar	800 Posi	400 Posi	Time	3rd Qtr	4th Qtr
2 GRACENAVA	1	0.0m	0.0m (0)	0.0m (0)	2:16.20	29.30s	29.80s
8 DOOLITTLE DOOZZIE	2	8.6m	13.2m (1)	14.2m (2)	2:16.87	29.38s	29.43s
5 TAPTHEKEG	3	10.8m	15.1m (2)	4.9m (0)	2:17.04	28.56s	30.28s
9 WESTERN ACTION	4	18.4m	22.0m (1)	20.7m (2)	2:17.64	29.22s	29.72s
7 RANCHO MAN	5	18.9m	8.8m (1)	19.6m (1)	2:17.68	30.10s	29.84s
6 DOC HARVEY	6	32.0m	11.5m (0)	24.0m (1)	2:18.70	30.22s	30.54s
4 HESLUVABLE	7	44.6m	15.9m (0)	25.6m (0)	2:19.68	30.02s	31.40s
3 ZED EXPRESS	8	48.2m	2.8m (1)	14.7m (1)	2:19.96	30.18s	32.48s
1 WEDDING NIGHT	9	52.1m	6.6m (0)	16.3m (0)	2:20.27	30.02s	32.67s

Finish Position and metres gained from 800m





PJ Harness Analyser

Sectional Analysis Software - Not just a formguide!

www.facebook.com/PJHarnessRacing



RISE Digital, Harness Racing Australia nor the provider accepts any responsibility for the completeness or accuracy of any of the information contained herein, and makes no representations about its suitability for any particular purpose. Users should make their own judgements about those matters and/or seek independent advice. You assume all risks associated with use of data provided on this page

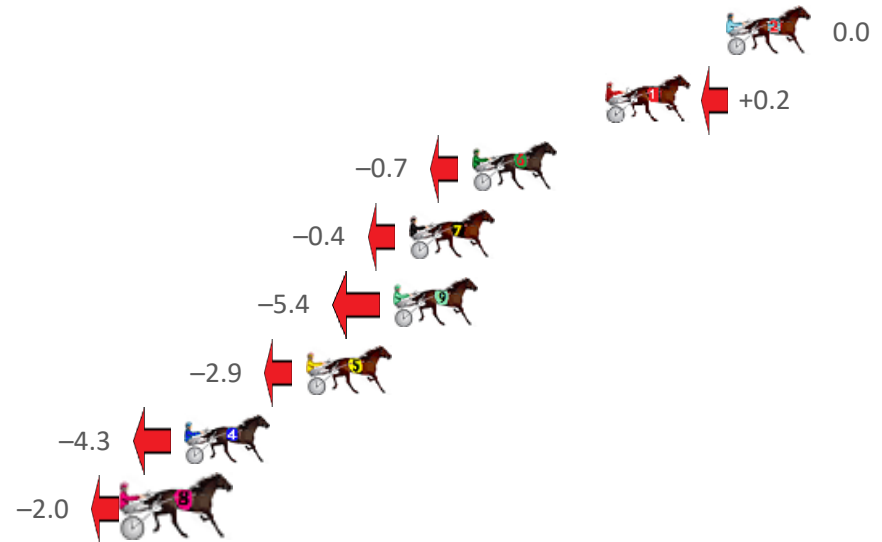
Marburg Race 4 Distance 1850m

Sunday, 3 December 2023

Gross Time: 2:16.80 MileRate: 1:59.00 LeadTime: 16.90s First Qtr: 30.90s Second Qtr: 30.10s Third Qtr: 29.10s Fourth Qtr: 29.80s

NoHorse	Plc	Mar	800 Posi	400 Posi	Time	3rd Qtr	4th Qtr
2 FLY CHEVAL	1	0.0m	0.0m (0)	0.0m (0)	2:16.80	29.10s	29.80s
1 FRIDAY THIRTEENTH	2	4.8m	5.0m (0)	6.6m (0)	2:17.17	29.22s	29.69s
6 FUNNILY ENOUGH	3	10.1m	9.4m (0)	10.9m (0)	2:17.59	29.22s	29.79s
7 CIRCLE LINE	4	12.6m	12.2m (1)	12.6m (1)	2:17.78	29.14s	29.86s
9 BLUE BLOODZ	5	13.2m	7.8m (1)	7.7m (1)	2:17.83	29.10s	30.27s
5 PERFECT FEELING	6	16.7m	13.8m (0)	15.3m (0)	2:18.10	29.22s	29.98s
4 MUSTANG DUDE	7	21.5m	17.2m (1)	18.0m (1)	2:18.48	29.18s	30.16s
8 STARS OF AMERICA	8	23.6m	21.6m (1)	22.4m (1)	2:18.64	29.18s	30.00s

Finish Position and metres gained from 800m





PJ Harness Analyser

Sectional Analysis Software - Not just a formguide!

www.facebook.com/PJHarnessRacing



RISE Digital, Harness Racing Australia nor the provider accepts any responsibility for the completeness or accuracy of any of the information contained herein, and makes no representations about its suitability for any particular purpose. Users should make their own judgements about those matters and/or seek independent advice. You assume all risks associated with use of data provided on this page

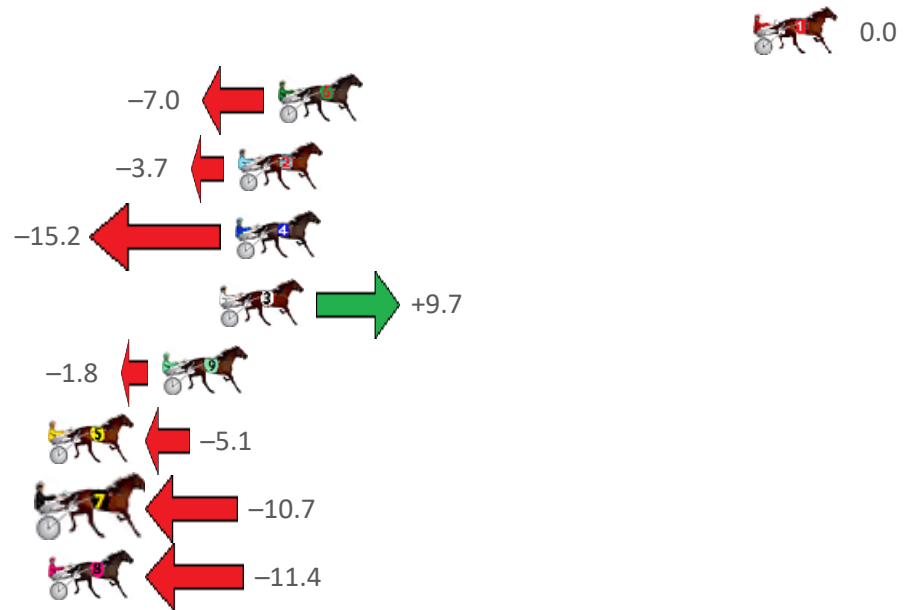
Marburg Race 5 Distance 1850m

Sunday, 3 December 2023

Gross Time: 2:16.30 MileRate: 1:58.60 LeadTime: 15.90s First Qtr: 28.50s Second Qtr: 31.20s Third Qtr: 29.70s Fourth Qtr: 31.00s

NoHorse	Plc	Mar	800 Posi	400 Posi	Time	3rd Qtr	4th Qtr
1 MAGICOL IDEAL	1	0.0m	0.0m (0)	0.0m (0)	2:16.30	29.70s	31.00s
6 CHEDDAR MADE BET	2	18.9m	11.9m (0)	12.2m (0)	2:17.83	29.74s	31.61s
2 BUSTN FEELZ GOOD	3	20.5m	16.8m (0)	16.4m (0)	2:17.96	29.70s	31.42s
4 IMA BIRUBI BOY	4	20.6m	5.4m (0)	7.4m (0)	2:17.97	29.86s	32.11s
3 JANG PEL	5	21.2m	30.9m (0)	22.8m (0)	2:18.02	29.14s	31.00s
9 SAILALONG SINBAD	6	23.5m	21.7m (0)	21.7m (1)	2:18.21	29.74s	31.27s
5 SHADYS DELIGHT	7	30.6m	25.5m (0)	23.3m (2)	2:18.78	29.58s	31.72s
7 WESTERN RICKI	8	32.4m	21.7m (1)	17.0m (1)	2:18.93	29.38s	32.35s
8 WILLIEWA LIGHTNIN	9	33.6m	22.2m (2)	18.6m (2)	2:19.02	29.46s	32.32s

Finish Position and metres gained from 800m





PJ Harness Analyser

Sectional Analysis Software - Not just a formguide!

www.facebook.com/PJHarnessRacing



RISE Digital, Harness Racing Australia nor the provider accepts any responsibility for the completeness or accuracy of any of the information contained herein, and makes no representations about its suitability for any particular purpose. Users should make their own judgements about those matters and/or seek independent advice. You assume all risks associated with use of data provided on this page


Marburg Race 6 Distance 1850m

Sunday, 3 December 2023

Gross Time: 2:18.60 MileRate: 2:00.60 LeadTime: 16.70s First Qtr: 32.00s Second Qtr: 31.90s Third Qtr: 28.10s Fourth Qtr: 29.90s

NoHorse	Plc	Mar	800 Posi	400 Posi	Time	3rd Qtr	4th Qtr
1 CAPTAIN OH CAPTAI	1	0.0m	0.0m (0)	0.0m (0)	2:18.60	28.10s	29.90s
6 CHANCELESS CENTU	2	0.4m	4.6m (0)	4.4m (0)	2:18.63	28.10s	29.61s
2 IT AINT ROYAL	3	5.0m	2.9m (1)	2.8m (1)	2:18.99	28.10s	30.09s
7 BEEF CITY STARZZZ	4	7.2m	9.7m (0)	9.4m (0)	2:19.16	28.10s	29.78s
4 CRIME TIME	5	8.7m	7.5m (1)	7.8m (1)	2:19.28	28.14s	30.02s
8 VALLANI MAGIC	6	9.6m	13.8m (0)	13.9m (0)	2:19.35	28.14s	29.65s
9 SHEZ ALL STYLE	7	12.2m	16.0m (2)	15.0m (1)	2:19.56	28.06s	29.78s
5 KULANI COURAGE	8	13.0m	20.1m (2)	17.8m (2)	2:19.62	27.98s	29.64s
3 SHES CLASSY	9	14.2m	11.5m (2)	8.3m (2)	2:19.71	27.90s	30.41s

Finish Position and metres gained from 800m





PJ Harness Analyser

Sectional Analysis Software - Not just a formguide!

www.facebook.com/PJHarnessRacing



RISE Digital, Harness Racing Australia nor the provider accepts any responsibility for the completeness or accuracy of any of the information contained herein, and makes no representations about its suitability for any particular purpose. Users should make their own judgements about those matters and/or seek independent advice. You assume all risks associated with use of data provided on this page

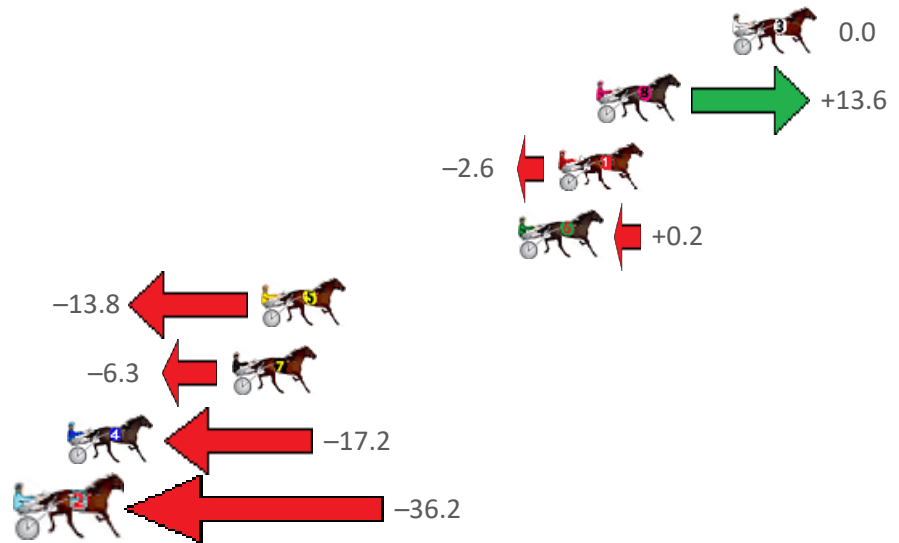
Marburg Race 7 Distance 1850m

Sunday, 3 December 2023

Gross Time: 2:17.60 MileRate: 1:59.70 LeadTime: 16.90s First Qtr: 29.90s Second Qtr: 32.10s Third Qtr: 29.70s Fourth Qtr: 29.00s

NoHorse	Plc	Mar	800 Posi	400 Posi	Time	3rd Qtr	4th Qtr
3 YANKEE C J	1	0.0m	0.0m (0)	0.0m (0)	2:17.60	29.70s	29.00s
8 LOOKS JUST RIGHT	2	5.4m	19.0m (1)	7.1m (2)	2:18.01	28.82s	28.89s
1 MISTER COLE	3	6.9m	4.3m (0)	4.4m (0)	2:18.13	29.70s	29.21s
6 MAJOR SLIP UP	4	8.5m	8.7m (0)	8.5m (0)	2:18.25	29.68s	29.03s
5 JAY TEE TYRON	5	18.7m	4.9m (1)	4.9m (1)	2:19.02	29.70s	30.06s
7 JEREMES GOTTA GO	6	19.9m	13.6m (0)	13.2m (0)	2:19.11	29.66s	29.55s
4 UNDERTHEKILT	7	26.4m	9.2m (1)	9.3m (1)	2:19.61	29.70s	30.33s
2 BLING US DELIGHT	8	50.3m	14.1m (1)	13.7m (1)	2:21.43	29.66s	31.83s

Finish Position and metres gained from 800m





PJ Harness Analyser

Sectional Analysis Software - Not just a formguide!

www.facebook.com/PJHarnessRacing



RISE Digital, Harness Racing Australia nor the provider accepts any responsibility for the completeness or accuracy of any of the information contained herein, and makes no representations about its suitability for any particular purpose. Users should make their own judgements about those matters and/or seek independent advice. You assume all risks associated with use of data provided on this page

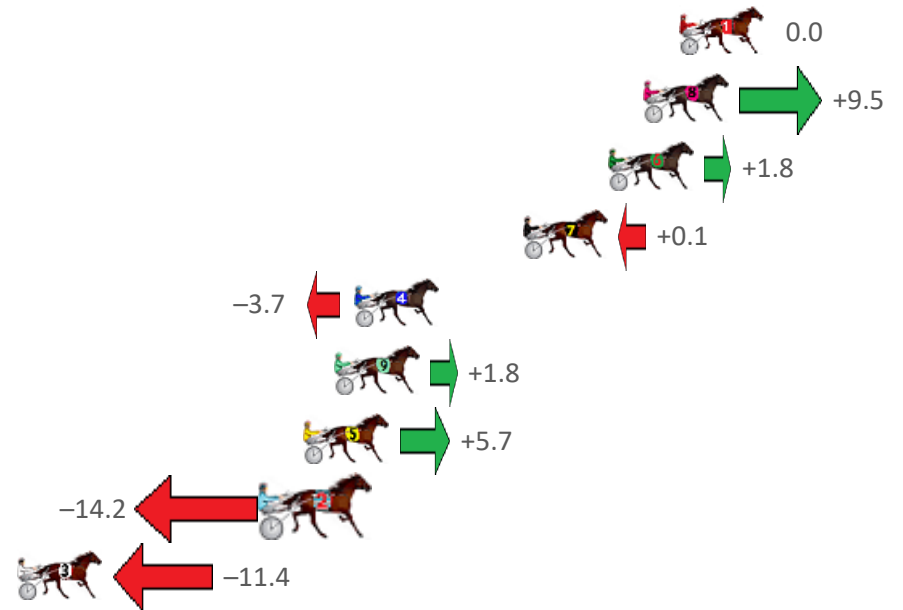
Marburg Race 8 Distance 1850m

Sunday, 3 December 2023

Gross Time: 2:16.40 MileRate: 1:58.60 LeadTime: 16.50s First Qtr: 31.00s Second Qtr: 31.40s Third Qtr: 28.10s Fourth Qtr: 29.40s

NoHorse	Plc	Mar	800 Posi	400 Posi	Time	3rd Qtr	4th Qtr
1 ONE LAST ROLL	1	0.0m	0.0m (0)	0.0m (0)	2:16.40	28.10s	29.40s
8 SHES IN LINE	2	1.4m	10.9m (1)	6.7m (2)	2:16.51	27.82s	29.03s
6 STUDLEIGH MARK	3	2.8m	4.6m (0)	3.9m (0)	2:16.62	28.06s	29.34s
7 IDEAL TIGER	4	6.2m	6.3m (1)	6.7m (1)	2:16.88	28.14s	29.40s
4 ITS BACK PAGE NEW	5	12.9m	9.2m (0)	11.8m (0)	2:17.39	28.30s	29.55s
9 KALYPSO SAM	6	13.7m	15.5m (1)	14.0m (1)	2:17.46	28.02s	29.46s
5 MONGOLIAN CONQ	7	14.9m	20.6m (1)	19.0m (1)	2:17.55	28.02s	29.19s
2 SOHO CASABLANCA	8	16.2m	2.0m (1)	2.2m (1)	2:17.65	28.12s	30.49s
3 MORESCO	9	26.3m	14.9m (0)	19.3m (0)	2:18.43	28.44s	30.05s

Finish Position and metres gained from 800m





PJ Harness Analyser

Sectional Analysis Software - Not just a formguide!

www.facebook.com/PJHarnessRacing



RISE Digital, Harness Racing Australia nor the provider accepts any responsibility for the completeness or accuracy of any of the information contained herein, and makes no representations about its suitability for any particular purpose. Users should make their own judgements about those matters and/or seek independent advice. You assume all risks associated with use of data provided on this page

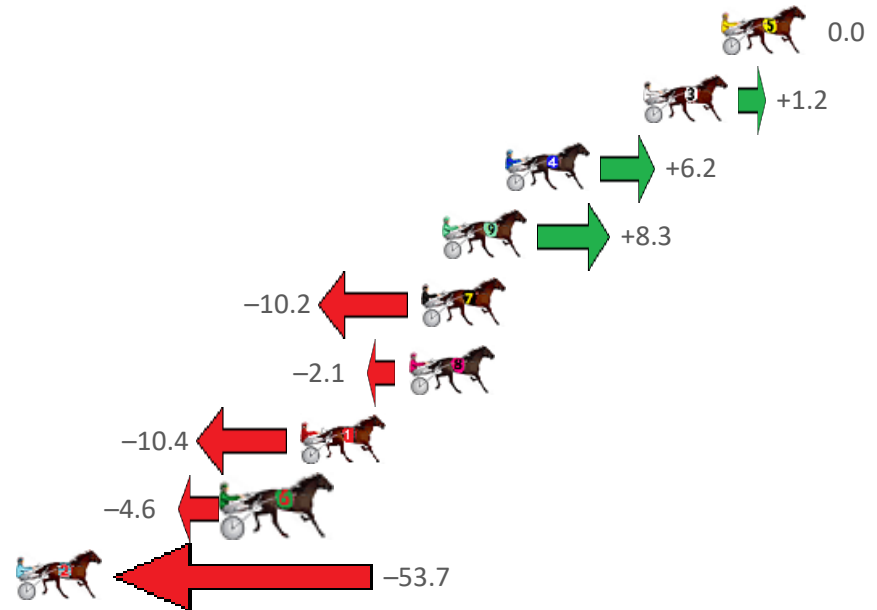
Marburg Race 9 Distance 1850m

Sunday, 3 December 2023

Gross Time: 2:17.30 MileRate: 1:59.50 LeadTime: 16.30s First Qtr: 31.40s Second Qtr: 32.00s Third Qtr: 28.20s Fourth Qtr: 29.40s

NoHorse	Plc	Mar	800 Posi	400 Posi	Time	3rd Qtr	4th Qtr
5 NOT THE KINGSWOOD	1	0.0m	0.0m (0)	0.0m (0)	2:17.30	28.20s	29.40s
3 LA SABINA	2	3.1m	4.3m (0)	3.9m (0)	2:17.54	28.18s	29.36s
4 BEEF CITY BLAZE	3	8.6m	14.8m (1)	11.2m (1)	2:17.96	27.96s	29.26s
9 LITTLELIONELJAMES	4	11.1m	19.4m (1)	9.5m (2)	2:18.16	27.52s	29.58s
7 HEY MISTER TAYLOR	5	11.9m	1.7m (1)	2.8m (1)	2:18.22	28.28s	30.12s
8 FORGIVE ME	6	12.4m	10.3m (1)	5.0m (2)	2:18.26	27.84s	30.00s
1 ALTANA BLUE	7	16.7m	6.3m (1)	7.3m (1)	2:18.59	28.28s	30.17s
6 GLENLEA BELLA	8	19.4m	14.8m (0)	15.7m (2)	2:18.80	28.28s	29.78s
2 TOUCH OF TERROR	9	62.8m	9.1m (0)	14.0m (0)	2:22.14	28.56s	33.24s

Finish Position and metres gained from 800m





PJ Harness Analyser

Sectional Analysis Software - Not just a formguide!

www.facebook.com/PJHarnessRacing



RISE Digital, Harness Racing Australia nor the provider accepts any responsibility for the completeness or accuracy of any of the information contained herein, and makes no representations about its suitability for any particular purpose. Users should make their own judgements about those matters and/or seek independent advice. You assume all risks associated with use of data provided on this page