

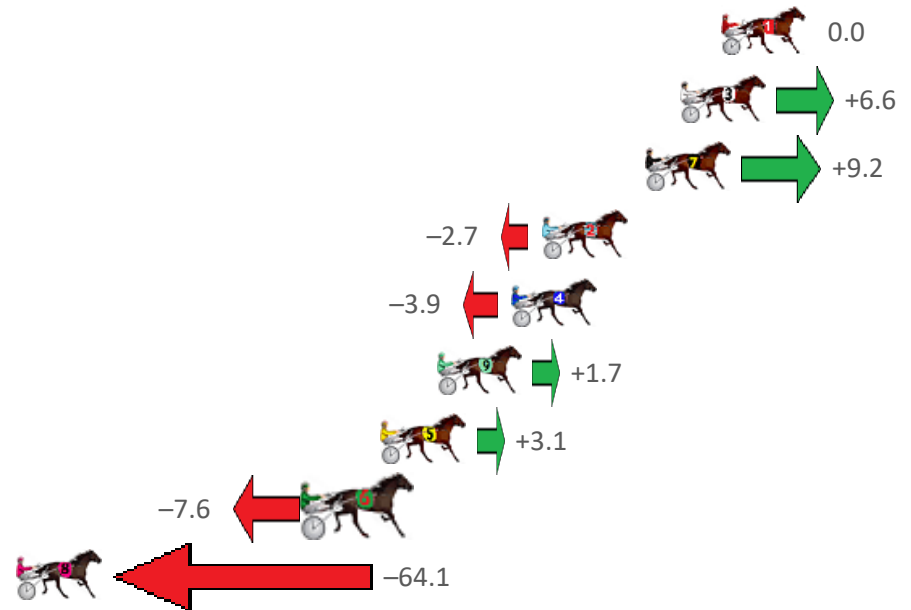
Marburg Race 1 Distance 1850m

Monday, 2 October 2023

Gross Time: 2:20.40 MileRate: 2:02.20 LeadTime: 17.70s First Qtr: 30.80s Second Qtr: 33.00s Third Qtr: 29.40s Fourth Qtr: 29.50s

NoHorse	Plc	Mar	800 Posi	400 Posi	Time	3rd Qtr	4th Qtr
1 HOLLADOR DAISY	1	0.0m	0.0m (0)	0.0m (0)	2:20.40	29.40s	29.50s
3 HELL OF A HAND	2	1.6m	8.2m (1)	8.6m (1)	2:20.52	29.43s	28.99s
7 FOUR FEATHERS	3	3.0m	12.2m (1)	13.2m (1)	2:20.63	29.47s	28.75s
2 STONES	4	7.1m	4.4m (0)	4.8m (0)	2:20.95	29.43s	29.67s
4 ENZED FLYER	5	8.3m	4.4m (1)	4.8m (1)	2:21.04	29.43s	29.76s
9 WHOS TO BLAME	6	11.3m	13.0m (0)	15.6m (0)	2:21.27	29.59s	29.18s
5 TUFFY	7	13.5m	16.6m (1)	18.0m (1)	2:21.44	29.50s	29.17s
6 ROCKTIME	8	16.2m	8.6m (0)	10.6m (0)	2:21.65	29.55s	29.91s
8 TRUSTFULL	9	89.1m	25.0m (0)	29.4m (0)	2:27.29	29.71s	33.88s

Finish Position and metres gained from 800m





PJ Harness Analyser

Sectional Analysis Software - Not just a formguide!

www.facebook.com/PJHarnessRacing



RISE Digital, Harness Racing Australia nor the provider accepts any responsibility for the completeness or accuracy of any of the information contained herein, and makes no representations about its suitability for any particular purpose. Users should make their own judgements about those matters and/or seek independent advice. You assume all risks associated with use of data provided on this page

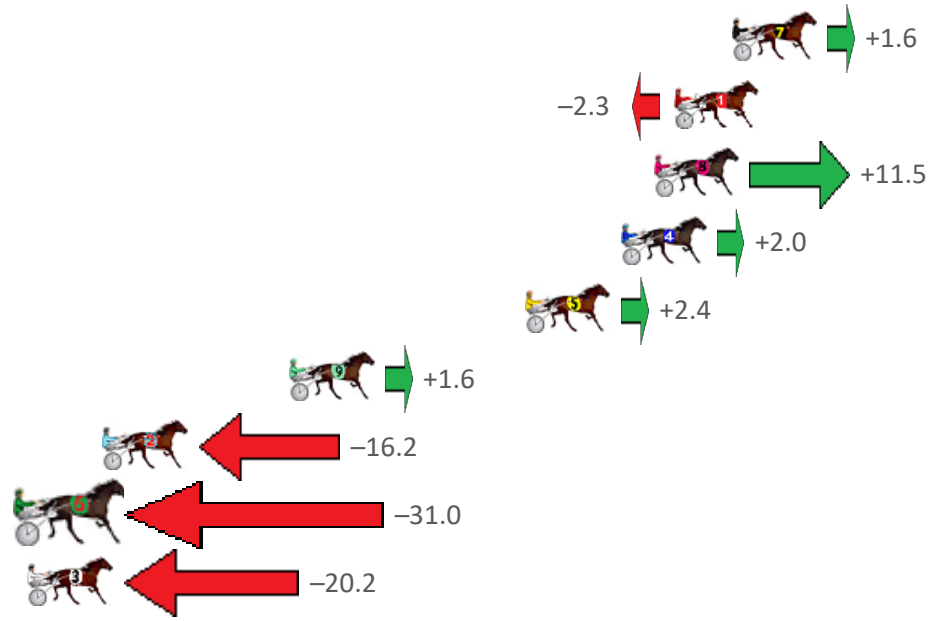
Marburg Race 2 Distance 1850m

Monday, 2 October 2023

Gross Time: 2:20.00 MileRate: 2:01.80 LeadTime: 17.70s First Qtr: 30.80s Second Qtr: 31.10s Third Qtr: 30.00s Fourth Qtr: 30.40s

NoHorse	Plc	Mar	800 Posi	400 Posi	Time	3rd Qtr	4th Qtr
7 SUBTLE CHAY	1	0.0m	1.6m (1)	0.2m (1)	2:20.00	29.89s	30.38s
1 SPICE BOY	2	2.3m	0.0m (0)	0.0m (0)	2:20.18	30.00s	30.57s
8 OLD ENGLISH	3	3.1m	14.6m (1)	14.2m (0)	2:20.25	29.98s	29.56s
4 KIWI ROYALTY	4	4.4m	6.4m (1)	4.6m (1)	2:20.35	29.86s	30.38s
5 OUTER CHANGE	5	8.2m	10.6m (1)	10.2m (0)	2:20.65	29.97s	30.25s
9 DOC HARVEY	6	17.6m	19.2m (1)	11.6m (1)	2:21.40	29.43s	30.85s
2 BAHAMAS MISS	7	25.0m	8.8m (0)	24.8m (0)	2:21.99	31.20s	30.42s
6 CHOCOLATE NORMA	8	35.2m	4.2m (0)	37.6m (1)	2:22.80	32.51s	30.22s
3 NIGHT SHADOW	9	47.6m	27.4m (0)	34.4m (0)	2:23.79	30.52s	31.40s

Finish Position and metres gained from 800m





PJ Harness Analyser

Sectional Analysis Software - Not just a formguide!

www.facebook.com/PJHarnessRacing



RISE Digital, Harness Racing Australia nor the provider accepts any responsibility for the completeness or accuracy of any of the information contained herein, and makes no representations about its suitability for any particular purpose. Users should make their own judgements about those matters and/or seek independent advice. You assume all risks associated with use of data provided on this page


Marburg Race 3 Distance 1850m

Monday, 2 October 2023

Gross Time: 2:19.30 MileRate: 2:01.20 LeadTime: 17.10s First Qtr: 30.30s Second Qtr: 31.30s Third Qtr: 29.40s Fourth Qtr: 31.20s

NoHorse	Plc	Mar	800 Posi	400 Posi	Time	3rd Qtr	4th Qtr
3 DALLAS COWGIRL	1	0.0m	8.2m (0)	8.8m (0)	2:19.30	29.46s	30.52s
6 KEAYANG SPONGE B	2	2.1m	4.2m (0)	4.4m (0)	2:19.47	29.42s	31.02s
1 WEDDING NIGHT	3	4.5m	0.0m (0)	0.0m (0)	2:19.67	29.39s	31.55s
7 WHATA REACTOR	4	13.0m	12.0m (1)	13.8m (2)	2:20.36	29.54s	31.14s
4 CHANG	5	15.4m	3.4m (1)	6.6m (1)	2:20.56	29.62s	31.88s
8 DOWNTOWN MANH	6	20.3m	17.6m (1)	12.2m (1)	2:20.96	28.98s	31.83s
5 THE MACH ARMY	7	21.8m	23.6m (1)	18.8m (2)	2:21.08	29.03s	31.43s
2 TAKIDAH	8	23.4m	7.6m (1)	9.6m (2)	2:21.21	29.52s	32.27s
9 MAJOR RUMBLE	9	158.2m	24.2m (0)	70.0m (0)	2:32.20	32.65s	38.04s

Finish Position and metres gained from 800m



PJ Harness Analyser

Sectional Analysis Software - Not just a formguide!

www.facebook.com/PJHarnessRacing

RISE Digital, Harness Racing Australia nor the provider accepts any responsibility for the completeness or accuracy of any of the information contained herein, and makes no representations about its suitability for any particular purpose. Users should make their own judgements about those matters and/or seek independent advice. You assume all risks associated with use of data provided on this page

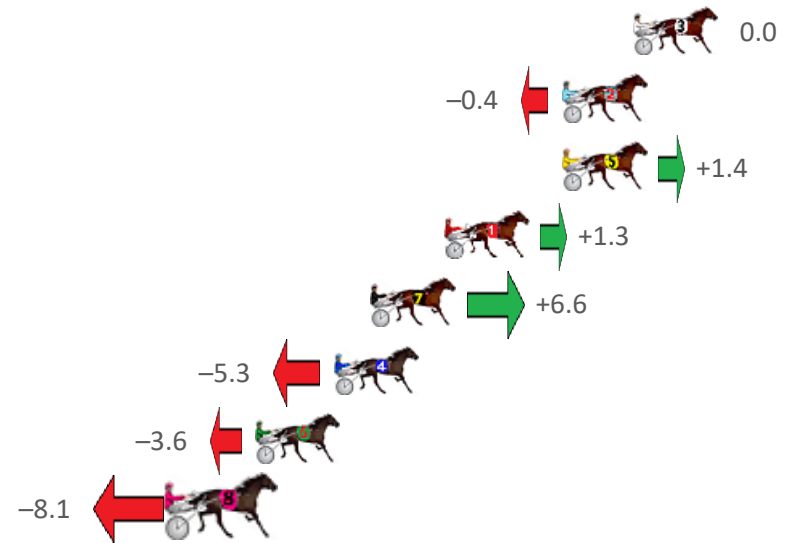
Marburg Race 4 Distance 2200m

Monday, 2 October 2023

Gross Time: 2:46.30 MileRate: 2:01.70 LeadTime: 46.20s First Qtr: 29.80s Second Qtr: 30.20s Third Qtr: 28.80s Fourth Qtr: 31.30s

NoHorse	Plc	Mar	800 Posi	400 Posi	Time	3rd Qtr	4th Qtr
3 SAILALONG SINBAD	1	0.0m	0.0m (0)	0.0m (0)	2:46.30	28.80s	31.30s
2 ALTANA BLUE	2	2.8m	2.4m (1)	3.0m (1)	2:46.53	28.85s	31.28s
5 ROCKNROLL MAX	3	2.8m	4.2m (0)	4.0m (0)	2:46.53	28.79s	31.21s
1 IDEAL TIGER	4	7.5m	8.8m (0)	8.4m (0)	2:46.91	28.77s	31.23s
7 SPORT MENTAL	5	10.4m	17.0m (0)	13.0m (0)	2:47.15	28.51s	31.10s
4 ROCKNROLL DA GA	6	11.9m	6.6m (1)	7.4m (1)	2:47.27	28.85s	31.65s
6 LETS SAVE THE DAY	7	15.0m	11.4m (1)	11.8m (1)	2:47.53	28.82s	31.55s
8 WOODLEA DIEGO	8	18.1m	10.0m (2)	6.0m (2)	2:47.78	28.46s	32.24s

Finish Position and metres gained from 800m





PJ Harness Analyser

Sectional Analysis Software - Not just a formguide!

www.facebook.com/PJHarnessRacing



RISE Digital, Harness Racing Australia nor the provider accepts any responsibility for the completeness or accuracy of any of the information contained herein, and makes no representations about its suitability for any particular purpose. Users should make their own judgements about those matters and/or seek independent advice. You assume all risks associated with use of data provided on this page


Marburg Race 5 Distance 1850m

Monday, 2 October 2023

Gross Time: 2:18.20 MileRate: 2:00.20 LeadTime: 17.30s First Qtr: 29.40s Second Qtr: 30.80s Third Qtr: 30.40s Fourth Qtr: 30.30s

NoHorse	Plc	Mar	800 Posi	400 Posi	Time	3rd Qtr	4th Qtr
8 MAN OF ACTION	1	0.0m	0.6m (1)	0.0m (1)	2:18.20	30.35s	30.30s
2 DOOLITTLE DANDY	2	1.4m	13.4m (1)	2.4m (2)	2:18.31	29.57s	30.22s
7 MUSTANG DUDE	3	14.5m	8.2m (0)	11.2m (0)	2:19.35	30.63s	30.55s
6 ROCCO VARIETY	4	15.2m	4.0m (0)	7.4m (0)	2:19.41	30.66s	30.89s
4 MAMMALS DESTINY	5	17.3m	5.2m (1)	5.0m (1)	2:19.57	30.39s	31.23s
3 ALWAYS AT NIGHT	6	28.3m	18.2m (1)	8.0m (2)	2:20.44	29.63s	31.83s
9 NIGHT NINJA	7	31.1m	13.0m (0)	13.6m (2)	2:20.67	30.45s	31.62s
1 OKANES DEVIL	8	31.7m	9.4m (1)	10.8m (1)	2:20.71	30.51s	31.87s
5 LORD DENZEL	9	50.2m	0.0m (0)	2.8m (0)	2:22.18	30.62s	33.87s

Finish Position and metres gained from 800m





PJ Harness Analyser

Sectional Analysis Software - Not just a formguide!

www.facebook.com/PJHarnessRacing



RISE Digital, Harness Racing Australia nor the provider accepts any responsibility for the completeness or accuracy of any of the information contained herein, and makes no representations about its suitability for any particular purpose. Users should make their own judgements about those matters and/or seek independent advice. You assume all risks associated with use of data provided on this page

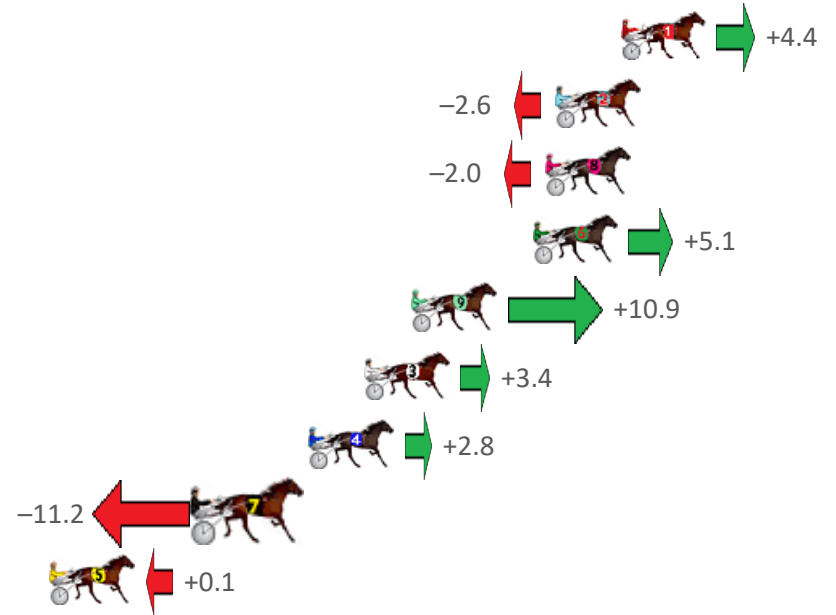
Marburg Race 6 Distance 1850m

Monday, 2 October 2023

Gross Time: 2:16.80 MileRate: 1:59.00 LeadTime: 17.20s First Qtr: 30.30s Second Qtr: 30.60s Third Qtr: 29.30s Fourth Qtr: 29.40s

NoHorse	Plc	Mar	800 Posi	400 Posi	Time	3rd Qtr	4th Qtr
1 CRIME TIME	1	0.0m	4.4m (0)	4.2m (0)	2:16.80	29.29s	29.09s
2 ULTIMATE CHANCE	2	2.6m	0.0m (0)	0.0m (0)	2:17.00	29.30s	29.59s
8 BATMAN BART	3	3.0m	1.0m (1)	3.6m (1)	2:17.03	29.49s	29.36s
6 WATERLINE	4	3.5m	8.6m (0)	8.2m (0)	2:17.07	29.27s	29.06s
9 TULHURST CUDDLES	5	8.3m	19.2m (1)	8.4m (2)	2:17.44	28.51s	29.39s
3 WESTERN ACTION	6	10.2m	13.6m (0)	12.2m (0)	2:17.59	29.20s	29.25s
4 CHARLEVOIX	7	12.4m	15.2m (1)	13.4m (1)	2:17.76	29.17s	29.33s
7 SCHEU CREEK	8	16.6m	5.4m (1)	8.6m (1)	2:18.08	29.53s	29.98s
5 GABBYS IDEAL	9	22.7m	22.8m (0)	13.6m (2)	2:18.55	28.63s	30.07s

Finish Position and metres gained from 800m





PJ Harness Analyser

Sectional Analysis Software - Not just a formguide!

www.facebook.com/PJHarnessRacing



RISE Digital, Harness Racing Australia nor the provider accepts any responsibility for the completeness or accuracy of any of the information contained herein, and makes no representations about its suitability for any particular purpose. Users should make their own judgements about those matters and/or seek independent advice. You assume all risks associated with use of data provided on this page

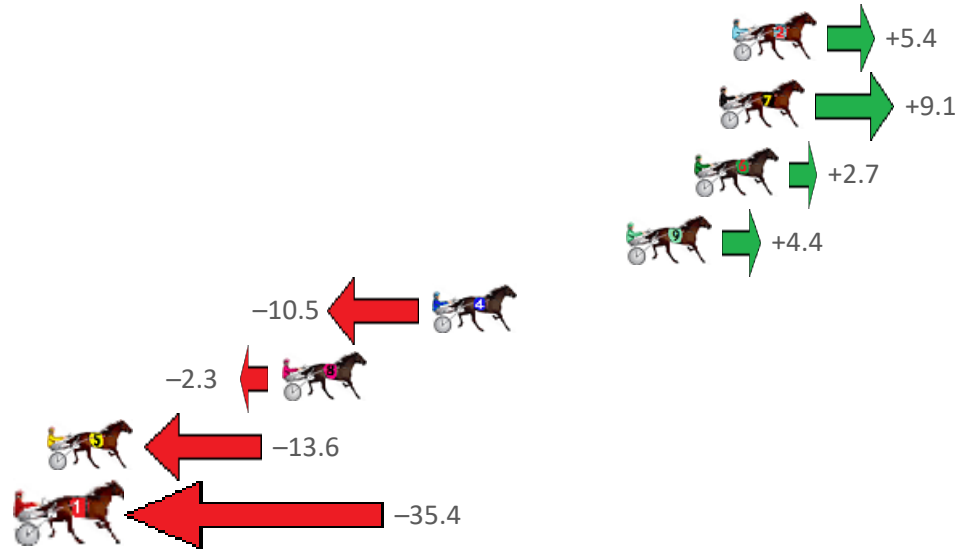
Marburg Race 7 Distance 1850m

Monday, 2 October 2023

Gross Time: 2:17.30 MileRate: 1:59.50 LeadTime: 16.80s First Qtr: 30.80s Second Qtr: 31.60s Third Qtr: 28.20s Fourth Qtr: 29.90s

NoHorse	Plc	Mar	800 Posi	400 Posi	Time	3rd Qtr	4th Qtr
2 SHADYS DELIGHT	1	0.0m	5.4m (1)	3.6m (1)	2:17.30	28.08s	29.63s
7 WESTERN SHOWGIR	2	0.5m	9.6m (1)	8.6m (1)	2:17.34	28.14s	29.30s
6 MAJOR SLIP UP	3	1.5m	4.2m (0)	9.8m (0)	2:17.42	28.62s	29.28s
9 TEST OF FIRE	4	4.2m	8.6m (0)	14.0m (0)	2:17.63	28.61s	29.17s
4 GETALOADATHISBRO	5	11.9m	1.4m (1)	0.0m (0)	2:18.23	28.07s	30.78s
8 TOUCH OF TERROR	6	17.9m	15.6m (1)	13.6m (1)	2:18.70	28.05s	30.22s
5 JUST ONE GOOD ON	7	27.2m	13.6m (0)	18.2m (0)	2:19.43	28.51s	30.57s
1 TAPTHEKEG	8	35.4m	0.0m (0)	5.6m (0)	2:20.07	28.54s	32.12s

Finish Position and metres gained from 800m





PJ Harness Analyser

Sectional Analysis Software - Not just a formguide!

www.facebook.com/PJHarnessRacing



RISE Digital, Harness Racing Australia nor the provider accepts any responsibility for the completeness or accuracy of any of the information contained herein, and makes no representations about its suitability for any particular purpose. Users should make their own judgements about those matters and/or seek independent advice. You assume all risks associated with use of data provided on this page

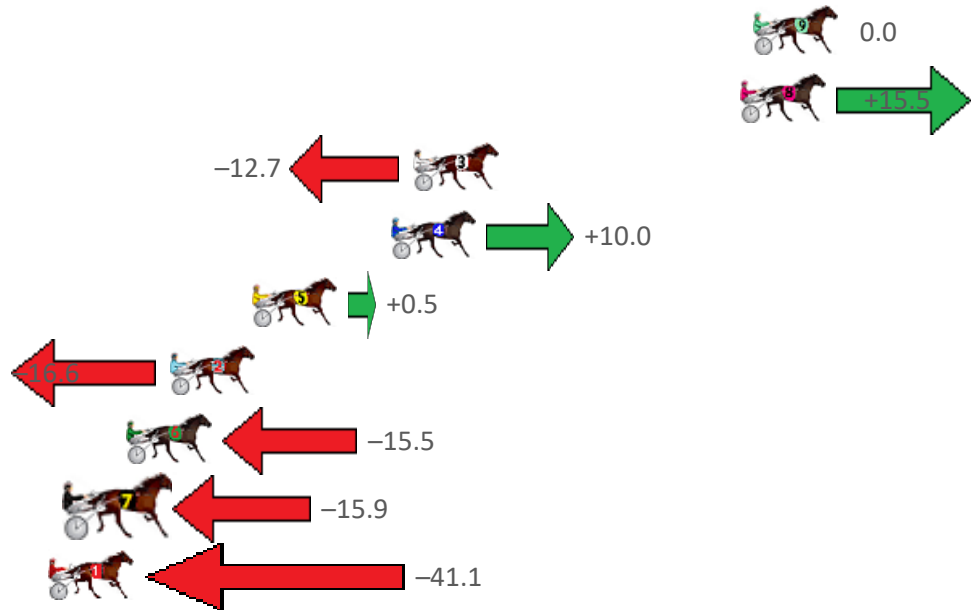
Marburg Race 8 Distance 1850m

Monday, 2 October 2023

Gross Time: 2:16.90 MileRate: 1:59.10 LeadTime: 16.90s First Qtr: 30.30s Second Qtr: 31.60s Third Qtr: 27.80s Fourth Qtr: 30.30s

NoHorse	Plc	Mar	800 Posi	400 Posi	Time	3rd Qtr	4th Qtr
9 GLENLEDI COMMAN	1	0.0m	0.0m (1)	0.0m (0)	2:16.90	27.80s	30.30s
8 FEELIN FLIRTY	2	0.5m	16.0m (1)	16.2m (1)	2:16.94	27.86s	29.12s
3 MYNAMESEVAN	3	13.5m	0.8m (0)	7.8m (0)	2:17.97	28.29s	30.73s
4 DIDSHEDOIT	4	14.4m	24.4m (1)	20.2m (1)	2:18.04	27.51s	29.86s
5 MATAMUA	5	19.9m	20.4m (1)	24.2m (1)	2:18.48	28.09s	29.98s
2 CONVAIR HUSTLER	6	23.2m	6.6m (1)	14.8m (0)	2:18.74	28.37s	30.93s
6 TRALEE MAXIE	7	24.9m	9.4m (0)	28.6m (1)	2:18.88	29.20s	30.02s
7 ONE LAST ROLL	8	26.9m	11.0m (1)	16.2m (2)	2:19.03	28.14s	31.11s
1 OCEAN LANE	9	46.5m	5.4m (0)	24.8m (0)	2:20.59	29.13s	31.93s

Finish Position and metres gained from 800m





PJ Harness Analyser

Sectional Analysis Software - Not just a formguide!

www.facebook.com/PJHarnessRacing



RISE Digital, Harness Racing Australia nor the provider accepts any responsibility for the completeness or accuracy of any of the information contained herein, and makes no representations about its suitability for any particular purpose. Users should make their own judgements about those matters and/or seek independent advice. You assume all risks associated with use of data provided on this page

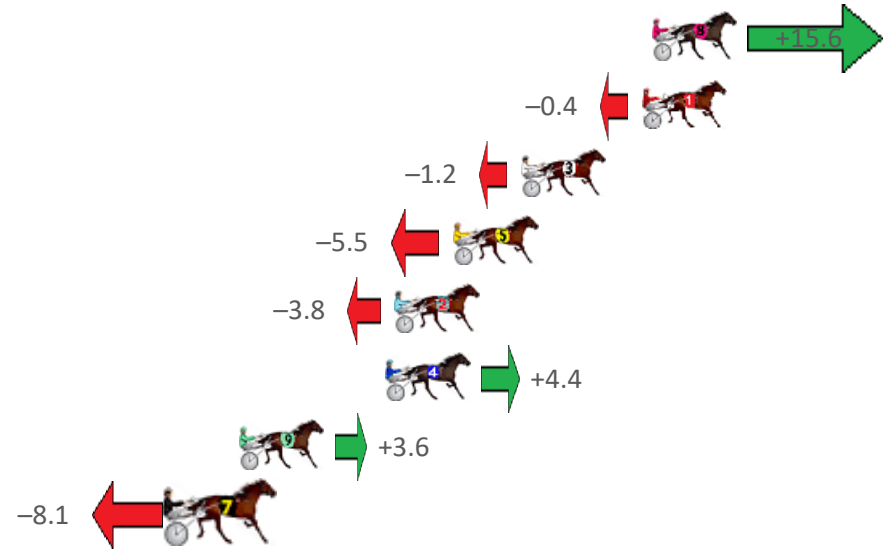
Marburg Race 9 Distance 1850m

Monday, 2 October 2023

Gross Time: 2:16.90 MileRate: 1:59.10 LeadTime: 17.20s First Qtr: 30.40s Second Qtr: 31.40s Third Qtr: 28.80s Fourth Qtr: 29.10s

NoHorse	Plc	Mar	800 Posi	400 Posi	Time	3rd Qtr	4th Qtr
8 MIKI MAGIC	1	0.0m	15.6m (1)	4.6m (3)	2:16.90	28.01s	28.77s
1 HE SAID SHE SAID	2	0.4m	0.0m (0)	0.0m (0)	2:16.93	28.80s	29.13s
3 COPY WRITER	3	5.2m	4.0m (0)	4.0m (0)	2:17.30	28.80s	29.19s
5 ART ON FIRE	4	7.9m	2.4m (1)	1.2m (1)	2:17.50	28.71s	29.58s
2 IMA BEACH BABE	5	10.2m	6.4m (1)	5.2m (1)	2:17.68	28.71s	29.46s
4 MISS MIA	6	10.6m	15.0m (0)	13.0m (0)	2:17.71	28.66s	28.93s
9 ARTISTIC SAINT	7	16.4m	20.0m (1)	11.0m (2)	2:18.15	28.15s	29.49s
7 NIGHT SPIRIT	8	18.9m	10.8m (1)	3.4m (2)	2:18.34	28.26s	30.22s

Finish Position and metres gained from 800m





PJ Harness Analyser

Sectional Analysis Software - Not just a formguide!

www.facebook.com/PJHarnessRacing



RISE Digital, Harness Racing Australia nor the provider accepts any responsibility for the completeness or accuracy of any of the information contained herein, and makes no representations about its suitability for any particular purpose. Users should make their own judgements about those matters and/or seek independent advice. You assume all risks associated with use of data provided on this page