

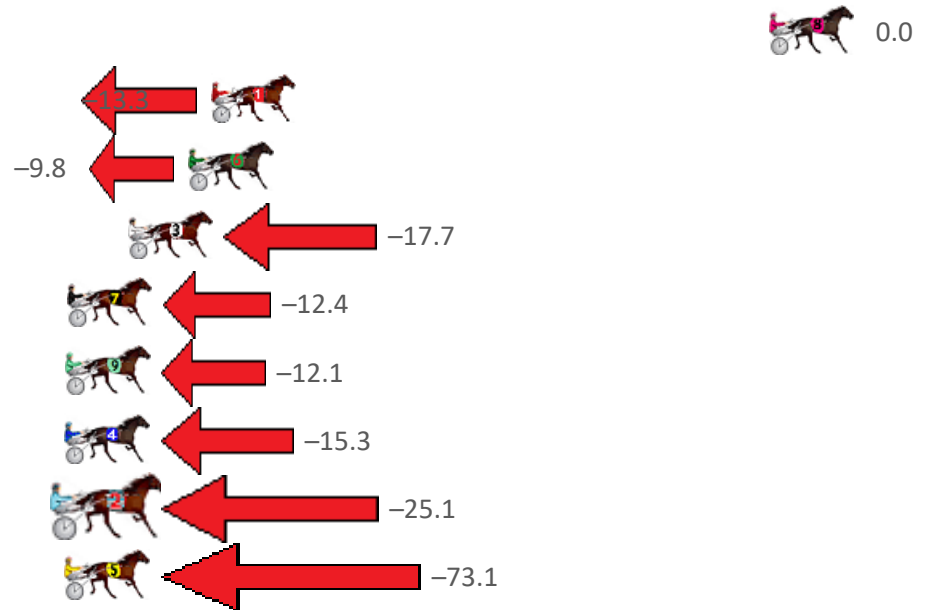
Marburg Race 1 Distance 1850m

Sunday, 30 July 2023

Gross Time: 2:18.60 MileRate: 2:00.50 LeadTime: 17.90s First Qtr: 28.70s Second Qtr: 31.40s Third Qtr: 29.00s Fourth Qtr: 31.60s

NoHorse	Plc	Mar	800 Posi	400 Posi	Time	3rd Qtr	4th Qtr
8 MAN OF ACTION	1	0.0m	0.0m (0)	0.0m (0)	2:18.60	29.00s	31.60s
1 OKANES DEVIL	2	22.2m	8.9m (0)	16.5m (0)	2:20.43	29.60s	32.19s
6 MAJOR PAINT	3	23.1m	13.3m (0)	22.3m (0)	2:20.51	29.72s	31.83s
3 IT AINT ROYAL	4	25.5m	7.8m (1)	19.7m (1)	2:20.71	29.92s	32.23s
7 DALLAS COWGIRL	5	27.9m	15.5m (1)	26.0m (1)	2:20.90	29.84s	31.94s
9 MELTON MAX GENT	6	33.2m	21.1m (1)	31.3m (1)	2:21.34	29.84s	31.98s
4 LEAPING LEO	7	41.4m	26.1m (1)	36.7m (2)	2:22.02	29.88s	32.26s
2 WRITEABOUTCHELSE	8	43.4m	18.3m (0)	30.3m (0)	2:22.18	29.96s	32.90s
5 THE TRAINMAN	9	118.6m	45.5m (1)	79.1m (0)	2:28.39	31.68s	35.43s

Finish Position and metres gained from 800m





PJ Harness Analyser

Sectional Analysis Software - Not just a formguide!

www.facebook.com/PJHarnessRacing



RISE Digital, Harness Racing Australia nor the provider accepts any responsibility for the completeness or accuracy of any of the information contained herein, and makes no representations about its suitability for any particular purpose. Users should make their own judgements about those matters and/or seek independent advice. You assume all risks associated with use of data provided on this page

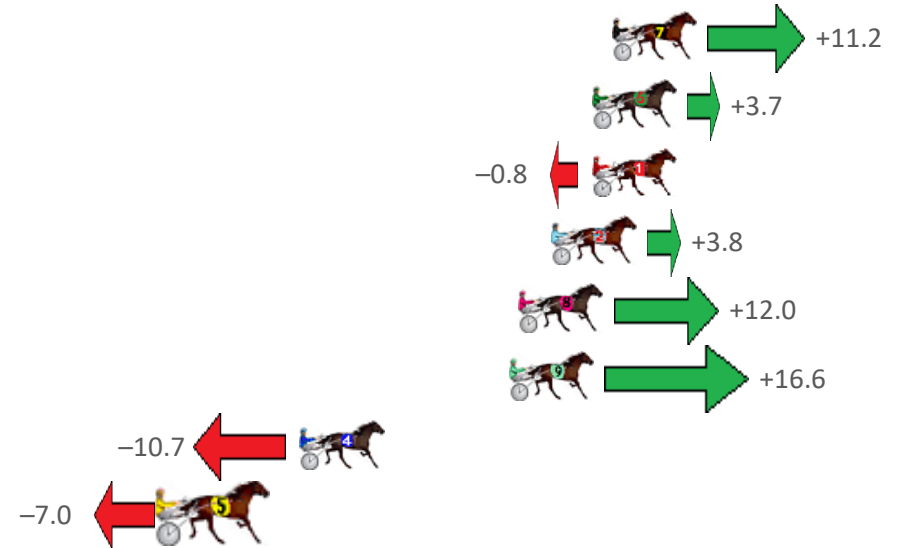
Marburg Race 2 Distance 1850m

Sunday, 30 July 2023

Gross Time: 2:22.30 MileRate: 2:03.80 LeadTime: 17.80s First Qtr: 32.30s Second Qtr: 32.80s Third Qtr: 28.80s Fourth Qtr: 30.60s

NoHorse	Plc	Mar	800 Posi	400 Posi	Time	3rd Qtr	4th Qtr
7 WHATA CHALLENGE	1	0.0m	11.2m (1)	10.3m (1)	2:22.30	28.76s	29.84s
6 MISS PAU	2	0.8m	4.5m (0)	4.3m (0)	2:22.36	28.80s	30.34s
1 TAKIDAH	3	0.8m	0.0m (0)	0.0m (0)	2:22.36	28.80s	30.66s
2 WEDDING NIGHT	4	2.4m	6.2m (1)	6.0m (1)	2:22.49	28.80s	30.35s
8 OLD ENGLISH	5	3.7m	15.7m (1)	14.1m (1)	2:22.60	28.72s	29.86s
9 PRIORITY BETTING	6	4.1m	20.7m (1)	17.9m (1)	2:22.63	28.64s	29.61s
4 ALWAYS AT NIGHT	7	12.4m	1.7m (1)	2.2m (1)	2:23.29	28.84s	31.43s
5 PARTY CHANGER	8	17.6m	10.6m (0)	13.6m (0)	2:23.71	29.04s	31.01s

Finish Position and metres gained from 800m





PJ Harness Analyser

Sectional Analysis Software - Not just a formguide!

www.facebook.com/PJHarnessRacing



RISE Digital, Harness Racing Australia nor the provider accepts any responsibility for the completeness or accuracy of any of the information contained herein, and makes no representations about its suitability for any particular purpose. Users should make their own judgements about those matters and/or seek independent advice. You assume all risks associated with use of data provided on this page

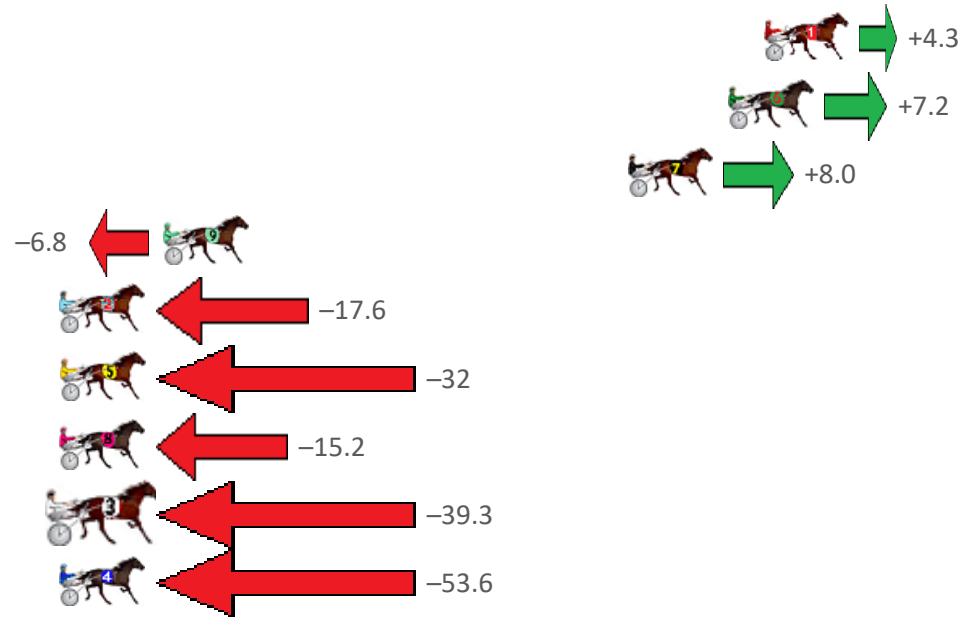
Marburg Race 3 Distance 1850m

Sunday, 30 July 2023

Gross Time: 2:18.40 MileRate: 2:00.40 LeadTime: 17.00s First Qtr: 30.00s Second Qtr: 31.50s Third Qtr: 30.10s Fourth Qtr: 29.80s

NoHorse	Plc	Mar	800 Posi	400 Posi	Time	3rd Qtr	4th Qtr
1 MUSTANG DUDE	1	0.0m	4.3m (0)	3.2m (1)	2:18.40	30.02s	29.56s
6 JANG PEL	2	1.4m	8.6m (0)	7.0m (2)	2:18.51	29.98s	29.39s
7 BABY GINNIE	3	5.4m	13.4m (1)	13.4m (3)	2:18.82	30.10s	29.22s
9 HOLLYWOOD ROOKI	4	23.9m	17.1m (2)	11.8m (4)	2:20.27	29.70s	30.79s
2 FRAME DRIVE	5	29.4m	11.8m (2)	9.1m (3)	2:20.70	29.90s	31.42s
5 ZED EXPRESS	6	31.4m	0.0m (0)	0.0m (0)	2:20.85	30.10s	32.25s
8 OUR DOLLY	7	37.1m	21.9m (1)	18.8m (2)	2:21.30	29.86s	31.30s
3 DOOLITTLE DANDY	8	48.9m	9.6m (1)	13.4m (2)	2:22.22	30.38s	32.62s
4 DESTINY BLUES	9	67.5m	13.9m (0)	18.8m (0)	2:23.67	30.46s	33.67s

Finish Position and metres gained from 800m





PJ Harness Analyser

Sectional Analysis Software - Not just a formguide!

www.facebook.com/PJHarnessRacing



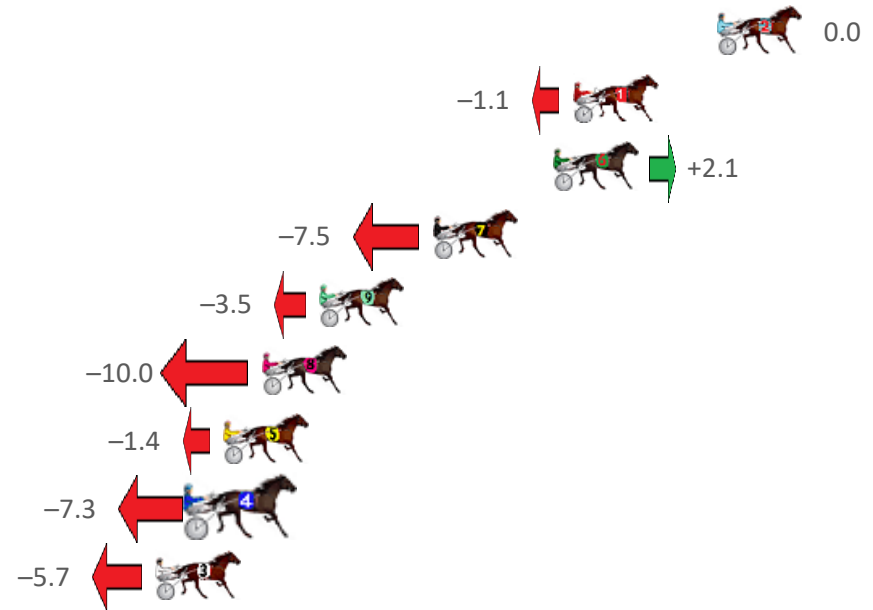
Marburg Race 4 Distance 1850m

Sunday, 30 July 2023

Gross Time: 2:23.20 MileRate: 2:04.60 LeadTime: 18.50s First Qtr: 32.40s Second Qtr: 34.00s Third Qtr: 30.00s Fourth Qtr: 28.30s

NoHorse	Plc	Mar	800 Posi	400 Posi	Time	3rd Qtr	4th Qtr
2 CHRONICLES	1	0.0m	0.0m (0)	0.0m (0)	2:23.20	30.00s	28.30s
1 FUNNILY ENOUGH	2	5.7m	4.6m (0)	3.9m (0)	2:23.62	29.94s	28.44s
6 IM A CLASSY GIRL	3	6.5m	8.6m (0)	8.3m (0)	2:23.68	29.96s	28.18s
7 UNDERTHEKILT	4	11.3m	3.8m (1)	2.2m (1)	2:24.04	29.88s	28.98s
9 CIRCLE LINE	5	15.8m	12.3m (1)	9.4m (3)	2:24.37	29.76s	28.79s
8 WHATA REACTOR	6	18.1m	8.1m (1)	6.6m (2)	2:24.55	29.88s	29.17s
5 MAMMALS DESTINY	7	19.6m	18.2m (0)	17.1m (0)	2:24.66	29.88s	28.52s
4 THE MACH ARMY	8	20.7m	13.4m (0)	12.7m (1)	2:24.74	29.92s	28.92s
3 FLY CHEVAL	9	22.3m	16.6m (1)	13.3m (2)	2:24.86	29.72s	29.00s

Finish Position and metres gained from 800m





PJ Harness Analyser

Sectional Analysis Software - Not just a formguide!

www.facebook.com/PJHarnessRacing



RISE Digital, Harness Racing Australia nor the provider accepts any responsibility for the completeness or accuracy of any of the information contained herein, and makes no representations about its suitability for any particular purpose. Users should make their own judgements about those matters and/or seek independent advice. You assume all risks associated with use of data provided on this page

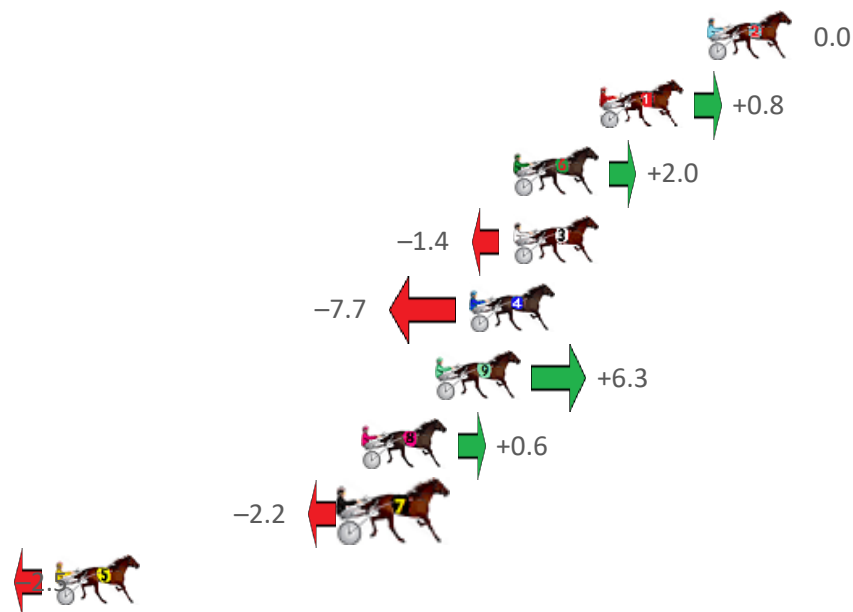
Marburg Race 5 Distance 1850m

Sunday, 30 July 2023

Gross Time: 2:18.10 MileRate: 2:00.10 LeadTime: 17.60s First Qtr: 31.00s Second Qtr: 31.50s Third Qtr: 28.20s Fourth Qtr: 29.80s

NoHorse	Plc	Mar	800 Posi	400 Posi	Time	3rd Qtr	4th Qtr
2 THE GROGMOTHER	1	0.0m	0.0m (0)	0.0m (0)	2:18.10	28.20s	29.80s
1 DUKE	2	4.3m	5.1m (0)	5.6m (0)	2:18.44	28.24s	29.74s
6 WESTERN SHOWGIR	3	7.7m	9.7m (0)	9.4m (0)	2:18.70	28.20s	29.72s
3 CAPTAIN OH CAPTAIN	4	7.7m	6.3m (1)	6.4m (1)	2:18.70	28.22s	29.94s
4 DONNY JONES	5	9.4m	1.7m (1)	2.2m (1)	2:18.83	28.24s	30.37s
9 MAFFIOSO GIRL	6	10.8m	17.1m (1)	14.2m (2)	2:18.94	28.02s	29.62s
8 MY SECRET BEACH	7	13.7m	14.3m (0)	14.4m (0)	2:19.17	28.24s	29.83s
7 CROSSED LEGS	8	14.2m	12.0m (1)	10.8m (1)	2:19.21	28.14s	30.13s
5 BUSTN FEELZ GOOD	9	25.9m	23.4m (1)	21.6m (1)	2:20.12	28.12s	30.26s

Finish Position and metres gained from 800m





PJ Harness Analyser

Sectional Analysis Software - Not just a formguide!

www.facebook.com/PJHarnessRacing



RISE Digital, Harness Racing Australia nor the provider accepts any responsibility for the completeness or accuracy of any of the information contained herein, and makes no representations about its suitability for any particular purpose. Users should make their own judgements about those matters and/or seek independent advice. You assume all risks associated with use of data provided on this page

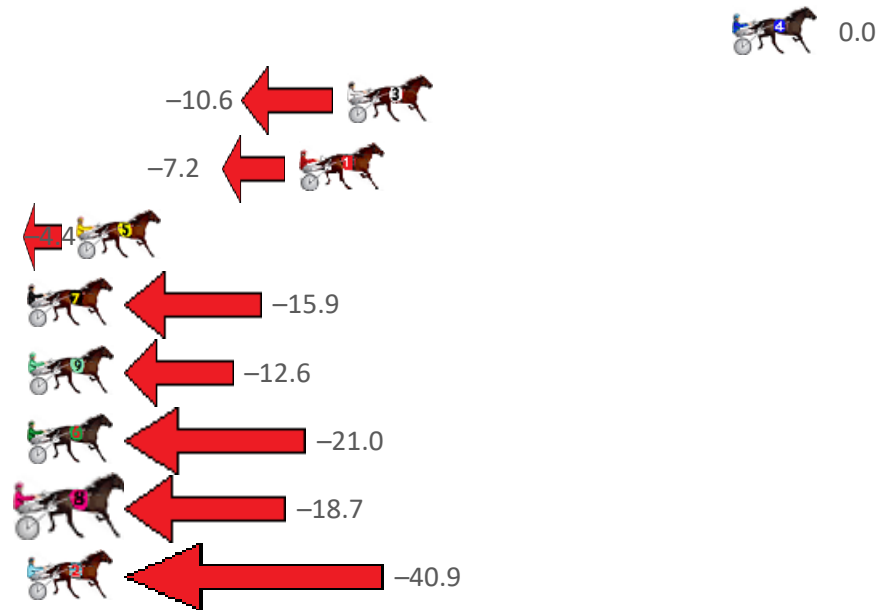
Marburg Race 6 Distance 1850m

Sunday, 30 July 2023

Gross Time: 2:13.80 MileRate: 1:56.40 LeadTime: 16.90s First Qtr: 30.40s Second Qtr: 29.80s Third Qtr: 27.50s Fourth Qtr: 29.20s

NoHorse	Plc	Mar	800 Posi	400 Posi	Time	3rd Qtr	4th Qtr
4 ARTISTIC SAINT	1	0.0m	0.0m (0)	0.0m (0)	2:13.80	27.50s	29.20s
3 FEELIN FLIRTY	2	15.3m	4.7m (0)	5.7m (0)	2:14.97	27.58s	29.97s
1 CAMROLLER	3	17.2m	10.0m (0)	17.0m (0)	2:15.12	28.02s	29.32s
5 KORLOFF NOIR	4	26.1m	21.7m (0)	23.3m (0)	2:15.80	27.66s	29.56s
7 BATMAN BART	5	31.1m	15.2m (1)	30.1m (2)	2:16.18	28.58s	29.46s
9 ASTROPHILIA	6	33.1m	20.5m (1)	30.1m (0)	2:16.34	28.22s	29.62s
6 BLISSFULDAY	7	35.1m	14.1m (0)	34.1m (1)	2:16.49	28.94s	29.49s
8 TOMMY BLIGH	8	43.9m	25.2m (1)	31.8m (3)	2:17.16	28.02s	30.32s
2 LETS SAVE THE DAY	9	51.4m	10.5m (1)	28.4m (1)	2:17.74	28.78s	31.14s

Finish Position and metres gained from 800m





PJ Harness Analyser

Sectional Analysis Software - Not just a formguide!

www.facebook.com/PJHarnessRacing



RISE Digital, Harness Racing Australia nor the provider accepts any responsibility for the completeness or accuracy of any of the information contained herein, and makes no representations about its suitability for any particular purpose. Users should make their own judgements about those matters and/or seek independent advice. You assume all risks associated with use of data provided on this page

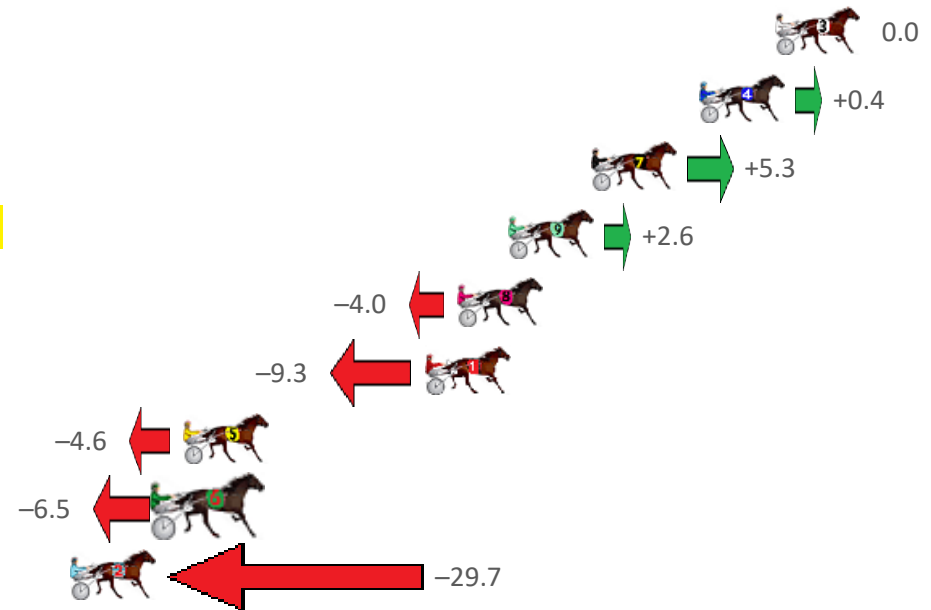
Marburg Race 7 Distance 1850m

Sunday, 30 July 2023

Gross Time: 2:16.40 MileRate: 1:58.70 LeadTime: 17.20s First Qtr: 30.20s Second Qtr: 31.20s Third Qtr: 28.10s Fourth Qtr: 29.70s

NoHorse	Plc	Mar	800 Posi	400 Posi	Time	3rd Qtr	4th Qtr
3 BAILEYS WITH LEGS	1	0.0m	0.0m (0)	0.0m (0)	2:16.40	28.10s	29.70s
4 FAVREAU	2	3.0m	3.4m (1)	3.9m (1)	2:16.63	28.14s	29.65s
7 GOTTA DREAM	3	7.3m	12.6m (1)	12.8m (1)	2:16.97	28.14s	29.35s
9 MAJOR SLIP UP	4	10.6m	13.2m (0)	18.9m (1)	2:17.23	28.54s	29.17s
8 SCENE OF TERROR	5	12.6m	8.6m (0)	11.7m (0)	2:17.38	28.34s	29.84s
1 OCEAN LANE	6	13.9m	4.6m (0)	6.1m (0)	2:17.48	28.22s	30.34s
5 MAJORMISS	7	23.5m	18.9m (1)	23.4m (1)	2:18.23	28.46s	29.85s
6 ALTANA BLUE	8	24.3m	17.8m (2)	27.3m (0)	2:18.29	28.82s	29.63s
2 BEACH ON FIRE	9	37.7m	8.0m (1)	31.7m (1)	2:19.33	29.82s	30.35s

Finish Position and metres gained from 800m





PJ Harness Analyser

Sectional Analysis Software - Not just a formguide!

www.facebook.com/PJHarnessRacing



RISE Digital, Harness Racing Australia nor the provider accepts any responsibility for the completeness or accuracy of any of the information contained herein, and makes no representations about its suitability for any particular purpose. Users should make their own judgements about those matters and/or seek independent advice. You assume all risks associated with use of data provided on this page

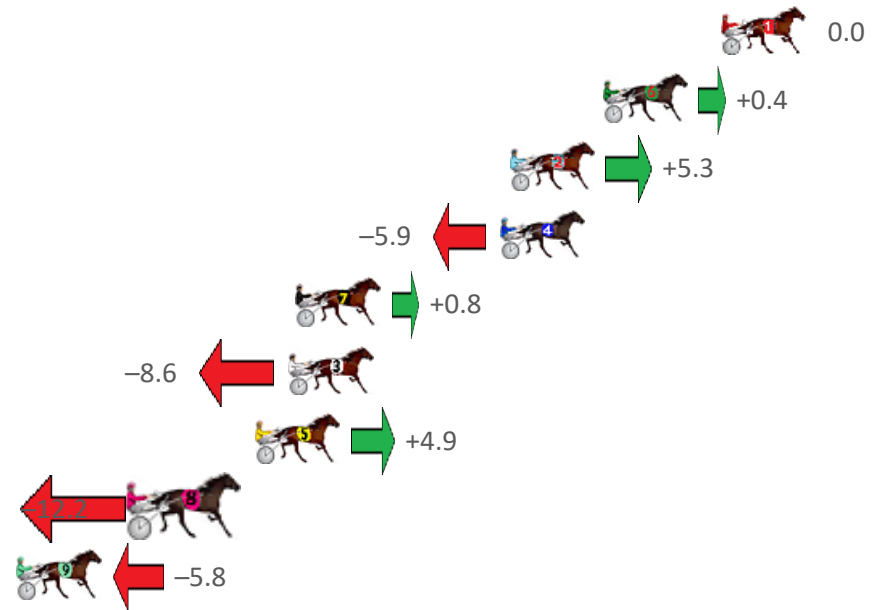
Marburg Race 8 Distance 1850m

Sunday, 30 July 2023

Gross Time: 2:17.70 MileRate: 1:59.80 LeadTime: 17.60s First Qtr: 31.10s Second Qtr: 32.50s Third Qtr: 28.20s Fourth Qtr: 28.30s

NoHorse	Plc	Mar	800 Posi	400 Posi	Time	3rd Qtr	4th Qtr
1 HES SWEET	1	0.0m	0.0m (0)	0.0m (0)	2:17.70	28.20s	28.30s
6 STUDLEIGH MARK	2	4.7m	5.1m (0)	4.6m (0)	2:18.05	28.16s	28.33s
2 IDEAL TIGER	3	8.4m	13.7m (1)	12.5m (0)	2:18.32	28.12s	28.04s
4 NIGHT SPIRIT	4	8.8m	2.9m (1)	1.7m (1)	2:18.35	28.12s	28.83s
7 TE QUIRO	5	16.9m	17.7m (2)	6.3m (2)	2:18.96	27.40s	29.12s
3 RUBINI	6	17.2m	8.6m (1)	8.6m (1)	2:18.98	28.20s	28.98s
5 BEEF CITY BLAZE	7	18.5m	23.4m (2)	11.4m (2)	2:19.08	27.36s	28.88s
8 BEJIGGITY	8	23.1m	10.9m (0)	18.8m (1)	2:19.42	28.76s	28.70s
9 MONGOLIAN CONQ	9	33.8m	28.0m (2)	15.4m (2)	2:20.21	27.32s	29.73s

Finish Position and metres gained from 800m





PJ Harness Analyser

Sectional Analysis Software - Not just a formguide!

www.facebook.com/PJHarnessRacing



RISE Digital, Harness Racing Australia nor the provider accepts any responsibility for the completeness or accuracy of any of the information contained herein, and makes no representations about its suitability for any particular purpose. Users should make their own judgements about those matters and/or seek independent advice. You assume all risks associated with use of data provided on this page