

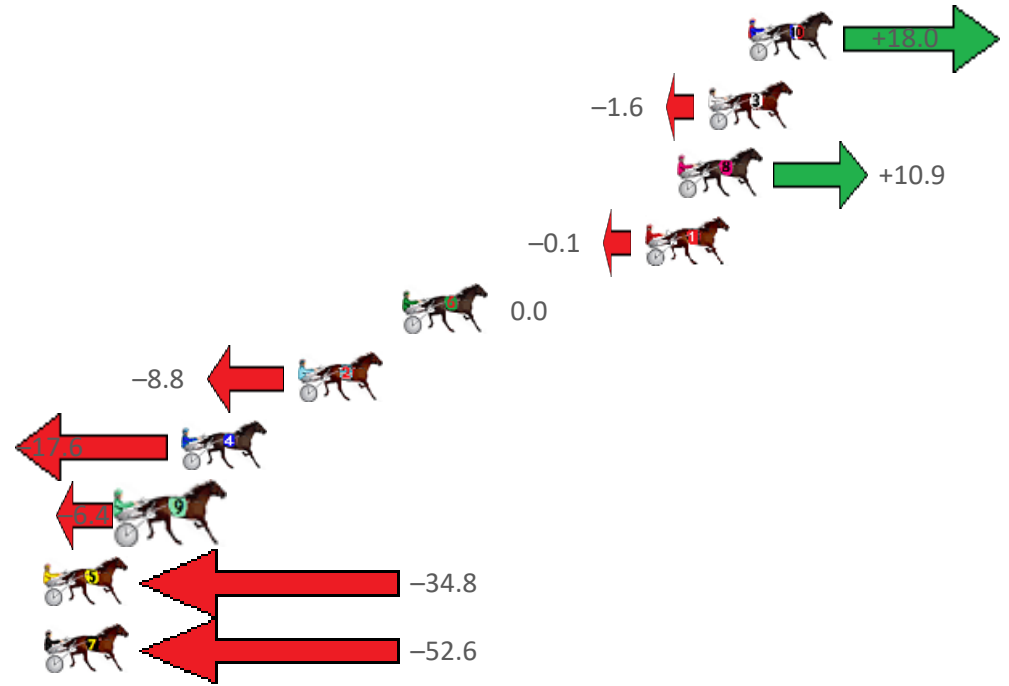
# Marburg Race 1 Distance 2200m

Sunday, 11 June 2023

Gross Time: 2:46.30 MileRate: 2:00.00 LeadTime: 49.20s First Qtr: 29.00s Second Qtr: 30.60s Third Qtr: 28.20s Fourth Qtr: 29.30s

NoHorse	Plc	Mar	800 Posi	400 Posi	Time	3rd Qtr	4th Qtr
10 MISTY CREEK	1	0.0m	18.0m (1)	10.1m (2)	2:46.30	27.66s	28.58s
3 KEAYANG TARA	2	1.6m	0.0m (0)	0.0m (0)	2:46.42	28.20s	29.42s
8 MI FURIOSO TORO	3	2.8m	13.7m (1)	6.2m (2)	2:46.52	27.68s	29.08s
1 ALTANA BLUE	4	4.1m	4.0m (1)	3.4m (1)	2:46.62	28.16s	29.38s
6 WOODLEA DIEGO	5	13.7m	13.7m (0)	12.3m (0)	2:47.35	28.12s	29.47s
2 MY ULTIMATE HEST	6	17.9m	9.1m (0)	9.5m (1)	2:47.68	28.24s	30.00s
4 IMA BIRUBI BOY	7	22.5m	4.9m (0)	4.5m (0)	2:48.03	28.18s	30.71s
9 RIVERLEIGH JEFF	8	24.7m	18.3m (0)	17.4m (0)	2:48.20	28.16s	29.96s
5 FLY CHEVAL	9	43.4m	8.6m (1)	15.1m (1)	2:49.63	28.68s	31.55s
7 MY ULTIMATE CLIPP	10	131.3m	78.7m (0)	86.8m (0)	2:56.39	28.88s	33.19s

Finish Position and metres gained from 800m





## PJ Harness Analyser

*Sectional Analysis Software - Not just a formguide!*

[www.facebook.com/PJHarnessRacing](http://www.facebook.com/PJHarnessRacing)



RISE Digital, Harness Racing Australia nor the provider accepts any responsibility for the completeness or accuracy of any of the information contained herein, and makes no representations about its suitability for any particular purpose. Users should make their own judgements about those matters and/or seek independent advice. You assume all risks associated with use of data provided on this page

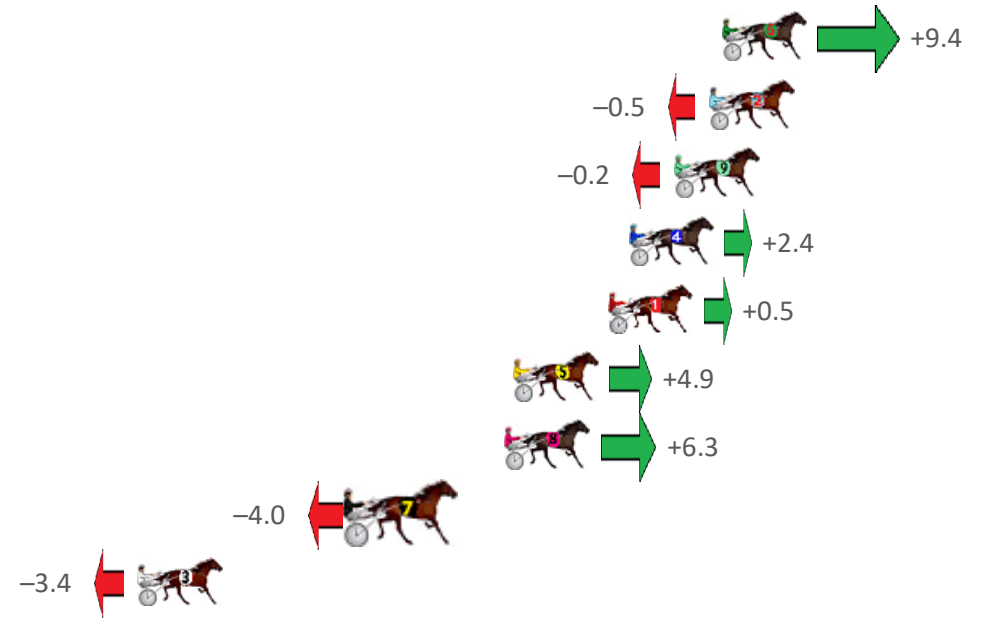
# Marburg Race 2 Distance 1850m

Sunday, 11 June 2023

Gross Time: 2:21.90 MileRate: 2:03.40 LeadTime: 18.40s First Qtr: 31.60s Second Qtr: 32.10s Third Qtr: 29.20s Fourth Qtr: 30.60s

NoHorse	Plc	Mar	800 Posi	400 Posi	Time	3rd Qtr	4th Qtr
6 ALWAYS AT NIGHT	1	0.0m	9.4m (0)	9.2m (0)	2:21.90	29.20s	29.92s
2 DONT YOUBE NAUG	2	0.5m	0.0m (0)	1.1m (0)	2:21.94	29.28s	30.56s
9 AUNTY FRANCES	3	1.9m	1.7m (1)	0.0m (1)	2:22.05	29.08s	30.75s
4 TODAYS HERO	4	3.7m	6.1m (1)	5.4m (1)	2:22.20	29.16s	30.50s
1 THE MACH ARMY	5	4.5m	5.0m (0)	5.1m (0)	2:22.26	29.22s	30.58s
5 LORD DENZEL	6	8.3m	13.2m (0)	13.5m (0)	2:22.56	29.24s	30.26s
8 CHANG	7	8.6m	14.9m (1)	11.8m (2)	2:22.59	29.00s	30.41s
7 MELTON XMAS GIRL	8	14.5m	10.5m (1)	11.3m (1)	2:23.06	29.28s	30.92s
3 MANOFLISA	9	23.2m	19.8m (1)	16.2m (1)	2:23.76	28.96s	31.26s

## Finish Position and metres gained from 800m





## PJ Harness Analyser

*Sectional Analysis Software - Not just a formguide!*

[www.facebook.com/PJHarnessRacing](http://www.facebook.com/PJHarnessRacing)



RISE Digital, Harness Racing Australia nor the provider accepts any responsibility for the completeness or accuracy of any of the information contained herein, and makes no representations about its suitability for any particular purpose. Users should make their own judgements about those matters and/or seek independent advice. You assume all risks associated with use of data provided on this page

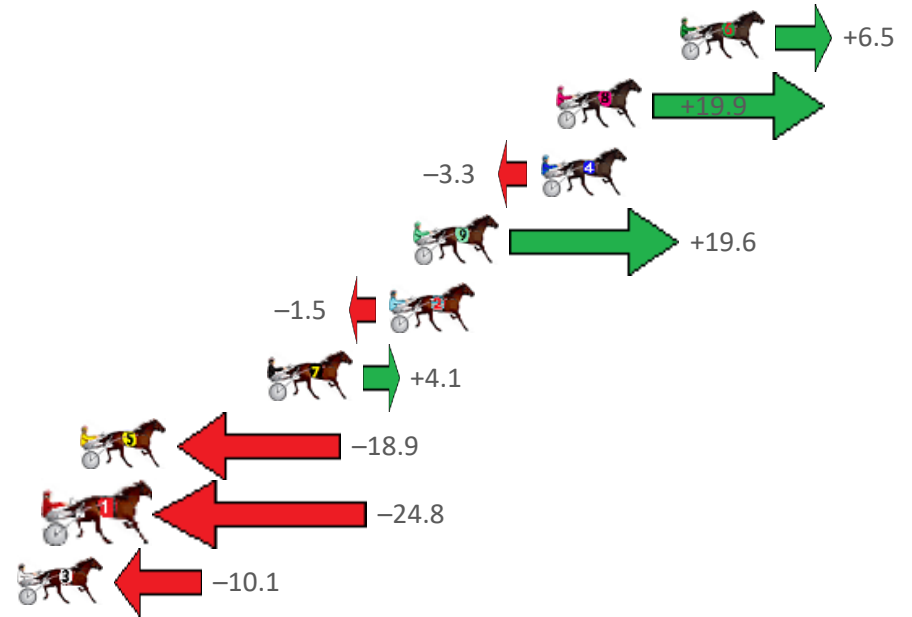
# Marburg Race 3 Distance 1850m

Sunday, 11 June 2023

Gross Time: 2:20.30 MileRate: 2:02.10 LeadTime: 18.00s First Qtr: 29.80s Second Qtr: 32.10s Third Qtr: 29.80s Fourth Qtr: 30.60s

NoHorse	Plc	Mar	800 Posi	400 Posi	Time	3rd Qtr	4th Qtr
6 RISKY BUZINESS	1	0.0m	6.5m (1)	4.3m (1)	2:20.30	29.64s	30.28s
8 TAPTHEKEG	2	4.9m	24.8m (2)	7.5m (2)	2:20.69	28.52s	30.43s
4 MAN OF ACTION	3	5.5m	2.2m (1)	0.0m (1)	2:20.74	29.64s	31.04s
9 BULLDOG BRAWLER	4	10.6m	30.2m (1)	15.5m (2)	2:21.15	28.72s	30.29s
2 MELTON MAX GENT	5	11.5m	10.0m (0)	8.5m (1)	2:21.22	29.70s	30.88s
7 KEAYANG SPONGE B	6	16.4m	20.5m (1)	13.3m (1)	2:21.61	29.28s	30.91s
5 BELLA GODIVA	7	23.8m	4.9m (0)	7.5m (0)	2:22.21	30.00s	31.95s
1 ESSENTIAL THREE	8	24.8m	0.0m (0)	3.2m (0)	2:22.29	30.04s	32.35s
3 CLARES FOOL	9	26.3m	16.2m (0)	13.9m (0)	2:22.41	29.64s	31.67s

Finish Position and metres gained from 800m





## PJ Harness Analyser

Sectional Analysis Software - Not just a formguide!

[www.facebook.com/PJHarnessRacing](http://www.facebook.com/PJHarnessRacing)



RISE Digital, Harness Racing Australia nor the provider accepts any responsibility for the completeness or accuracy of any of the information contained herein, and makes no representations about its suitability for any particular purpose. Users should make their own judgements about those matters and/or seek independent advice. You assume all risks associated with use of data provided on this page

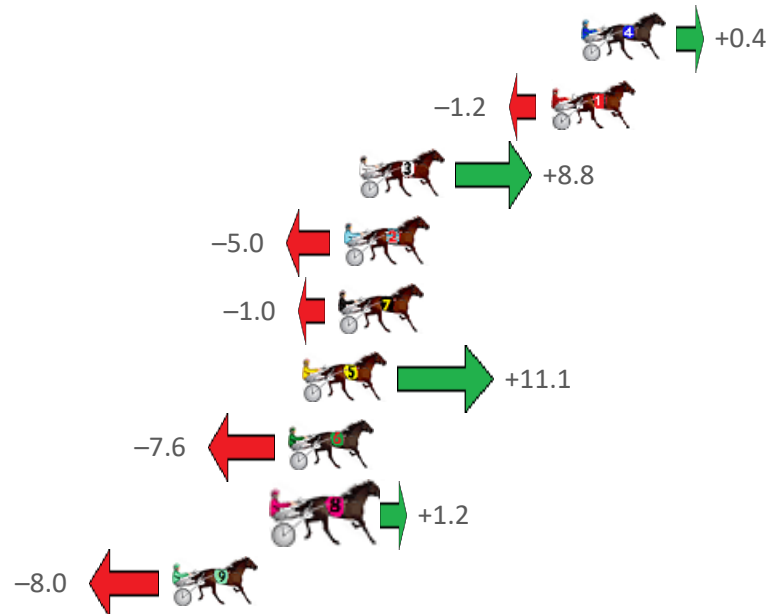
# Marburg Race 4 Distance 1850m

Sunday, 11 June 2023

Gross Time: 2:20.60 MileRate: 2:02.30 LeadTime: 17.00s First Qtr: 31.00s Second Qtr: 33.60s Third Qtr: 29.30s Fourth Qtr: 29.70s

NoHorse	Plc	Mar	800 Posi	400 Posi	Time	3rd Qtr	4th Qtr
4 MY SECRET BEACH	1	0.0m	0.4m (1)	0.4m (1)	2:20.60	29.30s	29.67s
1 GRAYSON	2	1.2m	0.0m (0)	0.0m (0)	2:20.69	29.30s	29.79s
3 MISTER WOODPORT	3	8.8m	17.6m (1)	7.4m (2)	2:21.28	28.55s	29.80s
2 OUR DOLLY	4	9.4m	4.4m (1)	4.8m (1)	2:21.33	29.33s	30.04s
7 MAJORMISS	5	9.6m	8.6m (1)	9.2m (1)	2:21.35	29.34s	29.73s
5 KELLY LOUISE	6	11.1m	22.2m (1)	11.4m (2)	2:21.46	28.51s	29.68s
6 LA PISTOLA	7	11.6m	4.0m (0)	4.6m (0)	2:21.50	29.34s	30.22s
8 SHADYS DELIGHT	8	11.8m	13.0m (1)	14.4m (0)	2:21.52	29.40s	29.51s
9 CAPTAIN OH CAPTAI	9	16.2m	8.2m (0)	9.4m (0)	2:21.86	29.38s	30.20s

Finish Position and metres gained from 800m



## PJ Harness Analyser

Sectional Analysis Software - Not just a formguide!

[www.facebook.com/PJHarnessRacing](http://www.facebook.com/PJHarnessRacing)



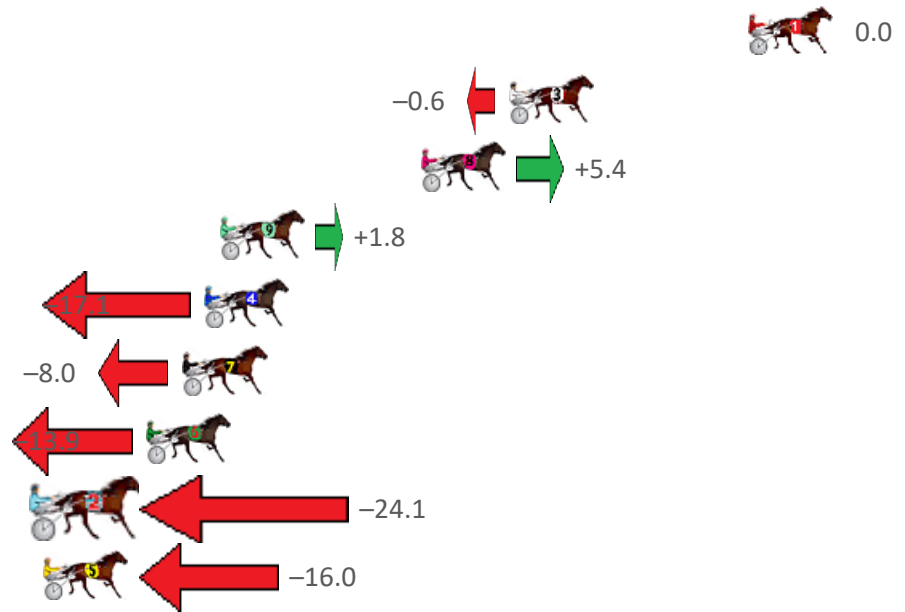
# Marburg Race 5 Distance 1850m

Sunday, 11 June 2023

Gross Time: 2:19.90 MileRate: 2:01.70 LeadTime: 17.70s First Qtr: 31.20s Second Qtr: 32.80s Third Qtr: 28.90s Fourth Qtr: 29.30s

NoHorse	Plc	Mar	800 Posi	400 Posi	Time	3rd Qtr	4th Qtr
1 CROSSED LEGS	1	0.0m	0.0m (0)	0.0m (0)	2:19.90	28.90s	29.30s
3 MY GIRL MANDY	2	9.5m	8.9m (1)	5.0m (2)	2:20.63	28.62s	29.67s
8 BATED BREATH	3	13.0m	18.4m (1)	9.4m (2)	2:20.90	28.26s	29.62s
9 DONNY JONES	4	21.0m	22.8m (1)	14.4m (2)	2:21.51	28.30s	29.87s
4 THE HARRIS HAWK	5	21.6m	4.5m (1)	4.4m (1)	2:21.56	28.90s	30.64s
7 KUDOS MASON	6	22.5m	14.5m (1)	9.4m (1)	2:21.63	28.54s	30.35s
6 ZED EXPRESS	7	23.9m	10.0m (0)	11.1m (0)	2:21.74	28.98s	30.34s
2 MAYWYN A JUG ORT	8	28.8m	4.7m (0)	6.6m (0)	2:22.11	29.04s	31.03s
5 STUDLEIGH SONNY	9	33.8m	17.8m (0)	16.6m (0)	2:22.50	28.82s	30.70s

## Finish Position and metres gained from 800m





# PJ Harness Analyser

Sectional Analysis Software - Not just a formguide!

www.facebook.com/PJHarnessRacing



RISE Digital, Harness Racing Australia nor the provider accepts any responsibility for the completeness or accuracy of any of the information contained herein, and makes no representations about its suitability for any particular purpose. Users should make their own judgements about those matters and/or seek independent advice. You assume all risks associated with use of data provided on this page

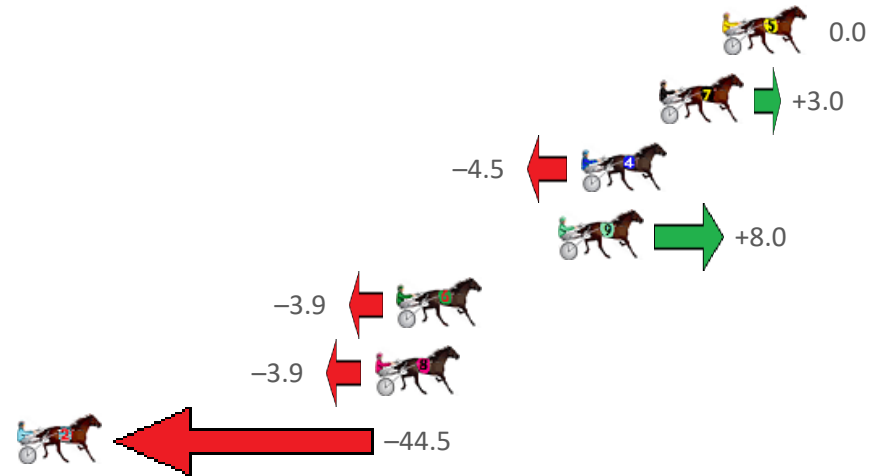
# Marburg Race 6 Distance 1850m

Sunday, 11 June 2023

Gross Time: 2:21.80 MileRate: 2:03.40 LeadTime: 17.90s First Qtr: 32.30s Second Qtr: 32.60s Third Qtr: 29.40s Fourth Qtr: 29.60s

NoHorse	Plc	Mar	800 Posi	400 Posi	Time	3rd Qtr	4th Qtr
5 MYNAMESEVAN	1	0.0m	0.0m (0)	0.0m (0)	2:21.80	29.40s	29.60s
7 GOTTA DREAM	2	2.5m	5.5m (1)	4.4m (2)	2:21.99	29.32s	29.47s
4 OUTER CHANGE	3	5.6m	1.1m (1)	1.1m (1)	2:22.23	29.40s	29.95s
9 ASTROPHILIA	4	6.5m	14.5m (1)	13.1m (1)	2:22.30	29.30s	29.14s
6 OLD ENGLISH	5	12.9m	9.0m (0)	8.2m (1)	2:22.80	29.34s	30.00s
8 CERTAINLYCALLITIN	6	13.8m	9.9m (1)	8.7m (2)	2:22.87	29.32s	30.03s
2 LUCKY TO BE A LAAG	7	48.9m	4.4m (0)	6.0m (0)	2:25.59	29.52s	32.95s

Finish Position and metres gained from 800m





## PJ Harness Analyser

*Sectional Analysis Software - Not just a formguide!*

[www.facebook.com/PJHarnessRacing](http://www.facebook.com/PJHarnessRacing)



RISE Digital, Harness Racing Australia nor the provider accepts any responsibility for the completeness or accuracy of any of the information contained herein, and makes no representations about its suitability for any particular purpose. Users should make their own judgements about those matters and/or seek independent advice. You assume all risks associated with use of data provided on this page

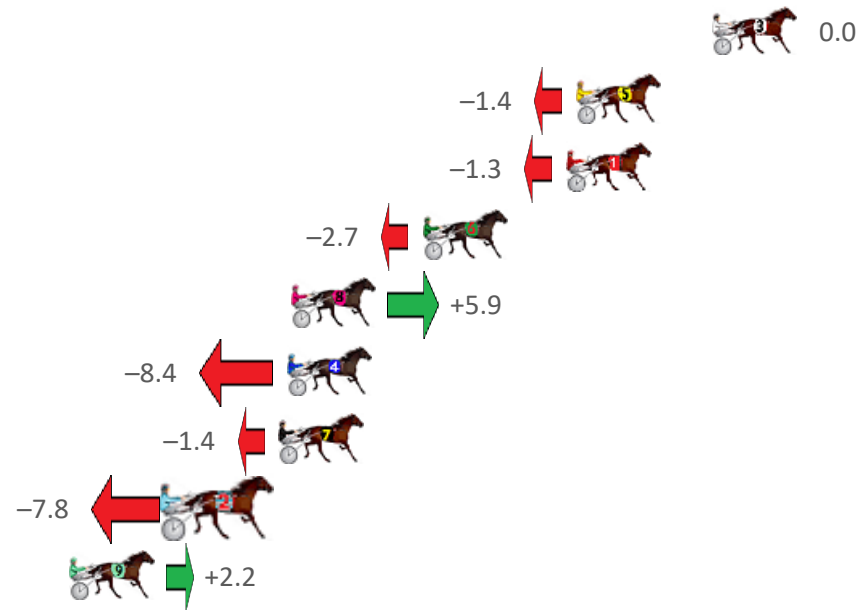
# Marburg Race 7 Distance 1850m

Sunday, 11 June 2023

Gross Time: 2:19.60 MileRate: 2:01.50 LeadTime: 17.90s First Qtr: 32.10s Second Qtr: 33.00s Third Qtr: 28.50s Fourth Qtr: 28.10s

NoHorse	Plc	Mar	800 Posi	400 Posi	Time	3rd Qtr	4th Qtr
3 BELLA BRONSKI	1	0.0m	0.0m (0)	0.0m (0)	2:19.60	28.50s	28.10s
5 COPY WRITER	2	5.4m	4.0m (1)	1.4m (1)	2:20.00	28.32s	28.40s
1 MISSTREPO	3	5.8m	4.5m (0)	4.6m (0)	2:20.03	28.50s	28.21s
6 WUNDERLAND	4	11.5m	8.8m (0)	9.1m (1)	2:20.45	28.52s	28.31s
8 IDEAL TIGER	5	16.7m	22.6m (1)	14.2m (1)	2:20.83	27.90s	28.33s
4 SHEZ NOTORIOUS	6	16.9m	8.5m (1)	5.1m (1)	2:20.85	28.26s	28.99s
7 LETS SAVE THE DAY	7	17.2m	15.8m (0)	12.5m (0)	2:20.87	28.26s	28.49s
2 TRALEE MAXIE	8	21.4m	13.6m (1)	10.8m (2)	2:21.18	28.30s	28.92s
9 TE QUIRO	9	25.5m	27.7m (1)	14.8m (2)	2:21.48	27.58s	28.94s

Finish Position and metres gained from 800m



## PJ Harness Analyser

Sectional Analysis Software - Not just a formguide!

[www.facebook.com/PJHarnessRacing](http://www.facebook.com/PJHarnessRacing)

RISE Digital, Harness Racing Australia nor the provider accepts any responsibility for the completeness or accuracy of any of the information contained herein, and makes no representations about its suitability for any particular purpose. Users should make their own judgements about those matters and/or seek independent advice. You assume all risks associated with use of data provided on this page

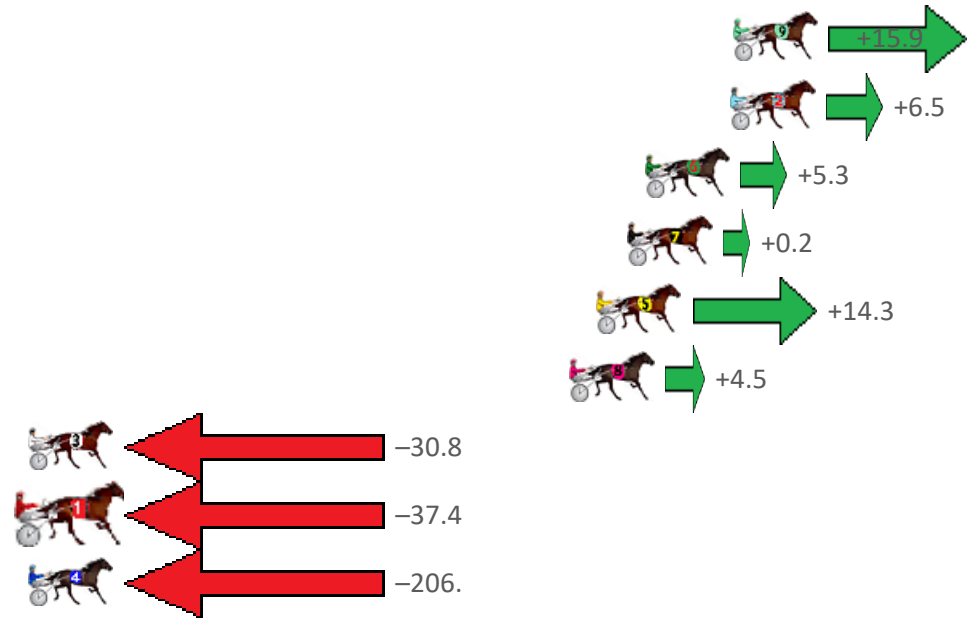
# Marburg Race 8 Distance 1850m

Sunday, 11 June 2023

Gross Time: 2:16.70 MileRate: 1:58.90 LeadTime: 16.50s First Qtr: 29.90s Second Qtr: 31.30s Third Qtr: 29.40s Fourth Qtr: 29.60s

NoHorse	Plc	Mar	800 Posi	400 Posi	Time	3rd Qtr	4th Qtr
9 IMA SOCIALITE	1	0.0m	15.9m (1)	4.4m (2)	2:16.70	28.56s	29.28s
2 NIGHT SPIRIT	2	0.1m	6.6m (1)	4.4m (1)	2:16.71	29.24s	29.29s
6 BIG SKEWY	3	3.5m	8.8m (0)	8.2m (1)	2:16.97	29.36s	29.27s
7 B MAC C	4	4.2m	4.4m (0)	4.4m (0)	2:17.03	29.40s	29.61s
5 GWYNETH P	5	5.4m	19.7m (1)	8.7m (2)	2:17.12	28.60s	29.38s
8 ASTERISM	6	6.5m	11.0m (1)	0.0m (2)	2:17.20	28.60s	30.10s
3 GLENLEDI COMMAN	7	33.5m	2.7m (1)	0.0m (1)	2:19.30	29.20s	32.20s
1 SAILALONG SINBAD	8	37.4m	0.0m (0)	0.6m (0)	2:19.60	29.44s	32.46s
4 ROLLYARRRZ	9	252.5m	46.0m (0)	167.2m (0)	2:36.29	38.30s	36.93s

## Finish Position and metres gained from 800m



## PJ Harness Analyser

Sectional Analysis Software - Not just a formguide!

[www.facebook.com/PJHarnessRacing](https://www.facebook.com/PJHarnessRacing)

RISE Digital, Harness Racing Australia nor the provider accepts any responsibility for the completeness or accuracy of any of the information contained herein, and makes no representations about its suitability for any particular purpose. Users should make their own judgements about those matters and/or seek independent advice. You assume all risks associated with use of data provided on this page




# Marburg Race 9 Distance 1850m

Sunday, 11 June 2023

Gross Time: 2:17.80 MileRate: 1:59.90 LeadTime: 17.90s First Qtr: 29.80s Second Qtr: 31.10s Third Qtr: 28.50s Fourth Qtr: 30.50s

NoHorse	Plc	Mar	800 Posi	400 Posi	Time	3rd Qtr	4th Qtr
4 MIKI MAGIC	1	0.0m	13.6m (2)	0.0m (1)	2:17.80	27.54s	30.50s
9 TWENTYNINE TWELV	2	2.8m	23.2m (2)	19.6m (2)	2:18.02	28.30s	29.28s
3 DELIGHTFUL RAINBO	3	3.3m	0.0m (0)	0.3m (0)	2:18.06	28.52s	30.74s
8 JOHNROD	4	22.0m	9.0m (1)	13.6m (1)	2:19.56	28.86s	31.26s
2 KORLOFF NOIR	5	24.8m	18.1m (1)	17.5m (1)	2:19.78	28.50s	31.20s
7 ONE LAST ROLL	6	29.2m	18.1m (2)	15.3m (2)	2:20.13	28.34s	31.71s
6 CHANCELESS CENTU	7	30.7m	10.7m (0)	19.6m (0)	2:20.25	29.18s	31.51s
1 LYNTON CREEK	8	34.3m	5.7m (0)	14.7m (0)	2:20.54	29.18s	32.16s
5 WESTERN ACTION	9	35.4m	16.4m (0)	23.5m (1)	2:20.63	29.06s	31.61s

## Finish Position and metres gained from 800m





## PJ Harness Analyser

*Sectional Analysis Software - Not just a formguide!*

[www.facebook.com/PJHarnessRacing](http://www.facebook.com/PJHarnessRacing)



RISE Digital, Harness Racing Australia nor the provider accepts any responsibility for the completeness or accuracy of any of the information contained herein, and makes no representations about its suitability for any particular purpose. Users should make their own judgements about those matters and/or seek independent advice. You assume all risks associated with use of data provided on this page