

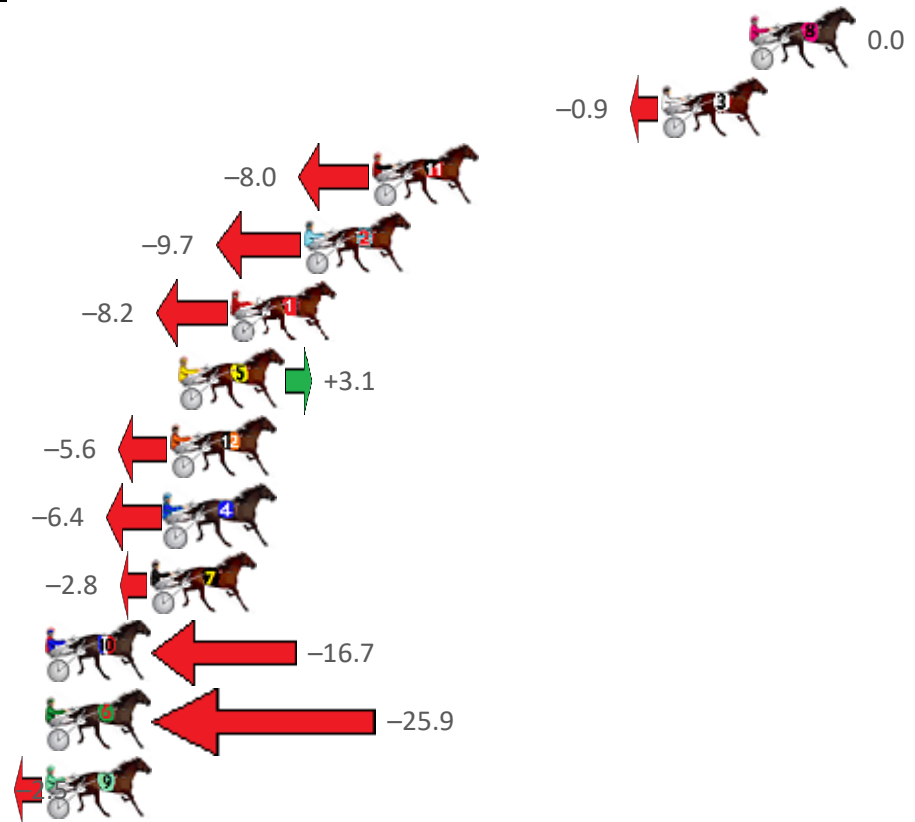
Albion Park Race 1 Distance 2138m


Saturday, 12 November 2022


Gross Time: 2:31.40 MileRate: 1:53.90 LeadTime: 36.80s First Qtr: 30.30s Second Qtr: 28.60s Third Qtr: 27.90s Fourth Qtr: 27.80s

No Horse	Plc	Mar	800 Posi	400 Posi	Time	3rd Qtr	4th Qtr
8 UNCLE SHANK	1	0.0m	0.0m (0)	0.0m (0)	2:31.40	27.90s	27.80s
3 MAKE MINE MEMPH	2	3.5m	2.6m (1)	5.6m (0)	2:31.66	28.11s	27.65s
11 JONAH JONES	3	15.0m	7.0m (1)	14.2m (1)	2:32.50	28.40s	27.86s
2 INFATUATION	4	17.7m	8.0m (0)	16.2m (0)	2:32.69	28.47s	27.90s
1 SWAYZEE	5	20.6m	12.4m (1)	19.4m (1)	2:32.91	28.38s	27.88s
5 BOMBADIER JUJON	6	22.7m	25.8m (1)	30.0m (1)	2:33.06	28.19s	27.30s
12 OBI ONE	7	23.0m	17.4m (0)	25.4m (1)	2:33.08	28.45s	27.63s
4 ESCALERA	8	23.2m	16.8m (1)	24.0m (2)	2:33.10	28.40s	27.74s
7 BITCOIN	9	23.8m	21.0m (1)	27.8m (2)	2:33.14	28.37s	27.52s
10 SUBTLE DELIGHT	10	29.7m	13.0m (0)	22.8m (0)	2:33.57	28.58s	28.28s
6 ROCKNROLL CLASSIC	11	29.9m	4.0m (0)	12.0m (0)	2:33.59	28.46s	29.04s
9 ROCK BOTTOM	12	30.1m	27.6m (0)	29.4m (0)	2:33.60	28.02s	27.85s

Finish Position and metres gained from 800m









PJ Harness Analyser

VERSION 4.02 OUT NOW

REGISTER NOW TO TRY IT FOR FREE IN DECEMBER

www.facebook.com/PJHarnessRacing

RISE Digital, Harness Racing Australia nor the provider accepts any responsibility for the completeness or accuracy of any of the information contained herein, and makes no representations about its suitability for any particular purpose. Users should make their own judgements about those matters and/or seek independent advice. You assume all risks associated with use of data provided on this page

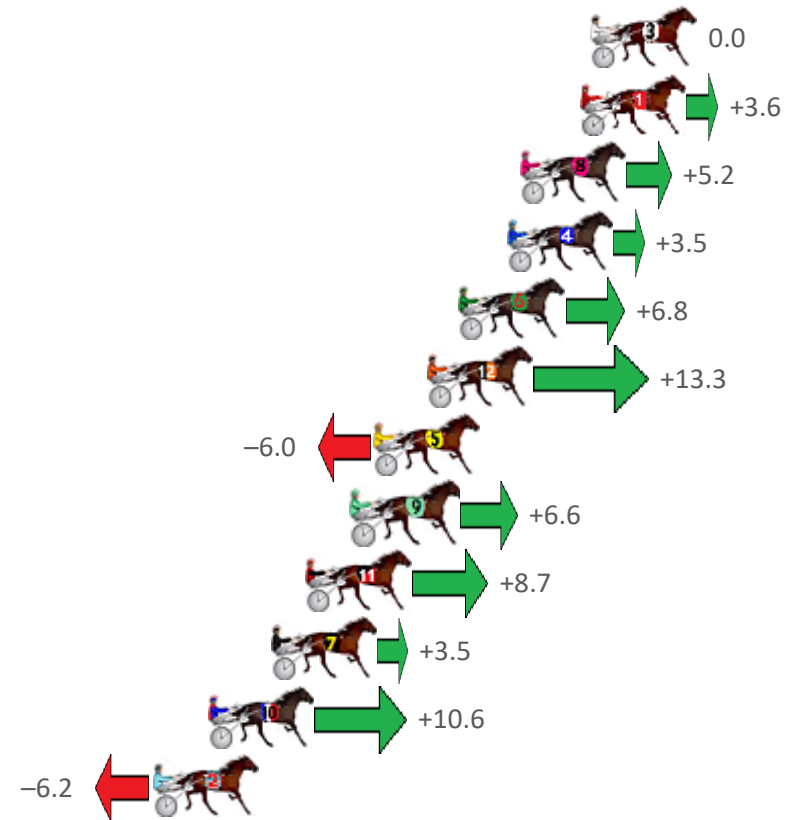
Albion Park Race 2 Distance 2138m


Saturday, 12 November 2022


Gross Time: 2:34.30 MileRate: 1:56.20 LeadTime: 35.80s First Qtr: 30.70s Second Qtr: 30.50s Third Qtr: 28.20s Fourth Qtr: 29.10s

No Horse	Plc	Mar	800 Posi	400 Posi	Time	3rd Qtr	4th Qtr
3 ASHARK	1	0.0m	0.0m (0)	0.0m (0)	2:34.30	28.20s	29.10s
1 GLENLEDI BOY	2	0.4m	4.0m (0)	4.6m (0)	2:34.33	28.25s	28.80s
8 MUCH BETTOR	3	2.8m	8.0m (0)	9.4m (0)	2:34.51	28.31s	28.62s
4 BONNIE PRINCE LOU	4	3.3m	6.8m (1)	7.4m (2)	2:34.55	28.25s	28.80s
6 SCOTCH EN ICE	5	5.2m	12.0m (0)	13.2m (0)	2:34.70	28.29s	28.52s
12 SAGINAW	6	6.5m	19.8m (2)	14.8m (2)	2:34.80	27.85s	28.50s
5 BETTOR JIGGLE	7	8.6m	2.6m (1)	3.6m (1)	2:34.96	28.27s	29.46s
9 PARAMA	8	9.4m	16.0m (1)	17.2m (1)	2:35.02	28.29s	28.54s
11 RYANS GANGSTER	9	11.3m	20.0m (1)	21.4m (1)	2:35.16	28.31s	28.37s
7 AIR TIME	10	12.7m	16.2m (0)	17.8m (0)	2:35.27	28.32s	28.73s
10 KEAYANG MARVEN	11	15.2m	25.8m (1)	21.0m (2)	2:35.46	27.86s	28.68s
2 CALL ME KEITH	12	17.4m	11.2m (1)	12.4m (1)	2:35.63	28.28s	29.46s

Finish Position and metres gained from 800m








PJ Harness Analyser

VERSION 4.02 OUT NOW

REGISTER NOW TO TRY IT FOR FREE IN DECEMBER

www.facebook.com/PJHarnessRacing



RISE Digital, Harness Racing Australia nor the provider accepts any responsibility for the completeness or accuracy of any of the information contained herein, and makes no representations about its suitability for any particular purpose. Users should make their own judgements about those matters and/or seek independent advice. You assume all risks associated with use of data provided on this page

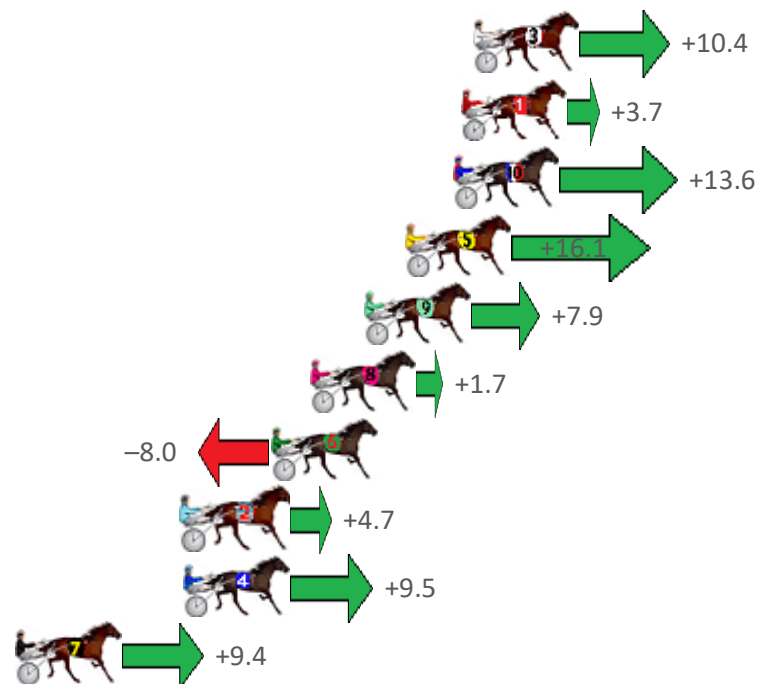
Albion Park Race 3 Distance 1660m

Saturday, 12 November 2022

Gross Time: 1:55.70 MileRate: 1:52.20 LeadTime: 3.30s First Qtr: 26.00s Second Qtr: 29.70s Third Qtr: 28.10s Fourth Qtr: 28.60s

No Horse	Plc	Mar	800 Posi	400 Posi	Time	3rd Qtr	4th Qtr
3 ITZ CHEROKEE JACK	1	0.0m	10.4m (1)	1.8m (1)	1:55.70	27.50s	28.47s
1 BRIGADIERS SON	2	0.5m	4.2m (0)	4.2m (0)	1:55.74	28.10s	28.34s
10 COPPERFIELD	3	0.8m	14.4m (1)	6.4m (1)	1:55.76	27.54s	28.20s
5 OHOKA JIMMY	4	2.7m	18.8m (1)	10.8m (1)	1:55.90	27.54s	28.02s
9 TUAPEKA GLORY	5	4.3m	12.2m (0)	12.4m (0)	1:56.02	28.12s	28.02s
8 LITTLE BOLT	6	6.5m	8.2m (0)	8.4m (0)	1:56.19	28.12s	28.46s
6 HY VOLTAGE	7	8.0m	0.0m (0)	0.0m (0)	1:56.30	28.10s	29.17s
2 JUST DESSY	8	11.5m	16.2m (0)	16.6m (0)	1:56.56	28.13s	28.24s
4 CHAMONIX	9	11.5m	21.0m (0)	15.8m (1)	1:56.56	27.74s	28.29s
7 COMMODORE JUJO	10	18.2m	27.6m (0)	21.6m (1)	1:57.07	27.68s	28.36s

Finish Position and metres gained from 800m







PJ Harness Analyser

VERSION 4.02 OUT NOW

REGISTER NOW TO TRY IT FOR FREE IN DECEMBER

www.facebook.com/PJHarnessRacing



RISE Digital, Harness Racing Australia nor the provider accepts any responsibility for the completeness or accuracy of any of the information contained herein, and makes no representations about its suitability for any particular purpose. Users should make their own judgements about those matters and/or seek independent advice. You assume all risks associated with use of data provided on this page

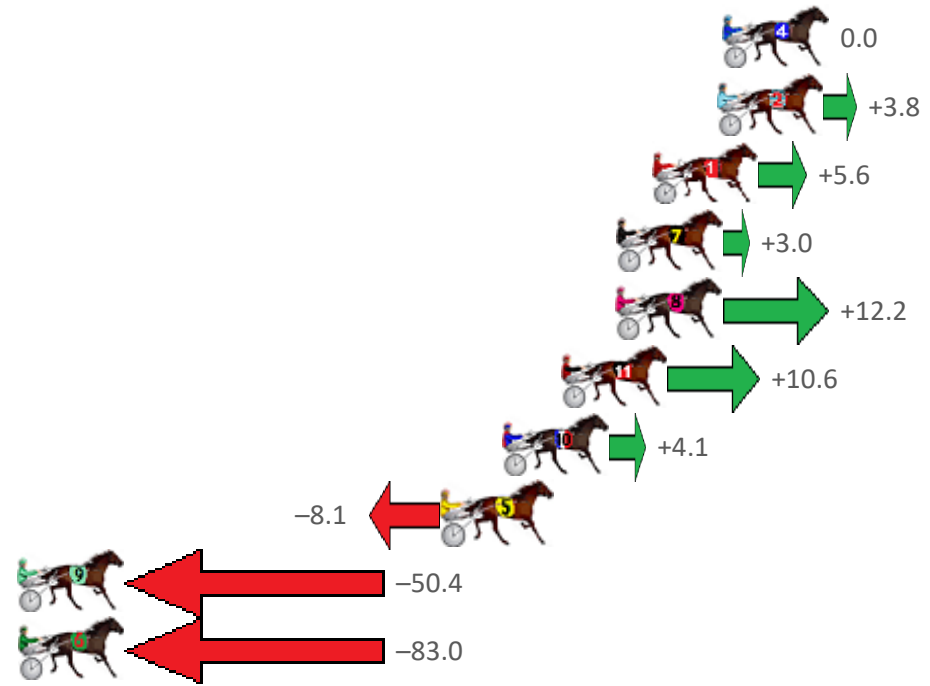
Albion Park Race 4 Distance 1660m


Saturday, 12 November 2022


Gross Time: 1:59.40 MileRate: 1:55.80 LeadTime: 3.40s First Qtr: 27.80s Second Qtr: 31.00s Third Qtr: 28.70s Fourth Qtr: 28.50s

No Horse	Plc	Mar	800 Posi	400 Posi	Time	3rd Qtr	4th Qtr
4 MAJESTIC HARRY	1	0.0m	0.0m (0)	0.0m (0)	1:59.40	28.70s	28.50s
2 SUGARINSPICE	2	0.2m	4.0m (0)	4.0m (0)	1:59.41	28.70s	28.23s
1 KINGDOM COME	3	2.8m	8.4m (0)	8.4m (0)	1:59.61	28.70s	28.10s
7 VAN SANK	4	4.2m	7.2m (1)	7.4m (1)	1:59.71	28.71s	28.27s
8 DOFF YOUR CAP	4	4.2m	16.4m (1)	9.8m (2)	1:59.71	28.23s	28.10s
11 SIR FAHRENHEIT	6	6.4m	17.0m (0)	11.4m (1)	1:59.88	28.30s	28.15s
10 RED CASTLETON	7	8.7m	12.8m (0)	13.4m (0)	2:00.05	28.74s	28.17s
5 REGAL ATTIRE	8	11.1m	3.0m (1)	3.2m (1)	2:00.23	28.72s	29.06s
9 GEE UP NEDDY	9	62.2m	11.8m (1)	5.4m (2)	2:04.06	28.26s	32.52s
6 HUMBLE LADD	10	223.0m	140.0m (0)	140.0m (0)	2:16.09	28.72s	34.38s

Finish Position and metres gained from 800m








PJ Harness Analyser

VERSION 4.02 OUT NOW

REGISTER NOW TO TRY IT FOR FREE IN DECEMBER

www.facebook.com/PJHarnessRacing



RISE Digital, Harness Racing Australia nor the provider accepts any responsibility for the completeness or accuracy of any of the information contained herein, and makes no representations about its suitability for any particular purpose. Users should make their own judgements about those matters and/or seek independent advice. You assume all risks associated with use of data provided on this page

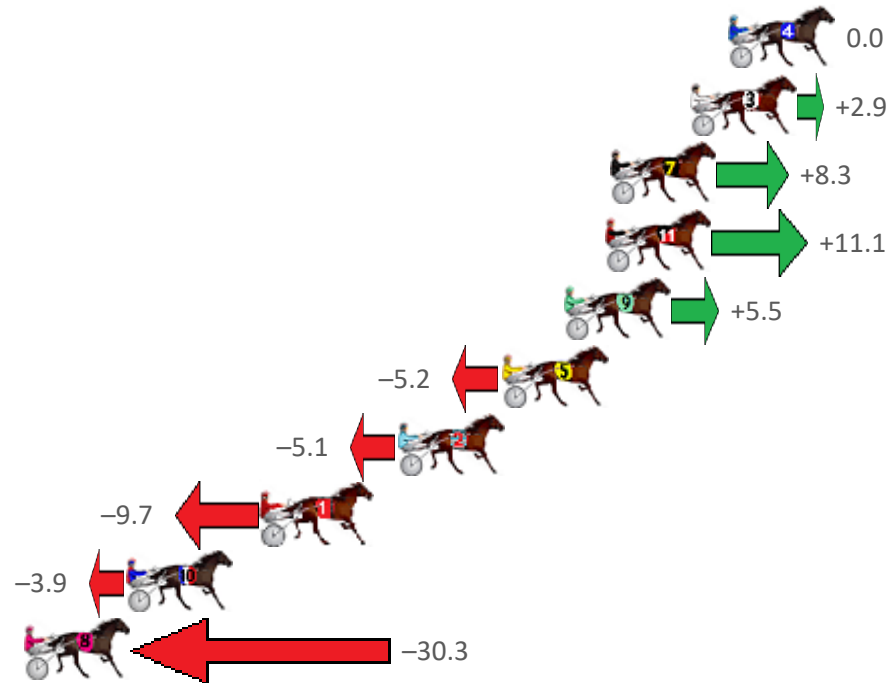
Albion Park Race 5 Distance 1660m

Saturday, 12 November 2022


Gross Time: 1:55.40 MileRate: 1:51.90 LeadTime: 3.40s First Qtr: 26.80s Second Qtr: 29.20s Third Qtr: 27.70s Fourth Qtr: 28.30s

No Horse	Plc	Mar	800 Posi	400 Posi	Time	3rd Qtr	4th Qtr
4 SPEED DATING	1	0.0m	0.0m (0)	0.0m (0)	1:55.40	27.70s	28.30s
3 OAXACAN DREAM	2	1.5m	4.4m (0)	4.4m (0)	1:55.51	27.70s	28.10s
7 LUCKY NUTTER	3	4.7m	13.0m (0)	12.6m (1)	1:55.75	27.68s	27.74s
11 FAIRY TINKABELL	4	4.9m	16.0m (1)	10.6m (2)	1:55.76	27.33s	27.90s
9 SARAH ANNE	5	6.5m	12.0m (1)	6.6m (2)	1:55.88	27.32s	28.29s
5 LITTLE BLISS	6	9.0m	3.8m (1)	3.4m (1)	1:56.07	27.67s	28.69s
2 BETTERTHANDIAMO	7	13.1m	8.0m (1)	8.2m (1)	1:56.37	27.71s	28.64s
1 JASPER	8	18.5m	8.8m (0)	9.2m (0)	1:56.78	27.72s	28.95s
10 DANCE IN THE SUN	9	23.9m	20.0m (1)	14.6m (2)	1:57.18	27.32s	28.95s
8 MOLLIESMARYELLE	10	80.3m	50.0m (0)	65.0m (0)	2:01.37	28.73s	29.38s

Finish Position and metres gained from 800m









PJ Harness Analyser

VERSION 4.02 OUT NOW

REGISTER NOW TO TRY IT FOR FREE IN DECEMBER

www.facebook.com/PJHarnessRacing





RISE Digital, Harness Racing Australia nor the provider accepts any responsibility for the completeness or accuracy of any of the information contained herein, and makes no representations about its suitability for any particular purpose. Users should make their own judgements about those matters and/or seek independent advice. You assume all risks associated with use of data provided on this page

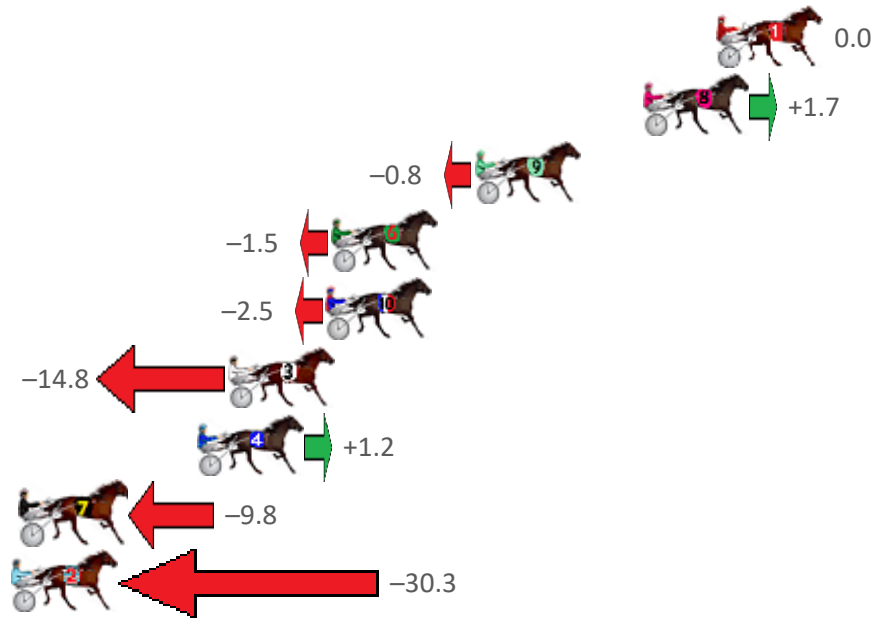
Albion Park Race 6 Distance 1660m


Saturday, 12 November 2022


Gross Time: 1:56.80 MileRate: 1:53.20 LeadTime: 3.30s First Qtr: 26.80s Second Qtr: 31.10s Third Qtr: 27.90s Fourth Qtr: 27.70s

No Horse	Plc	Mar	800 Posi	400 Posi	Time	3rd Qtr	4th Qtr
1 SOEXTRA	1	0.0m	0.0m (0)	0.0m (0)	1:56.80	27.90s	27.70s
8 KARLOO BRADLEY	2	2.9m	4.6m (0)	4.6m (0)	1:57.01	27.90s	27.58s
9 DOCTA FEELGOOD	3	9.6m	8.8m (0)	9.0m (0)	1:57.50	27.91s	27.74s
6 KATACHA MAN	4	15.3m	13.8m (0)	15.2m (0)	1:57.91	28.00s	27.71s
10 BETTORS HOPE	5	15.5m	13.0m (1)	12.2m (2)	1:57.93	27.85s	27.93s
3 GELDOF	6	19.4m	4.6m (1)	4.8m (1)	1:58.21	27.92s	28.71s
4 MAN FROM BRAAVO	7	20.6m	21.8m (1)	20.8m (0)	1:58.30	27.83s	27.69s
7 CAMROLLER	8	27.6m	17.8m (1)	18.2m (1)	1:58.81	27.93s	28.35s
2 SHADOW ECLIPSE	9	39.1m	8.8m (1)	11.6m (1)	1:59.65	28.10s	29.59s

Finish Position and metres gained from 800m









PJ Harness Analyser

VERSION 4.02 OUT NOW

REGISTER NOW TO TRY IT FOR FREE IN DECEMBER

www.facebook.com/PJHarnessRacing





RISE Digital, Harness Racing Australia nor the provider accepts any responsibility for the completeness or accuracy of any of the information contained herein, and makes no representations about its suitability for any particular purpose. Users should make their own judgements about those matters and/or seek independent advice. You assume all risks associated with use of data provided on this page


Albion Park Race 7 Distance 2138m


Saturday, 12 November 2022


Gross Time: 2:30.00 MileRate: 1:52.90 LeadTime: 36.70s First Qtr: 29.20s Second Qtr: 28.90s Third Qtr: 27.40s Fourth Qtr: 27.80s

No Horse	Plc	Mar	800 Posi	400 Posi	Time	3rd Qtr	4th Qtr
1 MACH DA VINCI	1	0.0m	4.0m (0)	4.0m (0)	2:30.00	27.40s	27.52s
7 TURN IT UP	2	3.0m	0.0m (0)	0.0m (0)	2:30.22	27.40s	28.01s
8 WILL THE WIZARD	3	6.1m	8.2m (0)	8.0m (0)	2:30.45	27.39s	27.67s
13 BIG WHEELS	4	9.3m	20.6m (1)	21.8m (1)	2:30.68	27.49s	26.94s
10 SAM IS PERFECTION	5	17.1m	12.6m (0)	12.0m (0)	2:31.25	27.36s	28.15s
11 NORTHVIEW HUSTLE	6	17.3m	16.4m (1)	17.8m (1)	2:31.26	27.50s	27.77s
3 SWAGGIE SHANNON	7	18.9m	17.0m (0)	16.2m (0)	2:31.38	27.34s	27.99s
2 STAR GALLERIA	8	21.8m	11.8m (1)	13.0m (1)	2:31.59	27.48s	28.41s
5 WARFARE	9	23.7m	21.2m (0)	20.4m (0)	2:31.73	27.34s	28.03s
9 BLACKSADANCE	10	24.6m	1.2m (1)	4.2m (1)	2:31.80	27.60s	29.21s
6 CARDLESFROMHEAV	11	25.1m	24.8m (1)	25.8m (1)	2:31.84	27.47s	27.75s
4 TOMMY LINCOLN	12	25.4m	6.2m (1)	8.4m (1)	2:31.86	27.54s	28.97s

Finish Position and metres gained from 800m









PJ Harness Analyser

VERSION 4.02 OUT NOW

REGISTER NOW TO TRY IT FOR FREE IN DECEMBER

www.facebook.com/PJHarnessRacing





RISE Digital, Harness Racing Australia nor the provider accepts any responsibility for the completeness or accuracy of any of the information contained herein, and makes no representations about its suitability for any particular purpose. Users should make their own judgements about those matters and/or seek independent advice. You assume all risks associated with use of data provided on this page


Albion Park Race 8 Distance 1660m


Saturday, 12 November 2022


Gross Time: 1:57.90 MileRate: 1:54.30 LeadTime: 3.40s First Qtr: 28.60s Second Qtr: 29.50s Third Qtr: 27.40s Fourth Qtr: 29.00s

No Horse	Plc	Mar	800 Posi	400 Posi	Time	3rd Qtr	4th Qtr
3 MISS SERENA	1	0.0m	0.0m (0)	0.0m (0)	1:57.90	27.40s	29.00s
1 FAIREACHDAINN	2	13.3m	4.2m (0)	7.4m (0)	1:58.91	27.61s	29.43s
7 DANCINTOTHEBEAT	3	18.4m	18.2m (0)	24.8m (0)	1:59.30	27.88s	28.54s
9 A WHOLE LOTTA RO	4	18.9m	8.8m (1)	16.8m (2)	1:59.34	27.96s	29.15s
10 SHESA POCKETROCK	5	18.9m	13.2m (0)	19.4m (0)	1:59.34	27.84s	28.96s
8 SCENE OF TERROR	6	23.5m	8.4m (0)	14.8m (0)	1:59.69	27.83s	29.63s
4 KEAYANG TARA	7	26.6m	12.6m (1)	20.8m (2)	1:59.92	27.96s	29.42s
5 SHEREACTS	8	27.7m	17.2m (1)	24.6m (1)	2:00.01	27.91s	29.22s
2 WATCHFUL LADY	9	32.8m	3.6m (1)	13.0m (1)	2:00.40	28.02s	30.43s

Finish Position and metres gained from 800m









PJ Harness Analyser

VERSION 4.02 OUT NOW

REGISTER NOW TO TRY IT FOR FREE IN DECEMBER

www.facebook.com/PJHarnessRacing





RISE Digital, Harness Racing Australia nor the provider accepts any responsibility for the completeness or accuracy of any of the information contained herein, and makes no representations about its suitability for any particular purpose. Users should make their own judgements about those matters and/or seek independent advice. You assume all risks associated with use of data provided on this page


Albion Park Race 9 Distance 2138m


Saturday, 12 November 2022


Gross Time: 2:32.90 MileRate: 1:55.10 LeadTime: 37.30s First Qtr: 28.80s Second Qtr: 30.20s Third Qtr: 28.80s Fourth Qtr: 27.80s

No Horse	Plc	Mar	800 Posi	400 Posi	Time	3rd Qtr	4th Qtr
5 UPTOWN BEACHGIR	1	0.0m	0.0m (0)	0.0m (0)	2:32.90	28.80s	27.80s
3 MAJIC MOMENT	2	0.1m	8.2m (0)	8.8m (0)	2:32.91	28.83s	27.20s
4 ITS BACK PAGE NEW	3	2.8m	4.2m (0)	4.6m (0)	2:33.10	28.83s	27.68s
1 RACY ROXY	4	13.5m	13.0m (0)	12.8m (0)	2:33.89	28.79s	27.85s
2 IMA SOCIALITE	5	16.4m	11.8m (1)	8.2m (1)	2:34.10	28.56s	28.37s
8 MAGICAL MAYA	6	18.7m	20.2m (1)	10.8m (2)	2:34.27	28.15s	28.35s
7 BONNIES DANCE	7	20.0m	21.2m (0)	17.0m (1)	2:34.36	28.51s	28.01s
9 BETTYS GOLD CLASS	8	28.5m	17.2m (0)	17.0m (0)	2:34.98	28.80s	28.59s
6 SHEZ NOTORIOUS	9	39.6m	16.2m (1)	12.8m (1)	2:35.80	28.59s	29.65s

Finish Position and metres gained from 800m









PJ Harness Analyser

VERSION 4.02 OUT NOW

REGISTER NOW TO TRY IT FOR FREE IN DECEMBER

www.facebook.com/PJHarnessRacing

RISE Digital, Harness Racing Australia nor the provider accepts any responsibility for the completeness or accuracy of any of the information contained herein, and makes no representations about its suitability for any particular purpose. Users should make their own judgements about those matters and/or seek independent advice. You assume all risks associated with use of data provided on this page

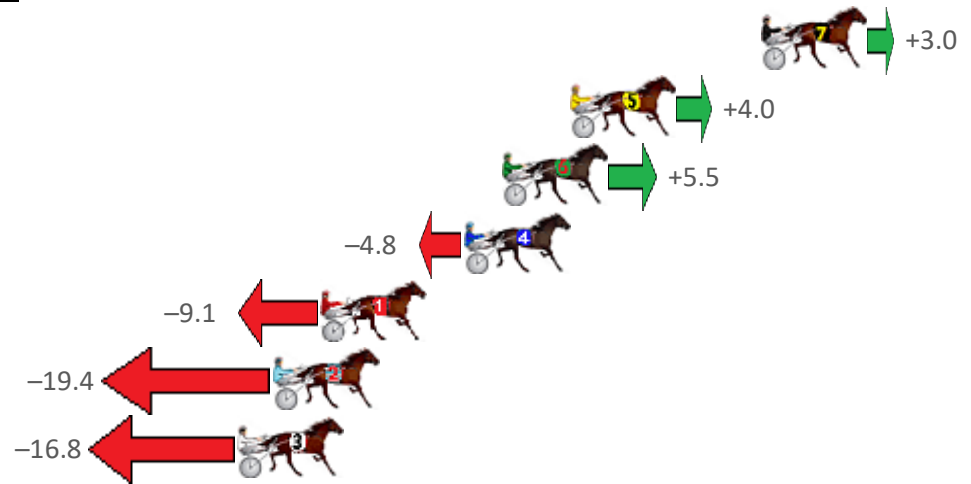
Albion Park Race 10 Distance 2138m


Saturday, 12 November 2022


Gross Time: 2:34.20 MileRate: 1:56.00 LeadTime: 36.90s First Qtr: 30.70s Second Qtr: 30.20s Third Qtr: 28.90s Fourth Qtr: 27.50s

No Horse	Plc	Mar	800 Posi	400 Posi	Time	3rd Qtr	4th Qtr
7 FUTURE ASSURED	1	0.0m	3.0m (1)	0.0m (1)	2:34.20	28.69s	27.50s
5 ARGYLE	2	7.6m	11.6m (1)	7.4m (2)	2:34.75	28.61s	27.51s
6 WE ALWAYS HAVE F	3	10.3m	15.8m (1)	13.2m (2)	2:34.95	28.71s	27.30s
4 MISTY CREEK	4	11.8m	7.0m (1)	4.2m (1)	2:35.05	28.72s	28.02s
1 HARRY KANE	5	17.5m	8.4m (0)	16.4m (0)	2:35.47	29.46s	27.58s
2 AWAYWEGO	6	19.4m	0.0m (0)	0.6m (0)	2:35.60	28.97s	28.79s
3 ALTA REVELRY	7	20.8m	4.0m (0)	4.6m (0)	2:35.71	28.97s	28.61s

Finish Position and metres gained from 800m








PJ Harness Analyser

VERSION 4.02 OUT NOW

REGISTER NOW TO TRY IT FOR FREE IN DECEMBER

www.facebook.com/PJHarnessRacing



RISE Digital, Harness Racing Australia nor the provider accepts any responsibility for the completeness or accuracy of any of the information contained herein, and makes no representations about its suitability for any particular purpose. Users should make their own judgements about those matters and/or seek independent advice. You assume all risks associated with use of data provided on this page

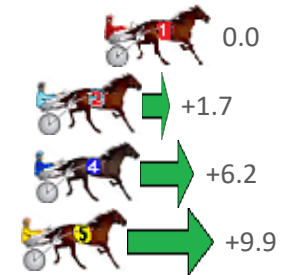
Albion Park Race 11 Distance 1660m


Saturday, 12 November 2022


Gross Time: 2:01.80 MileRate: 1:58.10 LeadTime: 3.40s First Qtr: 29.70s Second Qtr: 32.50s Third Qtr: 29.40s Fourth Qtr: 26.80s

No Horse	Plc	Mar	800 Posi	400 Posi	Time	3rd Qtr	4th Qtr
1 CHEER LEADER	1	0.0m	0.0m (0)	0.0m (0)	2:01.80	29.40s	26.80s
2 FREE THINKER	2	2.7m	4.4m (0)	4.2m (0)	2:01.99	29.38s	26.70s
4 BOLD MEDLEY JUJO	3	2.8m	9.0m (0)	3.6m (1)	2:02.00	29.02s	26.75s
5 WISPER A SECRET	4	3.3m	13.2m (0)	7.8m (1)	2:02.03	29.01s	26.50s

Finish Position and metres gained from 800m








PJ Harness Analyser

VERSION 4.02 OUT NOW

REGISTER NOW TO TRY IT FOR FREE IN DECEMBER

www.facebook.com/PJHarnessRacing



RISE Digital, Harness Racing Australia nor the provider accepts any responsibility for the completeness or accuracy of any of the information contained herein, and makes no representations about its suitability for any particular purpose. Users should make their own judgements about those matters and/or seek independent advice. You assume all risks associated with use of data provided on this page