

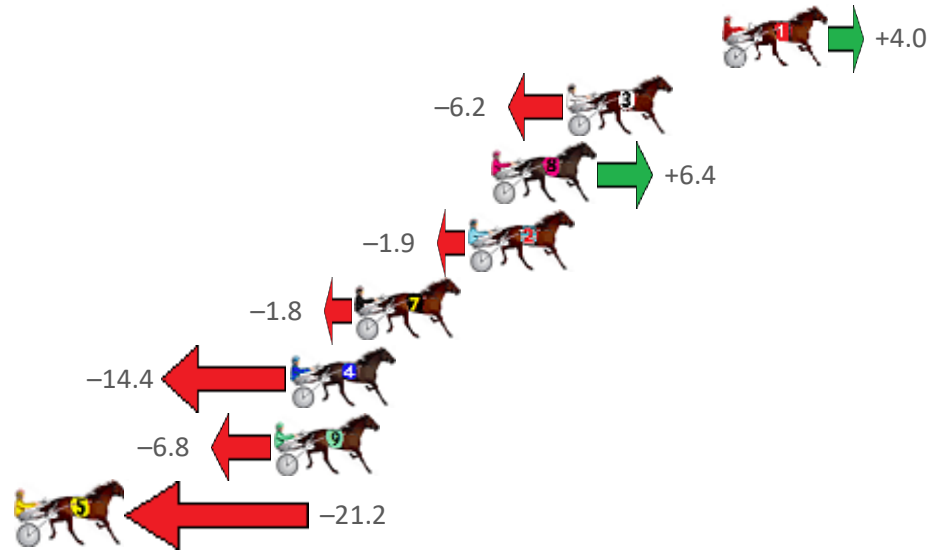
Redcliffe Race 1 Distance 1780m


Friday, 11 November 2022


Gross Time: 2:15.10 MileRate: 2:02.10 LeadTime: 11.20s First Qtr: 30.70s Second Qtr: 32.20s Third Qtr: 30.90s Fourth Qtr: 30.10s

No Horse	Plc	Mar	800 Posi	400 Posi	Time	3rd Qtr	4th Qtr
1 PAYOUT	1	0.0m	4.0m (0)	4.2m (0)	2:15.10	30.91s	29.79s
3 BOUNTYHUNTER	2	6.2m	0.0m (0)	0.0m (0)	2:15.59	30.91s	30.56s
8 BLACK GEMSTONE	3	9.2m	15.6m (1)	8.6m (1)	2:15.83	30.37s	30.14s
2 MAJOR PAINT	4	10.1m	8.2m (0)	8.8m (0)	2:15.90	30.95s	30.20s
7 BOOM BOOM BOY	5	14.6m	12.8m (0)	13.0m (1)	2:16.25	30.92s	30.22s
4 EXWHYGEETEE	6	17.2m	2.8m (1)	3.4m (1)	2:16.46	30.96s	31.13s
9 AGENT STARLING	7	17.8m	11.0m (1)	9.4m (2)	2:16.50	30.79s	30.73s
5 MYNAMESEVAN	8	28.2m	7.0m (1)	2.4m (2)	2:17.32	30.58s	32.03s

Finish Position and metres gained from 800m









PJ Harness Analyser

VERSION 4.02 OUT NOW

REGISTER NOW TO TRY IT FOR FREE IN DECEMBER

www.facebook.com/PJHarnessRacing





RISE Digital, Harness Racing Australia nor the provider accepts any responsibility for the completeness or accuracy of any of the information contained herein, and makes no representations about its suitability for any particular purpose. Users should make their own judgements about those matters and/or seek independent advice. You assume all risks associated with use of data provided on this page

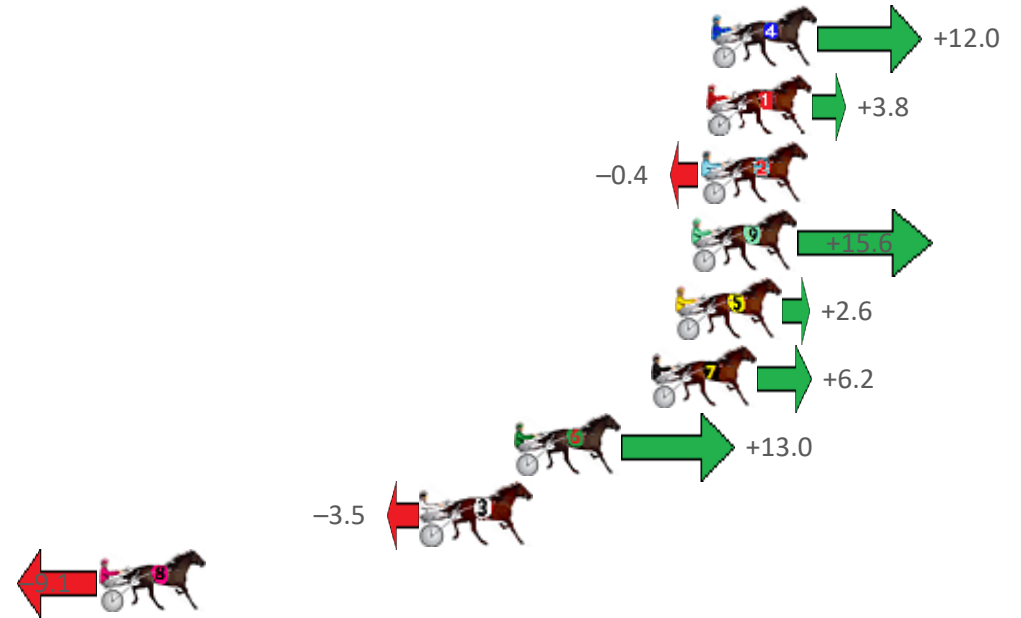
Redcliffe Race 2 Distance 1780m

Friday, 11 November 2022

Gross Time: 2:13.80 MileRate: 2:01.00 LeadTime: 11.50s First Qtr: 31.30s Second Qtr: 31.10s Third Qtr: 29.60s Fourth Qtr: 30.30s

No Horse	Plc	Mar	800 Posi	400 Posi	Time	3rd Qtr	4th Qtr
4 MY ULTIMATE HEST	1	0.0m	12.0m (1)	12.2m (2)	2:13.80	29.63s	29.38s
1 MOLLIDOR	2	0.2m	4.0m (0)	4.0m (0)	2:13.82	29.60s	30.01s
2 ELPINE SALLY	3	0.4m	0.0m (0)	0.0m (0)	2:13.83	29.60s	30.33s
9 OFFICE BAD BOY	4	0.8m	16.4m (1)	17.0m (2)	2:13.86	29.66s	29.08s
5 HANDSOME HARRY	5	1.4m	4.0m (1)	4.4m (1)	2:13.91	29.63s	30.07s
7 JAYDES TERROR	6	2.4m	8.6m (0)	8.8m (0)	2:13.99	29.62s	29.82s
6 SWINGING GEORGE	7	7.8m	20.8m (0)	21.2m (1)	2:14.42	29.64s	29.29s
3 MUSTANG DUDE	8	11.5m	8.0m (1)	9.0m (1)	2:14.71	29.67s	30.49s
8 MISTER DECORUM	9	24.3m	15.2m (0)	14.0m (0)	2:15.73	29.50s	31.08s

Finish Position and metres gained from 800m








PJ Harness Analyser

VERSION 4.02 OUT NOW

REGISTER NOW TO TRY IT FOR FREE IN DECEMBER

www.facebook.com/PJHarnessRacing




RISE Digital, Harness Racing Australia nor the provider accepts any responsibility for the completeness or accuracy of any of the information contained herein, and makes no representations about its suitability for any particular purpose. Users should make their own judgements about those matters and/or seek independent advice. You assume all risks associated with use of data provided on this page

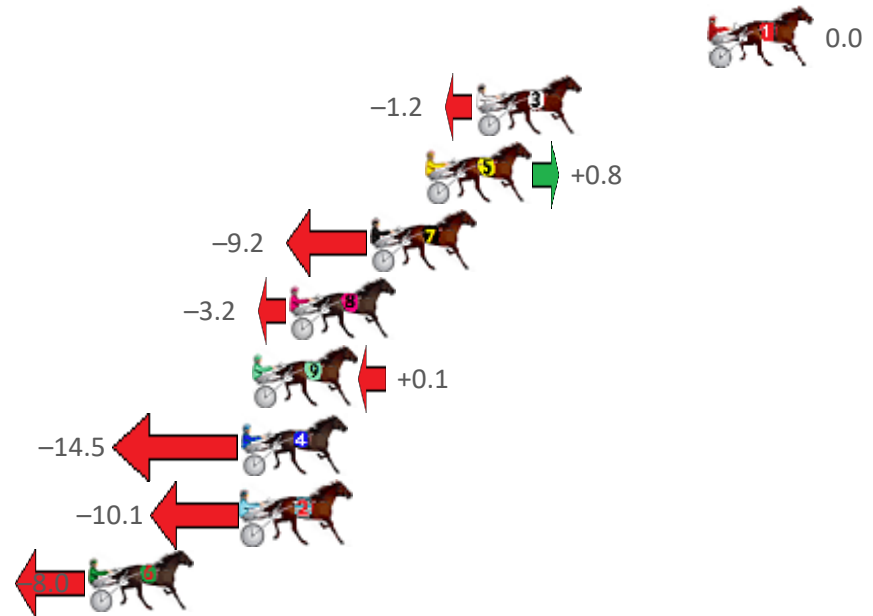
Redcliffe Race 3 Distance 1780m

Friday, 11 November 2022

Gross Time: 2:10.00 MileRate: 1:57.50 LeadTime: 11.30s First Qtr: 29.50s Second Qtr: 29.70s Third Qtr: 29.00s Fourth Qtr: 30.50s

No Horse	Plc	Mar	800 Posi	400 Posi	Time	3rd Qtr	4th Qtr
1 CANONLYBEONESIR	1	0.0m	0.0m (0)	0.0m (0)	2:10.00	29.00s	30.50s
3 AWAYOVERNIGHT	2	9.2m	8.0m (1)	3.2m (1)	2:10.73	28.63s	30.95s
5 ROCCO VARIETY	3	11.2m	12.0m (1)	12.0m (2)	2:10.89	29.00s	30.44s
7 THREE MACHS	4	13.4m	4.2m (0)	6.2m (0)	2:11.07	29.13s	31.05s
8 LITTLEDEE	5	16.6m	13.4m (0)	17.4m (0)	2:11.33	29.30s	30.44s
9 RISKY BUZINESS	6	18.1m	18.2m (0)	21.4m (1)	2:11.44	29.24s	30.25s
4 DARBY BRIGHTS	7	18.5m	4.0m (1)	13.6m (1)	2:11.48	29.70s	30.87s
2 LORD DENZEL	8	18.5m	8.4m (0)	11.8m (0)	2:11.48	29.24s	31.01s
6 EXPLANATION NOTE	9	24.6m	16.6m (1)	19.4m (2)	2:11.96	29.20s	30.89s

Finish Position and metres gained from 800m



Harness Analyser
VERSION 4.02 OUT NOW
REGISTER NOW TO TRY IT FOR FREE IN DECEMBER

www.facebook.com/PJHarnessRacing

RISE Digital, Harness Racing Australia nor the provider accepts any responsibility for the completeness or accuracy of any of the information contained herein, and makes no representations about its suitability for any particular purpose. Users should make their own judgements about those matters and/or seek independent advice. You assume all risks associated with use of data provided on this page

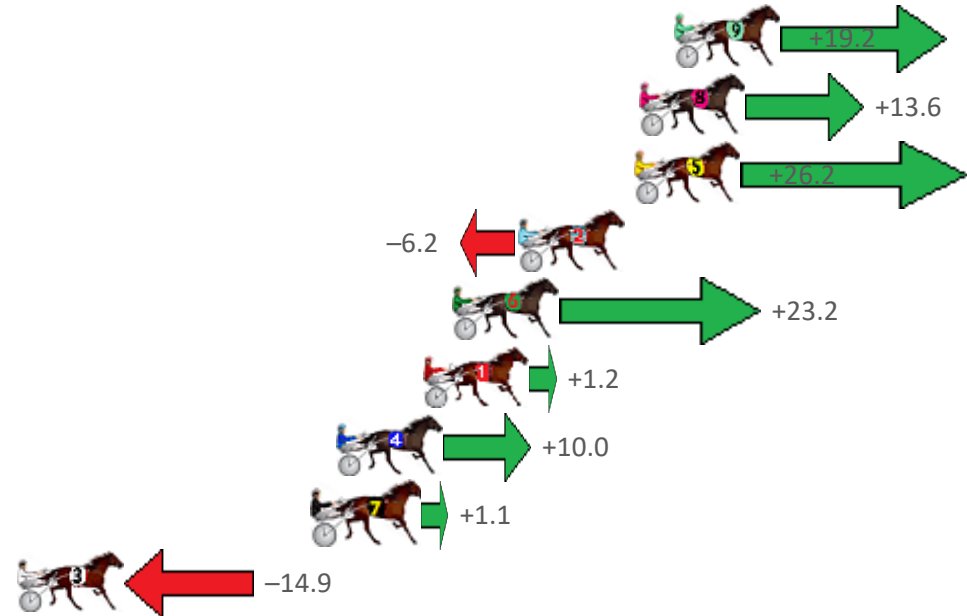
Redcliffe Race 4 Distance 1780m

Friday, 11 November 2022


Gross Time: 2:11.20 MileRate: 1:58.60 LeadTime: 11.60s First Qtr: 30.40s Second Qtr: 29.60s Third Qtr: 29.30s Fourth Qtr: 30.30s

No Horse	Plc	Mar	800 Posi	400 Posi	Time	3rd Qtr	4th Qtr
9 AQUA CRUISER	1	0.0m	19.2m (1)	9.6m (2)	2:11.20	28.60s	29.58s
8 FAVREAU	2	1.4m	15.0m (1)	4.8m (2)	2:11.31	28.55s	30.04s
5 ALLSTAR SEA	3	1.6m	27.8m (1)	12.6m (1)	2:11.33	28.19s	29.47s
2 IM LOKI	4	6.2m	0.0m (0)	0.0m (0)	2:11.69	29.29s	30.77s
6 GOLDEN LACE	5	8.8m	32.0m (1)	15.8m (0)	2:11.90	28.11s	29.77s
1 EAGLES RESPONSE	6	10.0m	11.2m (0)	4.6m (0)	2:11.99	28.80s	30.71s
4 BORDERLINE	7	13.4m	23.4m (1)	13.0m (3)	2:12.26	28.53s	30.33s
7 LARA BAY	8	14.3m	15.4m (0)	9.2m (0)	2:12.33	28.83s	30.68s
3 SUBTLE ADVICE	9	26.1m	11.2m (1)	6.0m (1)	2:13.27	28.89s	31.81s

Finish Position and metres gained from 800m









PJ Harness Analyser

VERSION 4.02 OUT NOW

REGISTER NOW TO TRY IT FOR FREE IN DECEMBER

www.facebook.com/PJHarnessRacing

RISE Digital, Harness Racing Australia nor the provider accepts any responsibility for the completeness or accuracy of any of the information contained herein, and makes no representations about its suitability for any particular purpose. Users should make their own judgements about those matters and/or seek independent advice. You assume all risks associated with use of data provided on this page

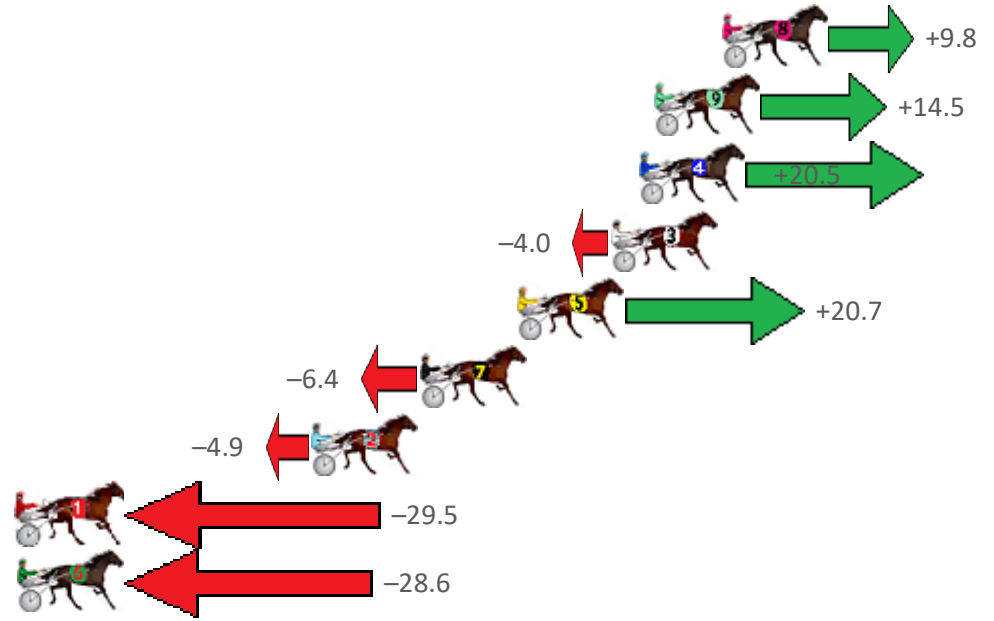
Redcliffe Race 5 Distance 1780m

Friday, 11 November 2022


Gross Time: 2:10.30 MileRate: 1:57.80 LeadTime: 11.30s First Qtr: 28.80s Second Qtr: 28.70s Third Qtr: 29.80s Fourth Qtr: 31.70s

No Horse	Plc	Mar	800 Posi	400 Posi	Time	3rd Qtr	4th Qtr
8 DELIGHTFUL RAINBO	1	0.0m	9.8m (0)	4.2m (1)	2:10.30	29.38s	31.37s
9 HEAVENLY WISDOM	2	2.7m	17.2m (1)	7.2m (2)	2:10.52	29.05s	31.35s
4 VERMONT	3	3.3m	23.8m (1)	11.8m (2)	2:10.57	28.90s	31.03s
3 TELL ME THIS	4	4.4m	0.4m (1)	0.0m (1)	2:10.66	29.76s	32.05s
5 THE HARRIS HAWK	5	8.1m	28.8m (1)	11.4m (1)	2:10.97	28.48s	31.44s
7 SPRINGFIELD SPIRIT	6	12.0m	5.6m (0)	8.0m (0)	2:11.29	29.97s	32.02s
2 BELLA GODIVA	7	16.3m	11.4m (1)	12.2m (0)	2:11.65	29.85s	32.02s
1 DIEGO DELGADO	8	29.5m	0.0m (0)	3.4m (0)	2:12.74	30.00s	33.76s
6 GOTALUVASUNDAYS	9	65.2m	36.6m (0)	48.0m (0)	2:15.70	30.63s	33.06s

Finish Position and metres gained from 800m








PJ Harness Analyser

VERSION 4.02 OUT NOW

REGISTER NOW TO TRY IT FOR FREE IN DECEMBER

www.facebook.com/PJHarnessRacing



RISE Digital, Harness Racing Australia nor the provider accepts any responsibility for the completeness or accuracy of any of the information contained herein, and makes no representations about its suitability for any particular purpose. Users should make their own judgements about those matters and/or seek independent advice. You assume all risks associated with use of data provided on this page

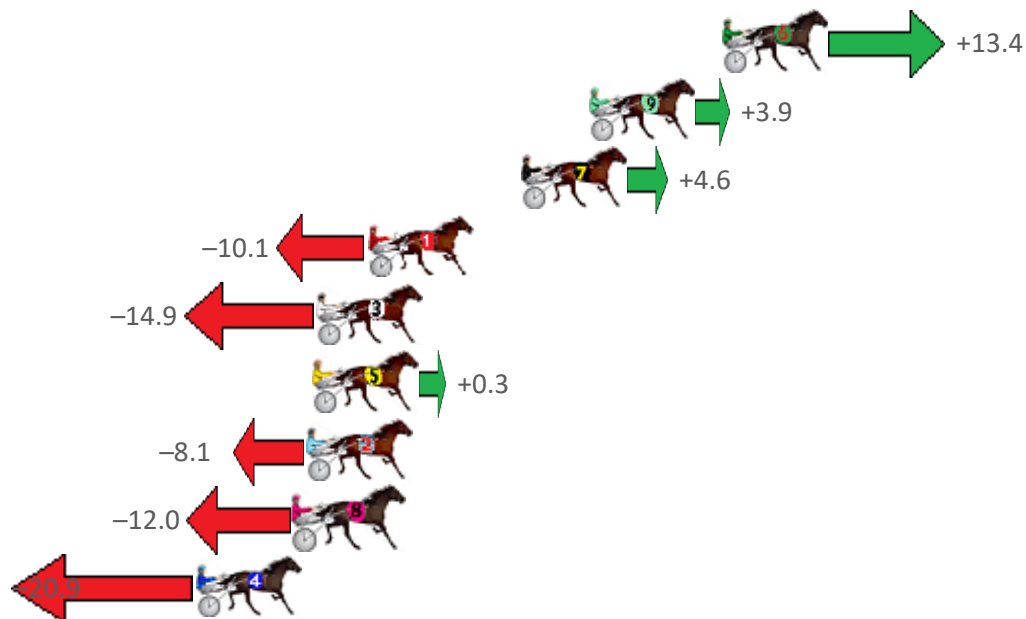
Redcliffe Race 6 Distance 1780m

Friday, 11 November 2022

Gross Time: 2:08.80 MileRate: 1:56.50 LeadTime: 10.90s First Qtr: 28.90s Second Qtr: 30.30s Third Qtr: 29.10s Fourth Qtr: 29.60s

No Horse	Plc	Mar	800 Posi	400 Posi	Time	3rd Qtr	4th Qtr
6 MOUNT HERCULES	1	0.0m	13.4m (1)	8.4m (2)	2:08.80	28.74s	28.98s
9 MIDNIGHT SOMEWH	2	5.3m	9.2m (1)	4.2m (2)	2:09.21	28.73s	29.68s
7 MONTEREY JACK	3	8.0m	12.6m (0)	11.6m (1)	2:09.42	29.03s	29.34s
1 PRODIGAL GUINNES	4	14.1m	4.0m (0)	4.0m (0)	2:09.89	29.09s	30.34s
3 FOUR FOR FOUR	5	16.1m	1.2m (1)	2.8m (1)	2:10.05	29.21s	30.58s
5 ROCKNROLL DA GA	6	16.3m	16.6m (0)	12.4m (0)	2:10.06	28.79s	29.89s
2 CHARLEVOIX	7	16.5m	8.4m (0)	8.2m (0)	2:10.08	29.08s	30.21s
8 LIFEINHEAVEN	8	17.0m	5.0m (1)	7.6m (1)	2:10.12	29.28s	30.29s
4 NEVADA YANKEE	9	20.9m	0.0m (0)	0.0m (0)	2:10.42	29.09s	31.14s

Finish Position and metres gained from 800m







PJ Harness Analyser

VERSION 4.02 OUT NOW

REGISTER NOW TO TRY IT FOR FREE IN DECEMBER

www.facebook.com/PJHarnessRacing





RISE Digital, Harness Racing Australia nor the provider accepts any responsibility for the completeness or accuracy of any of the information contained herein, and makes no representations about its suitability for any particular purpose. Users should make their own judgements about those matters and/or seek independent advice. You assume all risks associated with use of data provided on this page

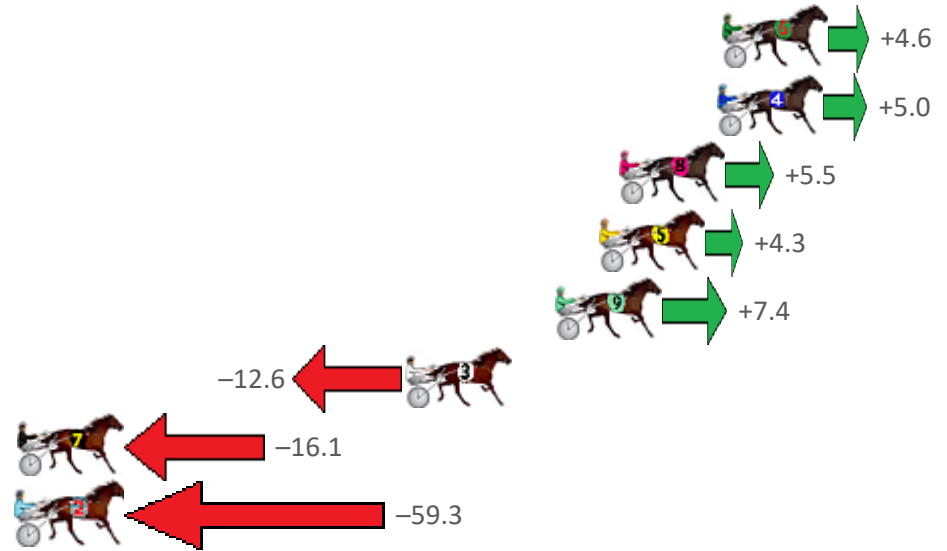
Redcliffe Race 7 Distance 1780m


Friday, 11 November 2022


Gross Time: 2:09.80 MileRate: 1:57.30 LeadTime: 11.40s First Qtr: 29.40s Second Qtr: 30.20s Third Qtr: 28.80s Fourth Qtr: 30.00s

No Horse	Plc	Mar	800 Posi	400 Posi	Time	3rd Qtr	4th Qtr
6 SAILALONG SINBAD	1	0.0m	4.6m (0)	4.4m (0)	2:09.80	28.79s	29.67s
4 DEVOUGED	2	0.2m	5.2m (1)	2.4m (1)	2:09.82	28.60s	29.84s
8 HIGH ON MONTANA	3	4.1m	9.6m (1)	7.6m (1)	2:10.12	28.66s	29.74s
5 CHANCELESS CENTU	4	4.9m	9.2m (0)	8.8m (0)	2:10.19	28.78s	29.71s
9 IN CHEVRON WE TR	5	6.6m	14.0m (1)	13.0m (1)	2:10.32	28.74s	29.52s
3 PRECIOUS CULLEN	6	12.6m	0.0m (0)	0.0m (0)	2:10.79	28.78s	30.94s
7 CHEDDAR MADE BET	7	30.3m	14.2m (0)	20.0m (0)	2:12.18	29.21s	30.77s
2 MY ULTIMATE CLIPP	8	139.3m	80.0m (0)	110.0m (0)	2:20.75	30.95s	32.19s

Finish Position and metres gained from 800m









PJ Harness Analyser

VERSION 4.02 OUT NOW

REGISTER NOW TO TRY IT FOR FREE IN DECEMBER

www.facebook.com/PJHarnessRacing

RISE Digital, Harness Racing Australia nor the provider accepts any responsibility for the completeness or accuracy of any of the information contained herein, and makes no representations about its suitability for any particular purpose. Users should make their own judgements about those matters and/or seek independent advice. You assume all risks associated with use of data provided on this page

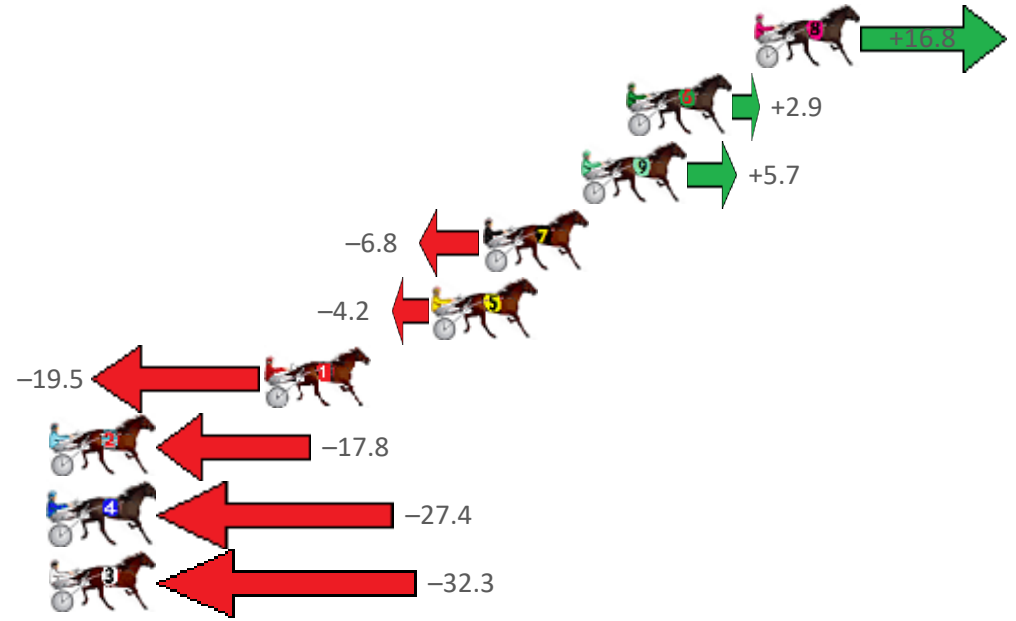
Redcliffe Race 8 Distance 2040m


Friday, 11 November 2022


Gross Time: 2:29.10 MileRate: 1:57.60 LeadTime: 29.20s First Qtr: 30.00s Second Qtr: 29.80s Third Qtr: 29.70s Fourth Qtr: 30.40s

No Horse	Plc	Mar	800 Posi	400 Posi	Time	3rd Qtr	4th Qtr
8 SO AM I	1	0.0m	16.8m (1)	9.8m (3)	2:29.10	29.19s	29.66s
6 LA SAFRON	2	5.1m	8.0m (0)	14.8m (0)	2:29.51	30.22s	29.67s
9 FLO RYDA	3	6.9m	12.6m (1)	6.2m (2)	2:29.65	29.22s	30.45s
7 PRINCE JOY	4	10.8m	4.0m (0)	10.6m (0)	2:29.96	30.19s	30.42s
5 LANOCH BOY	5	12.8m	8.6m (1)	0.0m (0)	2:30.12	29.05s	31.37s
1 OVERTHEMOON	6	19.5m	0.0m (0)	6.6m (0)	2:30.65	30.18s	31.37s
2 ROSARITO	7	30.4m	12.6m (0)	13.6m (1)	2:31.52	29.76s	31.67s
4 SMOOTH CASH	8	31.8m	4.4m (1)	10.4m (2)	2:31.63	30.13s	32.02s
3 DOLLARBILL	9	32.5m	0.2m (1)	9.6m (1)	2:31.69	30.38s	32.13s

Finish Position and metres gained from 800m








PJ Harness Analyser

VERSION 4.02 OUT NOW

REGISTER NOW TO TRY IT FOR FREE IN DECEMBER

www.facebook.com/PJHarnessRacing



RISE Digital, Harness Racing Australia nor the provider accepts any responsibility for the completeness or accuracy of any of the information contained herein, and makes no representations about its suitability for any particular purpose. Users should make their own judgements about those matters and/or seek independent advice. You assume all risks associated with use of data provided on this page

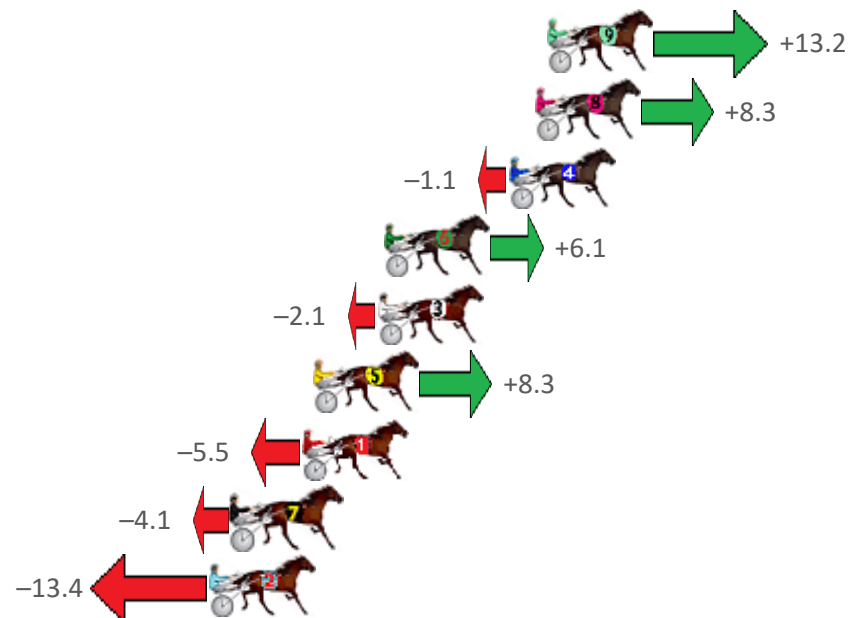
Redcliffe Race 9 Distance 1780m

Friday, 11 November 2022

Gross Time: 2:08.10 MileRate: 1:55.80 LeadTime: 11.20s First Qtr: 29.20s Second Qtr: 29.70s Third Qtr: 28.40s Fourth Qtr: 29.60s

No Horse	Plc	Mar	800 Posi	400 Posi	Time	3rd Qtr	4th Qtr
9 MISTERY ROAD	1	0.0m	13.2m (1)	9.4m (2)	2:08.10	28.14s	28.91s
8 JUST JOSHIN	2	0.5m	8.8m (1)	5.0m (2)	2:08.14	28.13s	29.27s
4 LUXURY LAD	3	1.5m	0.4m (1)	0.0m (1)	2:08.22	28.37s	29.71s
6 BAKER CREEK	4	6.5m	12.6m (0)	13.4m (0)	2:08.60	28.47s	29.09s
3 IDEAL TIGER	5	6.7m	4.6m (1)	4.6m (1)	2:08.62	28.40s	29.75s
5 MISS VERSTAPPEN	6	9.3m	17.6m (1)	14.0m (1)	2:08.82	28.15s	29.25s
1 HEADWIN	7	9.7m	4.2m (0)	5.0m (0)	2:08.85	28.45s	29.95s
7 MUMMYS BOY	8	12.5m	8.4m (0)	9.2m (0)	2:09.07	28.45s	29.84s
2 ONE LAST ROLL	9	13.4m	0.0m (0)	0.8m (0)	2:09.14	28.44s	30.53s

Finish Position and metres gained from 800m







PJ Harness Analyser

VERSION 4.02 OUT NOW

REGISTER NOW TO TRY IT FOR FREE IN DECEMBER

www.facebook.com/PJHarnessRacing



RISE Digital, Harness Racing Australia nor the provider accepts any responsibility for the completeness or accuracy of any of the information contained herein, and makes no representations about its suitability for any particular purpose. Users should make their own judgements about those matters and/or seek independent advice. You assume all risks associated with use of data provided on this page