

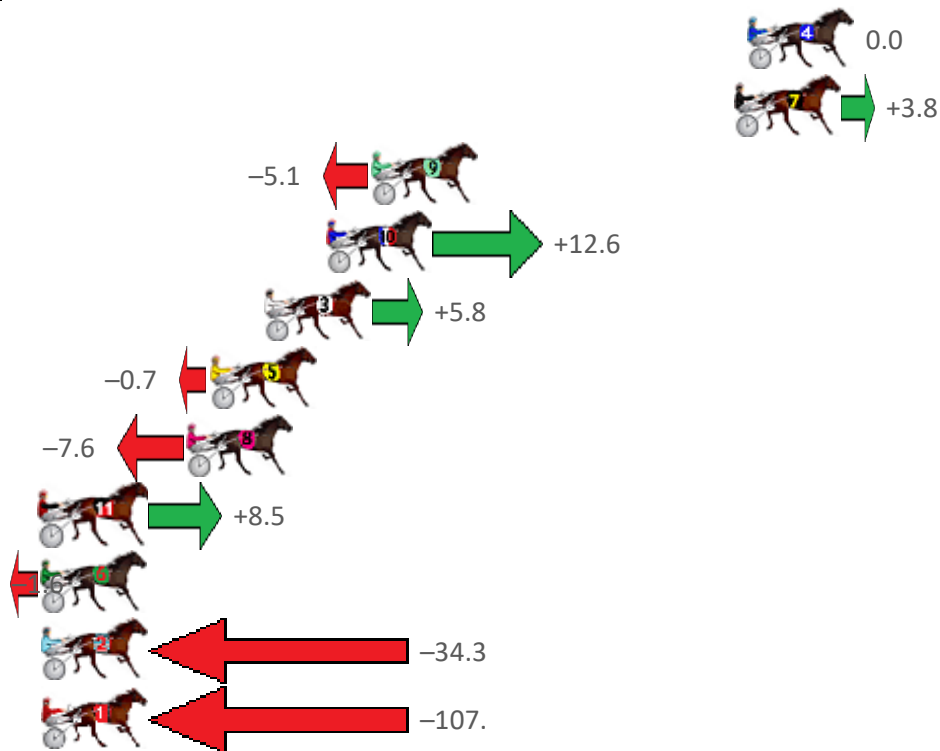
Albion Park Race 1 Distance 2138m

Tuesday, 8 November 2022

Gross Time: 2:45.90 MileRate: 2:03.70 LeadTime: 43.90s First Qtr: 31.30s Second Qtr: 31.70s Third Qtr: 29.70s Fourth Qtr: 29.30s

NoHorse	Plc	Mar	800 Posi	400 Posi	Time	3rd Qtr	4th Qtr
4 JUST CALL ME MOLL	1	0.0m	0.0m (0)	0.0m (0)	2:45.90	29.70s	29.30s
7 MARLEY NOVA	2	0.5m	4.3m (0)	3.8m (0)	2:45.94	29.66s	29.06s
9 PADDY PANTS	3	14.9m	9.8m (0)	3.3m (1)	2:47.04	29.22s	30.20s
10 SET ME FREE	4	16.7m	29.3m (0)	15.3m (0)	2:47.18	28.66s	29.46s
3 ALLANON	5	19.1m	24.9m (0)	14.2m (1)	2:47.37	28.90s	29.73s
5 SONETTO	6	21.3m	20.6m (0)	10.4m (1)	2:47.54	28.94s	30.18s
8 CHOCOLATEHANDFU	7	22.2m	14.6m (0)	10.4m (0)	2:47.61	29.38s	30.25s
11 JACCKA WATCH	8	31.6m	40.1m (0)	35.5m (1)	2:48.33	29.34s	29.13s
6 ROCKET NOVA	9	42.2m	40.6m (2)	28.9m (1)	2:49.14	28.82s	30.42s
2 HOTEL KYVALLEY	10	71.1m	36.8m (1)	33.8m (0)	2:51.36	29.46s	32.28s
1 OONSKADE	11	262.3m	155.0m (0)	174.8m (0)	3:06.06	31.08s	36.64s

Finish Position and metres gained from 800m



Home of Australian Harness Sectionals
 PJ Harness Analyser Daily Raw Data directly to your inbox

All Victorian Racing added as of 17 January 2022

www.pjdata.com.au admin@pjdata.com.au www.facebook.com/PJHarnessRacing

RISE Digital, Harness Racing Australia nor the provider accepts any responsibility for the completeness or accuracy of any of the information contained herein, and makes no representations about its suitability for any particular purpose. Users should make their own judgements about those matters and/or seek independent advice. You assume all risks associated with use of data provided on this page

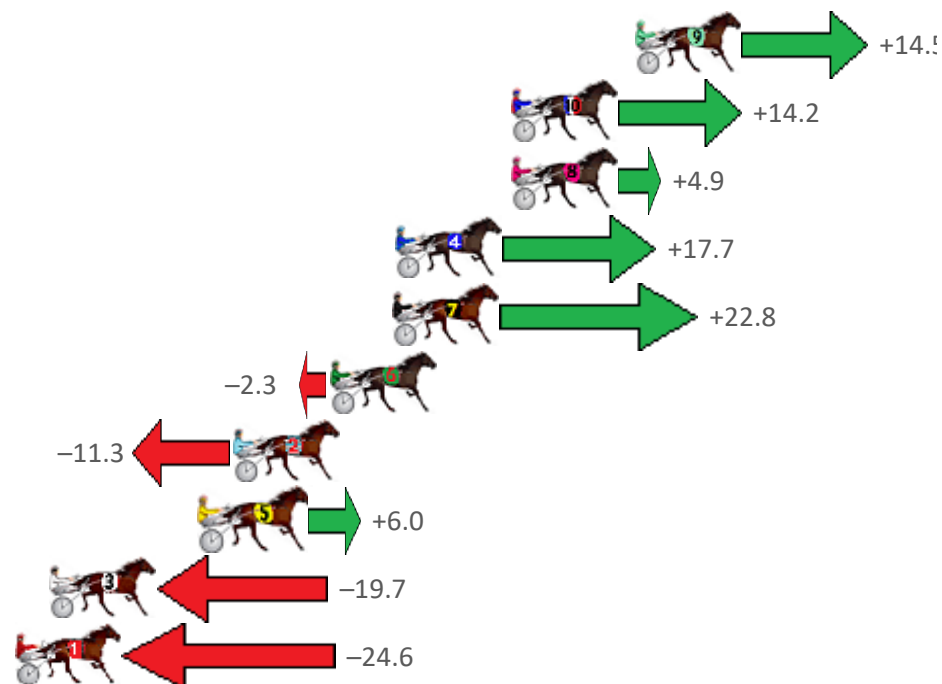
Albion Park Race 2 Distance 1660m

Tuesday, 8 November 2022

Gross Time: 1:57.90 MileRate: 1:54.30 LeadTime: 3.60s First Qtr: 27.40s Second Qtr: 29.50s Third Qtr: 27.80s Fourth Qtr: 29.60s

NoHorse	Plc	Mar	800 Posi	400 Posi	Time	3rd Qtr	4th Qtr
9 FRANCO MACHO	1	0.0m	14.5m (1)	0.0m (0)	1:57.90	26.80s	29.60s
10 HE SAID SHE SAID	2	4.9m	19.1m (1)	11.2m (2)	1:58.28	27.28s	29.18s
8 CALF PEN	3	4.9m	9.8m (0)	20.2m (0)	1:58.28	28.56s	28.54s
4 LITTLELIONELJAMES	4	9.5m	27.2m (1)	18.0m (3)	1:58.64	27.20s	29.06s
7 SQUARE DEALER	5	9.6m	32.4m (1)	21.3m (1)	1:58.64	27.08s	28.82s
6 HEY MISTER TAYLOR	6	12.1m	9.8m (1)	17.4m (1)	1:58.84	28.36s	29.30s
2 BETTERTHANAROCK	7	15.9m	4.6m (0)	15.1m (0)	1:59.13	28.56s	29.75s
5 REEDS VISION	8	17.2m	23.2m (1)	16.3m (2)	1:59.23	27.36s	29.77s
3 ARNOLD STREET	9	23.2m	3.5m (1)	12.3m (1)	1:59.70	28.44s	30.52s
1 MISTER HART	10	24.6m	0.0m (0)	10.7m (0)	1:59.81	28.56s	30.75s

Finish Position and metres gained from 800m



Home of Australian Harness Sectionals
 PJ Harness Analyser Daily Raw Data directly to your inbox

All Victorian Racing added as of 17 January 2022

www.pjdata.com.au
 admin@pjdata.com.au
 www.facebook.com/PJHarnessRacing

RISE Digital, Harness Racing Australia nor the provider accepts any responsibility for the completeness or accuracy of any of the information contained herein, and makes no representations about its suitability for any particular purpose. Users should make their own judgements about those matters and/or seek independent advice. You assume all risks associated with use of data provided on this page

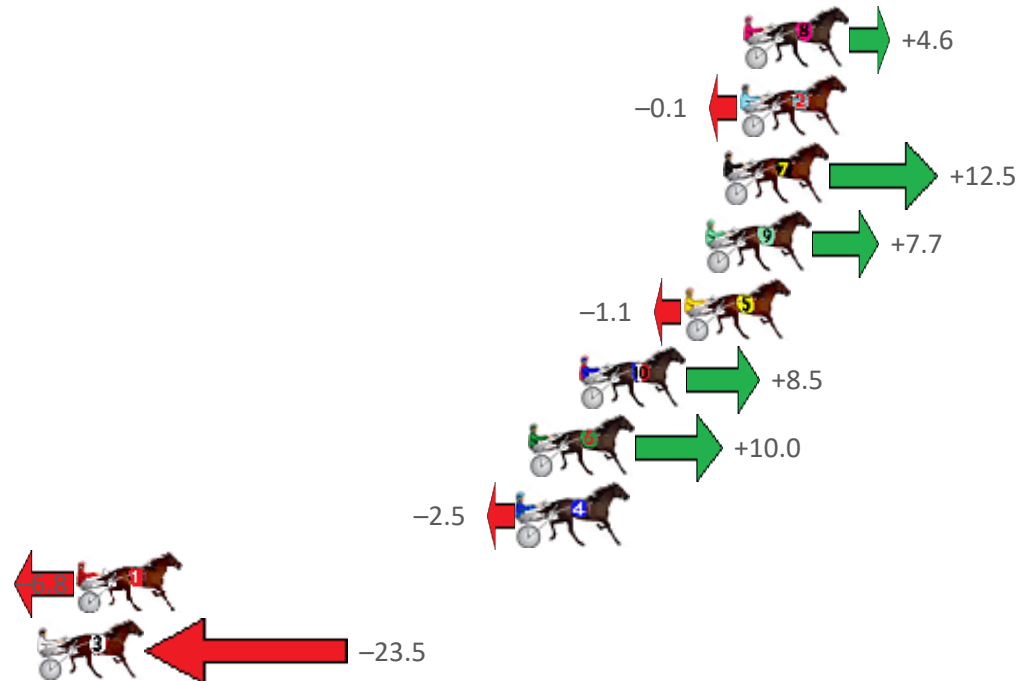
Albion Park Race 3 Distance 1660m

Tuesday, 8 November 2022

Gross Time: 1:57.60 MileRate: 1:54.00 LeadTime: 3.40s First Qtr: 26.90s Second Qtr: 30.80s Third Qtr: 27.90s Fourth Qtr: 28.60s

NoHorse	Plc	Mar	800 Posi	400 Posi	Time	3rd Qtr	4th Qtr
8 KING OF TRUMPS	1	0.0m	4.6m (0)	4.0m (0)	1:57.60	27.86s	28.32s
2 ANIMADO	2	0.1m	0.0m (0)	0.0m (0)	1:57.61	27.90s	28.61s
7 BRIAN CHRISTOPHER	3	0.8m	13.3m (0)	12.0m (0)	1:57.66	27.82s	27.82s
9 MUCH BETTOR	4	1.5m	9.2m (0)	8.0m (0)	1:57.71	27.82s	28.15s
5 TIMZEE	5	2.3m	1.2m (1)	0.6m (1)	1:57.77	27.86s	28.73s
10 SURF ACE	6	6.5m	15.0m (1)	17.4m (1)	1:58.09	28.08s	27.87s
6 B MAC C	7	8.5m	18.5m (0)	16.5m (0)	1:58.24	27.78s	28.08s
4 CHAMONIX	8	8.9m	6.4m (1)	7.4m (1)	1:58.27	27.98s	28.75s
1 GOLDEN SAND	9	26.4m	19.6m (1)	15.4m (2)	1:59.58	27.62s	29.50s
3 LETSPLAYUNI	10	34.5m	11.0m (1)	13.4m (1)	2:00.19	28.08s	30.25s

Finish Position and metres gained from 800m



Home of Australian Harness Sectionals
 PJ Harness Analyser Daily Raw Data directly to your inbox

NEW All Victorian Racing added as of 17 January 2022

www.pjdata.com.au admin@pjdata.com.au www.facebook.com/PJHarnessRacing

RISE Digital, Harness Racing Australia nor the provider accepts any responsibility for the completeness or accuracy of any of the information contained herein, and makes no representations about its suitability for any particular purpose. Users should make their own judgements about those matters and/or seek independent advice. You assume all risks associated with use of data provided on this page

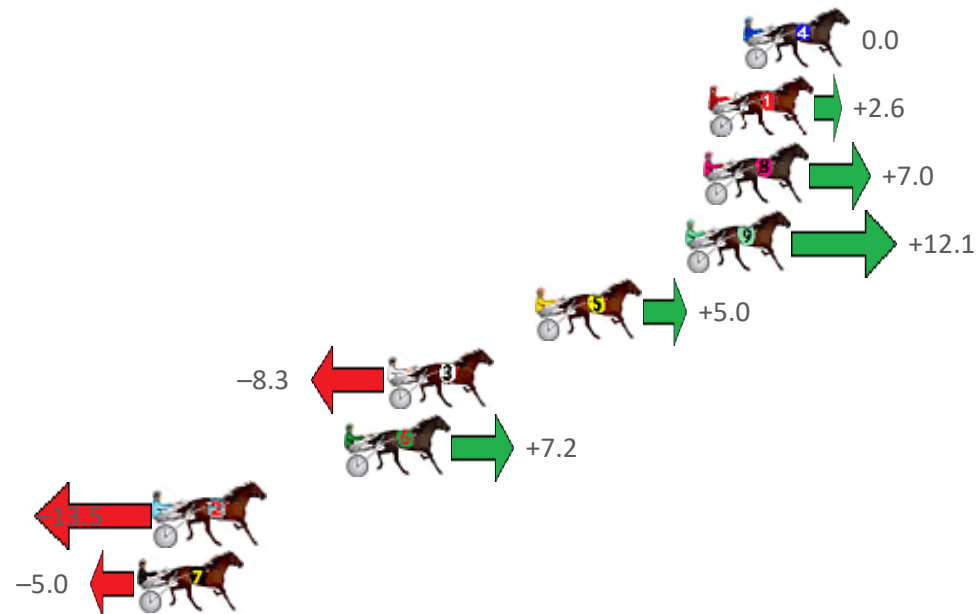
Albion Park Race 4 Distance 1660m

Tuesday, 8 November 2022

Gross Time: 1:57.10 MileRate: 1:53.60 LeadTime: 3.30s First Qtr: 26.80s Second Qtr: 29.70s Third Qtr: 28.00s Fourth Qtr: 29.30s

NoHorse	Plc	Mar	800 Posi	400 Posi	Time	3rd Qtr	4th Qtr
4 OUR MAJOR DAY	1	0.0m	0.0m (0)	0.0m (0)	1:57.10	28.00s	29.30s
1 MARETTI	2	1.4m	4.0m (0)	4.5m (0)	1:57.21	28.04s	29.09s
8 MOHS EM DOWN	3	1.6m	8.6m (0)	8.4m (0)	1:57.22	28.00s	28.82s
9 ITS MR CLOONEY	4	2.3m	14.4m (1)	7.9m (1)	1:57.28	27.56s	28.92s
5 HANDSOME HERO	5	8.2m	13.2m (0)	12.6m (0)	1:57.73	27.98s	29.03s
3 MISTERFREEZE	6	14.1m	5.8m (1)	12.4m (1)	1:58.18	28.48s	29.50s
6 KEY LARGO	7	15.8m	23.0m (0)	18.0m (0)	1:58.31	27.68s	29.23s
2 OUR BONDI BEACH	8	23.3m	9.8m (1)	12.4m (2)	1:58.89	28.20s	30.21s
7 EH EF EL	9	24.0m	19.0m (1)	16.9m (1)	1:58.94	27.88s	29.94s

Finish Position and metres gained from 800m



Home of Australian Harness Sectionals
 PJ Harness Analyser Daily Raw Data directly to your inbox

All Victorian Racing added as of 17 January 2022

www.pjdata.com.au
 admin@pjdata.com.au
 www.facebook.com/PJHarnessRacing

RISE Digital, Harness Racing Australia nor the provider accepts any responsibility for the completeness or accuracy of any of the information contained herein, and makes no representations about its suitability for any particular purpose. Users should make their own judgements about those matters and/or seek independent advice. You assume all risks associated with use of data provided on this page

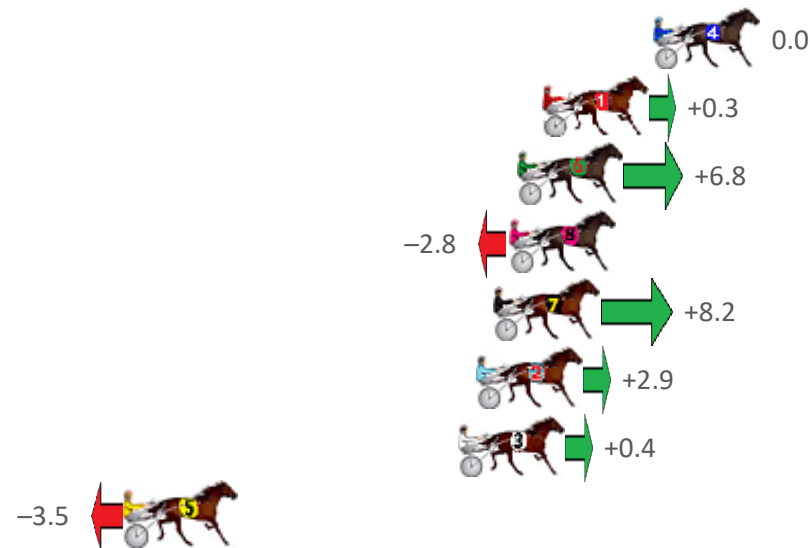
Albion Park Race 5 Distance 1660m

Tuesday, 8 November 2022

Gross Time: 2:00.40 MileRate: 1:56.70 LeadTime: 3.30s First Qtr: 28.40s Second Qtr: 31.40s Third Qtr: 27.70s Fourth Qtr: 29.60s

NoHorse	Plc	Mar	800 Posi	400 Posi	Time	3rd Qtr	4th Qtr
4 CAPTAIN BRAVEHEA	1	0.0m	0.0m (0)	0.0m (0)	2:00.40	27.70s	29.60s
1 STUDLEIGH WILL	2	4.4m	4.7m (0)	11.2m (0)	2:00.74	28.18s	29.14s
6 VOODOO FELLA	3	5.4m	12.2m (1)	17.4m (2)	2:00.82	28.10s	28.78s
8 LANCELOT BROMAC	4	5.7m	2.9m (1)	10.7m (1)	2:00.84	28.26s	29.28s
7 SUPERBON	5	6.3m	14.5m (0)	18.0m (1)	2:00.89	27.98s	28.81s
2 HOLDINGNO CURRE	6	7.0m	9.9m (0)	15.7m (0)	2:00.94	28.14s	29.02s
3 ROCKNHOLME	7	7.7m	8.1m (1)	11.8m (2)	2:01.00	27.98s	29.36s
5 OUR AUNTY ASH	8	20.9m	17.4m (1)	21.9m (2)	2:02.02	28.06s	29.66s

Finish Position and metres gained from 800m





Home of Australian Harness Sectionals
 PJ Harness Analyser Daily Raw Data directly to your inbox

NEW All Victorian Racing added as of 17 January 2022

www.pjdata.com.au
 admin@pjdata.com.au
 www.facebook.com/PJHarnessRacing



RISE Digital, Harness Racing Australia nor the provider accepts any responsibility for the completeness or accuracy of any of the information contained herein, and makes no representations about its suitability for any particular purpose. Users should make their own judgements about those matters and/or seek independent advice. You assume all risks associated with use of data provided on this page

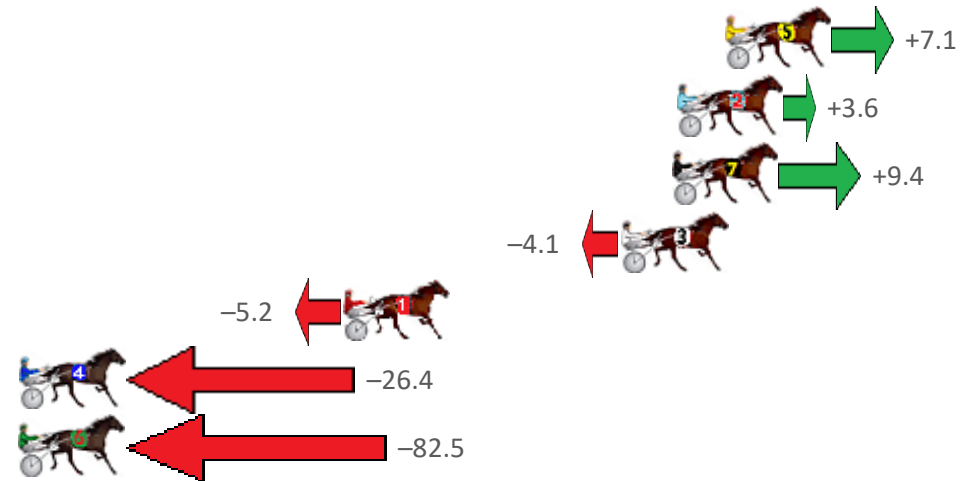
Albion Park Race 6 Distance 1660m

Tuesday, 8 November 2022

Gross Time: 2:03.20 MileRate: 1:59.50 LeadTime: 3.40s First Qtr: 28.90s Second Qtr: 32.20s Third Qtr: 29.30s Fourth Qtr: 29.40s

NoHorse	Plc	Mar	800 Posi	400 Posi	Time	3rd Qtr	4th Qtr
5 GO THE RED	1	0.0m	7.1m (1)	4.9m (1)	2:03.20	29.14s	29.04s
2 LUCKY JIM	2	1.9m	5.5m (0)	4.4m (0)	2:03.35	29.22s	29.23s
7 POTTER	3	2.1m	11.5m (1)	8.8m (1)	2:03.36	29.10s	28.92s
3 KEITH WILL DO	4	4.1m	0.0m (0)	0.0m (0)	2:03.52	29.30s	29.72s
1 HEAVENS BABY	5	15.1m	9.9m (0)	8.2m (0)	2:04.36	29.18s	29.96s
4 DOLLAR BUCKS	6	28.6m	2.2m (1)	0.6m (1)	2:05.40	29.18s	31.56s
6 STARS OF AMERICA	7	208.5m	126.0m (0)	138.4m (0)	2:19.27	30.22s	35.37s

Finish Position and metres gained from 800m



Home of Australian Harness Sectionals
 PJ Harness Analyser Daily Raw Data directly to your inbox

NEW All Victorian Racing added as of 17 January 2022

www.pjdata.com.au
 admin@pjdata.com.au
 www.facebook.com/PJHarnessRacing

RISE Digital, Harness Racing Australia nor the provider accepts any responsibility for the completeness or accuracy of any of the information contained herein, and makes no representations about its suitability for any particular purpose. Users should make their own judgements about those matters and/or seek independent advice. You assume all risks associated with use of data provided on this page

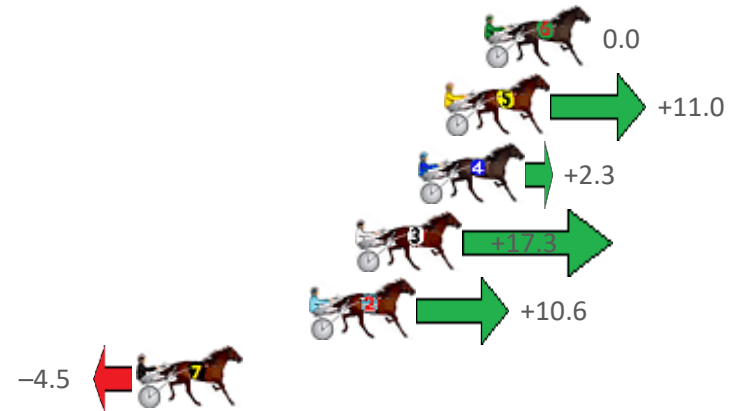
Albion Park Race 7 Distance 2138m

Tuesday, 8 November 2022

Gross Time: 2:46.00 MileRate: 2:03.80 LeadTime: 43.80s First Qtr: 32.30s Second Qtr: 32.00s Third Qtr: 29.40s Fourth Qtr: 28.50s

NoHorse	Plc	Mar	800 Posi	400 Posi	Time	3rd Qtr	4th Qtr
6 IM THE COMMANDO	1	0.0m	0.0m (0)	0.0m (0)	2:46.00	29.40s	28.50s
5 KAR MANOR	2	1.6m	12.6m (1)	5.6m (1)	2:46.12	28.88s	28.22s
4 RIGONDEAUX	3	2.6m	4.9m (0)	5.0m (0)	2:46.19	29.40s	28.33s
3 LEESA CASTLETON	4	5.1m	22.4m (0)	13.9m (1)	2:46.38	28.76s	27.88s
2 MATATOKI	5	6.9m	17.5m (0)	9.5m (1)	2:46.52	28.80s	28.34s
7 STRESS FACTOR	6	13.8m	9.3m (0)	12.8m (0)	2:47.03	29.64s	28.61s

Finish Position and metres gained from 800m



Home of Australian Harness Sectionals
 PJ Harness Analyser Daily Raw Data directly to your inbox

NEW All Victorian Racing added as of 17 January 2022

www.pjdata.com.au
 admin@pjdata.com.au
 www.facebook.com/PJHarnessRacing

RISE Digital, Harness Racing Australia nor the provider accepts any responsibility for the completeness or accuracy of any of the information contained herein, and makes no representations about its suitability for any particular purpose. Users should make their own judgements about those matters and/or seek independent advice. You assume all risks associated with use of data provided on this page

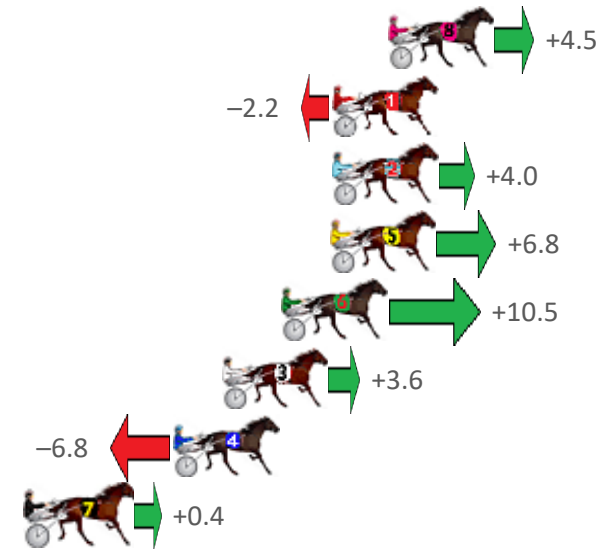
Albion Park Race 8 Distance 1660m

Tuesday, 8 November 2022

Gross Time: 2:00.70 MileRate: 1:57.00 LeadTime: 3.50s First Qtr: 28.60s Second Qtr: 31.20s Third Qtr: 28.40s Fourth Qtr: 29.00s

NoHorse	Plc	Mar	800 Posi	400 Posi	Time	3rd Qtr	4th Qtr
8 GOZO SUNSHINE	1	0.0m	4.5m (0)	4.5m (0)	2:00.70	28.40s	28.68s
1 BLUE SHARD	2	2.2m	0.0m (0)	0.0m (0)	2:00.87	28.40s	29.17s
2 ROLLED IN GOLD	2	2.2m	6.2m (1)	5.6m (1)	2:00.87	28.36s	28.77s
5 BETTOR KEEP ROCKI	4	2.3m	9.1m (0)	8.4m (0)	2:00.88	28.36s	28.58s
6 WILLIEWA LIGHTNIN	5	4.2m	14.7m (0)	12.9m (0)	2:01.02	28.28s	28.40s
3 CALVERT HOT SHOT	6	6.6m	10.2m (1)	9.5m (1)	2:01.20	28.36s	28.82s
4 BRAEVIEW FELLA	7	8.5m	1.7m (1)	1.1m (1)	2:01.35	28.36s	29.57s
7 WHITE STAR PEEJAY	8	14.3m	14.7m (1)	14.0m (1)	2:01.79	28.36s	29.09s

Finish Position and metres gained from 800m



Home of Australian Harness Sectionals

PJ Harness Analyser Daily Raw Data directly to your inbox

NEW All Victorian Racing added as of 17 January 2022

www.pjdata.com.au admin@pjdata.com.au www.facebook.com/PJHarnessRacing

RISE Digital, Harness Racing Australia nor the provider accepts any responsibility for the completeness or accuracy of any of the information contained herein, and makes no representations about its suitability for any particular purpose. Users should make their own judgements about those matters and/or seek independent advice. You assume all risks associated with use of data provided on this page

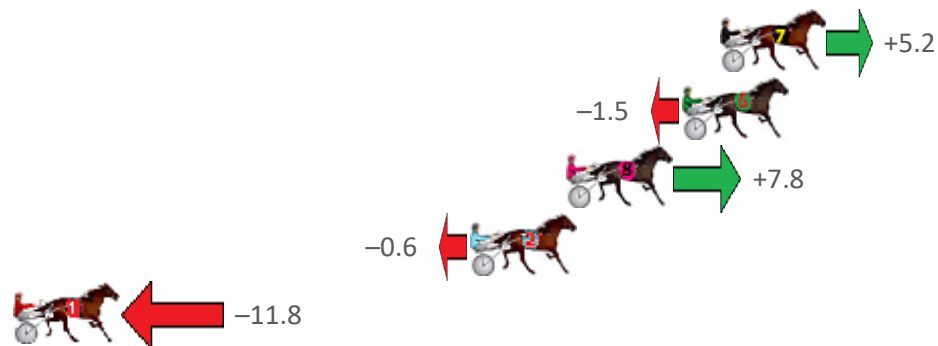
Albion Park Race 9 Distance 2138m

Tuesday, 8 November 2022

Gross Time: 2:47.80 MileRate: 2:03.40 LeadTime: 47.40s First Qtr: 29.30s Second Qtr: 31.40s Third Qtr: 31.20s Fourth Qtr: 28.50s

NoHorse	Plc	Mar	800 Posi	400 Posi	Time	3rd Qtr	4th Qtr
7 MINNIE BOW TIQUE	1	0.0m	5.2m (0)	4.3m (1)	2:47.80	31.12s	28.18s
6 QUERENCIA	2	1.5m	0.0m (0)	0.0m (0)	2:47.91	31.20s	28.61s
8 HAMMER SON	3	6.1m	13.9m (0)	7.0m (2)	2:48.26	30.64s	28.44s
2 BANFF	4	9.9m	9.3m (0)	8.6m (0)	2:48.54	31.12s	28.60s
1 MISS MEMPHIS	5	30.4m	18.6m (0)	12.9m (1)	2:50.08	30.72s	29.82s

Finish Position and metres gained from 800m





Home of Australian Harness Sectionals
 PJ Harness Analyser Daily Raw Data directly to your inbox

NEW All Victorian Racing added as of 17 January 2022

www.pjdata.com.au
 admin@pjdata.com.au
 www.facebook.com/PJHarnessRacing



RISE Digital, Harness Racing Australia nor the provider accepts any responsibility for the completeness or accuracy of any of the information contained herein, and makes no representations about its suitability for any particular purpose. Users should make their own judgements about those matters and/or seek independent advice. You assume all risks associated with use of data provided on this page