

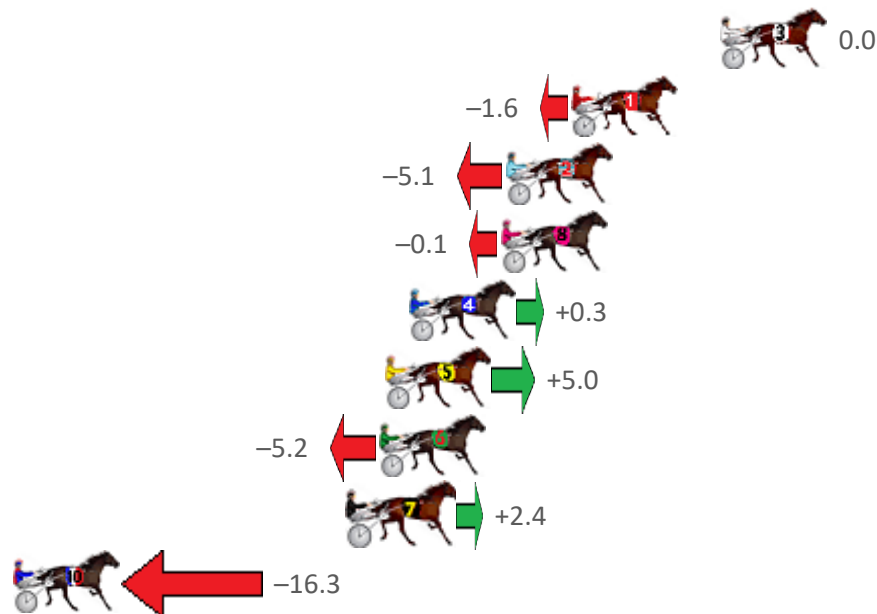
# Albion Park Race 1 Distance 1660m

Saturday, 5 November 2022

Gross Time: 1:58.40 MileRate: 1:54.80 LeadTime: 3.30s First Qtr: 28.00s Second Qtr: 31.60s Third Qtr: 28.20s Fourth Qtr: 27.30s

NoHorse	Plc	Mar	800 Posi	400 Posi	Time	3rd Qtr	4th Qtr
3 BITCOIN	1	0.0m	0.0m (0)	0.0m (0)	1:58.40	28.20s	27.30s
1 SAM IS PERFECTION	2	5.9m	4.3m (0)	4.1m (0)	1:58.82	28.18s	27.44s
2 OUR MAJOR DAY	3	8.5m	3.4m (1)	2.0m (1)	1:59.01	28.10s	27.77s
8 BOMBADIER JUJON	4	8.7m	8.6m (0)	8.1m (0)	1:59.03	28.16s	27.37s
4 MAFUTA VAUTIN	5	12.3m	12.6m (1)	8.7m (2)	1:59.28	27.92s	27.58s
5 SCOOB OPERATOR	6	13.3m	18.3m (0)	15.4m (1)	1:59.36	27.98s	27.20s
6 PACIFIC DRUMS	7	13.5m	8.3m (1)	4.6m (2)	1:59.37	27.94s	27.95s
7 KASH US BACK	8	14.7m	17.1m (1)	12.8m (2)	1:59.46	27.88s	27.48s
10 TULHURST ACE	9	29.7m	13.4m (0)	12.2m (0)	2:00.53	28.10s	28.59s

Finish Position and metres gained from 800m



**Home of Australian Harness Sectionals**  
 PJ Harness Analyser      Daily Raw Data directly to your inbox

**NEW All Victorian Racing added as of 17 January 2022**

[www.pjdata.com.au](http://www.pjdata.com.au)    [admin@pjdata.com.au](mailto:admin@pjdata.com.au)    [www.facebook.com/PJHarnessRacing](https://www.facebook.com/PJHarnessRacing)

RISE Digital, Harness Racing Australia nor the provider accepts any responsibility for the completeness or accuracy of any of the information contained herein, and makes no representations about its suitability for any particular purpose. Users should make their own judgements about those matters and/or seek independent advice. You assume all risks associated with use of data provided on this page

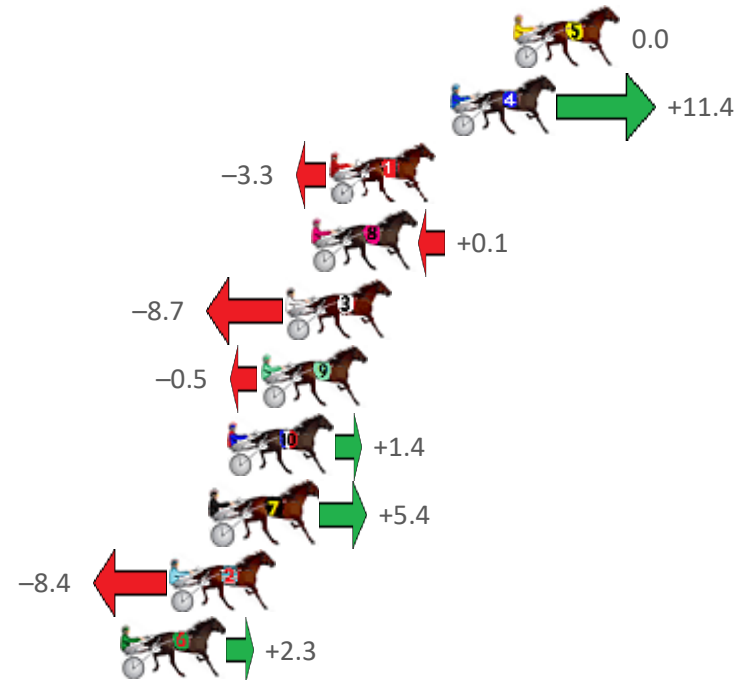
# Albion Park Race 2 Distance 1660m

Saturday, 5 November 2022

Gross Time: 1:56.70 MileRate: 1:53.10 LeadTime: 3.40s First Qtr: 27.90s Second Qtr: 29.40s Third Qtr: 27.90s Fourth Qtr: 28.10s

NoHorse	Plc	Mar	800 Posi	400 Posi	Time	3rd Qtr	4th Qtr
5 ROCK BOTTOM	1	0.0m	0.0m (0)	0.0m (0)	1:56.70	27.90s	28.10s
4 GLENLEDI BOY	2	2.5m	13.9m (1)	9.2m (2)	1:56.88	27.58s	27.64s
1 KEAYANG MARVEN	3	7.3m	4.0m (0)	4.0m (0)	1:57.24	27.90s	28.36s
8 RYANS GANGSTER	4	8.0m	8.1m (0)	8.6m (0)	1:57.29	27.94s	28.09s
3 SWAYZEE	5	9.0m	0.3m (1)	0.6m (1)	1:57.36	27.92s	28.72s
9 MISTERY ROAD	6	10.0m	9.5m (1)	4.6m (2)	1:57.44	27.56s	28.52s
10 PARAMA	7	11.3m	12.7m (0)	12.7m (0)	1:57.53	27.90s	28.05s
7 ITS MR CLOONEY	8	11.9m	17.3m (0)	9.8m (1)	1:57.58	27.38s	28.30s
2 TUAPEKA GLORY	9	13.6m	5.2m (1)	5.2m (1)	1:57.70	27.90s	28.74s
6 SCOTCH EN ICE	10	15.6m	17.9m (1)	13.2m (2)	1:57.85	27.58s	28.33s

Finish Position and metres gained from 800m



**Home of Australian Harness Sectionals**  
 PJ Harness Analyser      Daily Raw Data directly to your inbox

**NEW All Victorian Racing added as of 17 January 2022**

[www.pjdata.com.au](http://www.pjdata.com.au)    [admin@pjdata.com.au](mailto:admin@pjdata.com.au)    [www.facebook.com/PJHarnessRacing](https://www.facebook.com/PJHarnessRacing)

RISE Digital, Harness Racing Australia nor the provider accepts any responsibility for the completeness or accuracy of any of the information contained herein, and makes no representations about its suitability for any particular purpose. Users should make their own judgements about those matters and/or seek independent advice. You assume all risks associated with use of data provided on this page

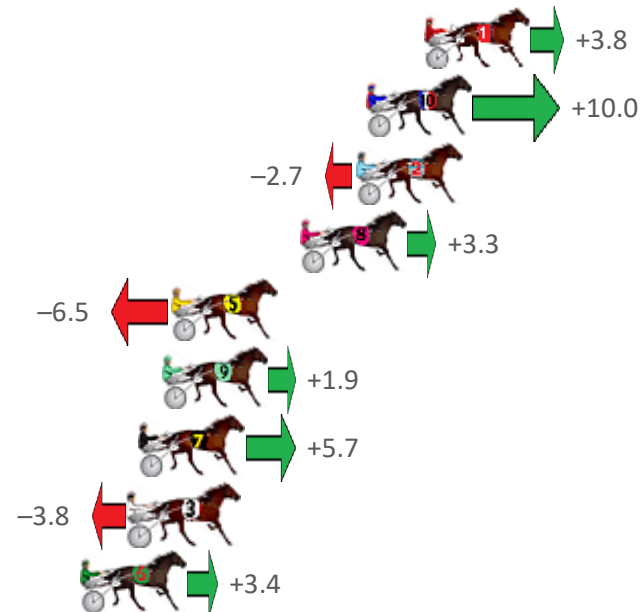
# Albion Park Race 3 Distance 1660m

Saturday, 5 November 2022

Gross Time: 1:56.20 MileRate: 1:52.70 LeadTime: 3.40s First Qtr: 27.60s Second Qtr: 29.90s Third Qtr: 27.50s Fourth Qtr: 27.80s

NoHorse	Plc	Mar	800 Posi	400 Posi	Time	3rd Qtr	4th Qtr
1 WARFARE	1	0.0m	3.8m (0)	4.1m (0)	1:56.20	27.52s	27.52s
10 MAKE MINE MEMPH	2	2.3m	12.3m (1)	2.3m (2)	1:56.37	26.82s	27.81s
2 ROCKNROLL CLASSIC	3	2.7m	0.0m (0)	0.0m (0)	1:56.40	27.50s	28.00s
8 OBI ONE	4	4.9m	8.2m (0)	7.9m (0)	1:56.56	27.48s	27.62s
5 COMMODORE JUJO	5	10.0m	3.5m (1)	3.5m (1)	1:56.93	27.50s	28.29s
9 RANGER BOMB	6	10.4m	12.3m (0)	12.2m (0)	1:56.96	27.50s	27.72s
7 ESCALERA	7	11.3m	17.0m (0)	12.2m (1)	1:57.03	27.18s	27.79s
3 JONAH JONES	8	11.7m	7.9m (1)	7.6m (1)	1:57.06	27.48s	28.14s
6 INFATUATION	9	13.6m	17.0m (1)	7.6m (2)	1:57.19	26.86s	28.27s

Finish Position and metres gained from 800m



**Home of Australian Harness Sectionals**  
 PJ Harness Analyser      Daily Raw Data directly to your inbox

**NEW** All Victorian Racing added as of 17 January 2022

[www.pjdata.com.au](http://www.pjdata.com.au)   
 [admin@pjdata.com.au](mailto:admin@pjdata.com.au)   
 [www.facebook.com/PJHarnessRacing](https://www.facebook.com/PJHarnessRacing)

RISE Digital, Harness Racing Australia nor the provider accepts any responsibility for the completeness or accuracy of any of the information contained herein, and makes no representations about its suitability for any particular purpose. Users should make their own judgements about those matters and/or seek independent advice. You assume all risks associated with use of data provided on this page

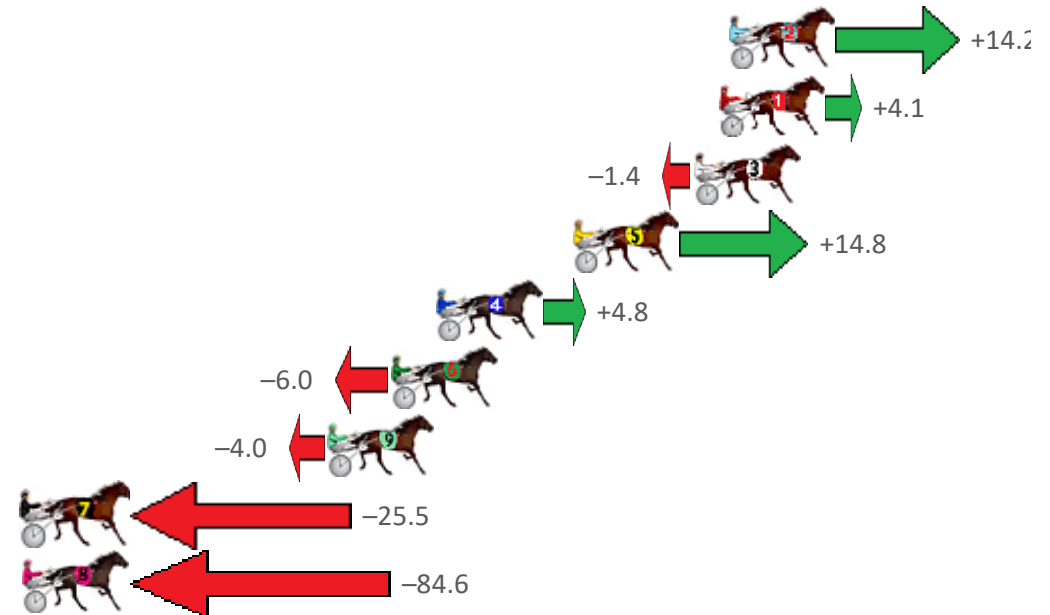
# Albion Park Race 4 Distance 2138m

Saturday, 5 November 2022

Gross Time: 2:35.70 MileRate: 1:57.20 LeadTime: 36.90s First Qtr: 30.70s Second Qtr: 29.80s Third Qtr: 28.40s Fourth Qtr: 29.90s

NoHorse	Plc	Mar	800 Posi	400 Posi	Time	3rd Qtr	4th Qtr
2 KINGDOM COME	1	0.0m	14.2m (0)	13.8m (0)	2:35.70	28.40s	28.90s
1 RED CASTLETON	2	0.4m	4.5m (0)	5.0m (0)	2:35.73	28.44s	29.57s
3 VAN SANK	3	1.4m	0.0m (0)	0.0m (0)	2:35.81	28.40s	30.01s
5 ZEALOUS SPUR	4	6.2m	21.0m (1)	23.2m (1)	2:36.19	28.60s	28.71s
4 FATHER CHRISTMAS	5	11.6m	16.4m (1)	18.8m (1)	2:36.61	28.60s	29.45s
6 SIR FAHRENHEIT	6	13.4m	7.4m (1)	8.6m (1)	2:36.75	28.50s	30.33s
9 MAJESTIC HARRY	7	15.9m	11.9m (1)	14.4m (1)	2:36.95	28.60s	30.11s
7 HUMBLE LADD	8	28.3m	2.8m (1)	3.9m (1)	2:37.92	28.48s	31.84s
8 SUGARINSPICE	9	93.7m	9.1m (0)	8.8m (0)	2:43.04	28.40s	36.60s

Finish Position and metres gained from 800m





**Home of Australian Harness Sectionals**

PJ Harness Analyser      Daily Raw Data directly to your inbox

**NEW** All Victorian Racing added as of 17 January 2022

www.pjdata.com.au    admin@pjdata.com.au    www.facebook.com/PJHarnessRacing



RISE Digital, Harness Racing Australia nor the provider accepts any responsibility for the completeness or accuracy of any of the information contained herein, and makes no representations about its suitability for any particular purpose. Users should make their own judgements about those matters and/or seek independent advice. You assume all risks associated with use of data provided on this page

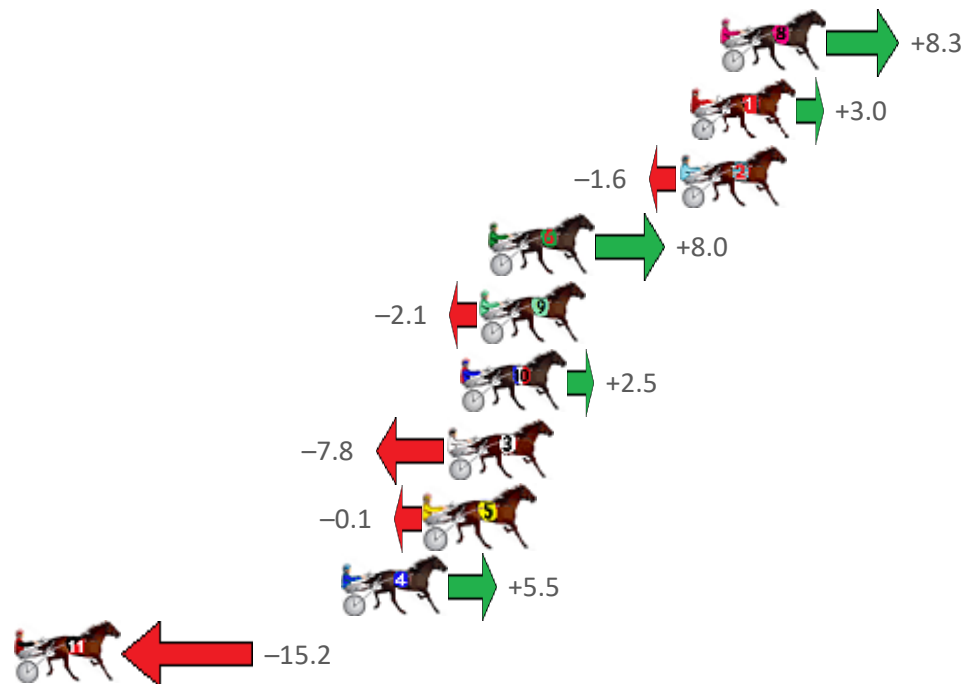
# Albion Park Race 5 Distance 1660m

Saturday, 5 November 2022

Gross Time: 1:56.00 MileRate: 1:52.40 LeadTime: 3.40s First Qtr: 26.60s Second Qtr: 30.20s Third Qtr: 27.10s Fourth Qtr: 28.70s

NoHorse	Plc	Mar	800 Posi	400 Posi	Time	3rd Qtr	4th Qtr
8 SPEED DATING	1	0.0m	8.3m (0)	9.2m (0)	1:56.00	27.18s	28.06s
1 TAKINGCAREOFBUSI	2	1.2m	4.2m (0)	5.2m (0)	1:56.09	27.18s	28.43s
2 FUTURE ASSURED	3	1.6m	0.0m (0)	0.0m (0)	1:56.12	27.10s	28.82s
6 STOMPPEM	4	9.2m	17.2m (0)	17.6m (0)	1:56.69	27.16s	28.17s
9 MOSSDALE MAC	5	9.5m	7.4m (1)	6.9m (1)	1:56.72	27.08s	28.94s
10 WE ALWAYS HAVE F	6	10.3m	12.8m (0)	13.3m (0)	1:56.78	27.16s	28.56s
3 BRIGADIERS SON	7	10.8m	3.0m (1)	1.7m (1)	1:56.81	27.02s	29.39s
5 CHAL BE	8	11.7m	11.6m (1)	11.0m (1)	1:56.88	27.08s	28.82s
4 HARRY KANE	9	15.0m	20.5m (1)	16.2m (1)	1:57.13	26.84s	28.71s
11 TARGARYEN	10	31.5m	16.3m (1)	9.2m (2)	1:58.37	26.64s	30.43s

Finish Position and metres gained from 800m





**Home of Australian Harness Sectionals**  
 PJ Harness Analyser      Daily Raw Data directly to your inbox

**NEW** All Victorian Racing added as of 17 January 2022

[www.pjdata.com.au](http://www.pjdata.com.au)   
 [admin@pjdata.com.au](mailto:admin@pjdata.com.au)   
 [www.facebook.com/PJHarnessRacing](https://www.facebook.com/PJHarnessRacing)



RISE Digital, Harness Racing Australia nor the provider accepts any responsibility for the completeness or accuracy of any of the information contained herein, and makes no representations about its suitability for any particular purpose. Users should make their own judgements about those matters and/or seek independent advice. You assume all risks associated with use of data provided on this page




# Albion Park Race 6 Distance 2138m

Saturday, 5 November 2022

Gross Time: 2:31.70 MileRate: 1:54.20 LeadTime: 36.20s First Qtr: 28.80s Second Qtr: 29.90s Third Qtr: 28.40s Fourth Qtr: 28.40s

NoHorse	Plc	Mar	800 Posi	400 Posi	Time	3rd Qtr	4th Qtr
3 BETTOR JIGGLE	1	0.0m	4.0m (0)	4.0m (0)	2:31.70	28.40s	28.12s
7 SOEXTRA	2	3.1m	0.0m (0)	0.0m (0)	2:31.93	28.40s	28.63s
4 DOCTA FEELGOOD	3	24.8m	10.8m (1)	13.0m (1)	2:33.55	28.56s	29.33s
5 KARLOO BRADLEY	4	25.3m	6.8m (1)	8.5m (1)	2:33.59	28.52s	29.69s
8 ISOLATION	5	27.3m	12.2m (0)	13.3m (0)	2:33.74	28.48s	29.50s
2 GELDOF	6	32.2m	15.0m (1)	18.1m (2)	2:34.10	28.62s	29.52s
10 KATACHA MAN	7	32.6m	17.0m (0)	18.7m (0)	2:34.13	28.52s	29.51s
11 LYRICAL GENIUS	8	33.3m	22.7m (1)	25.5m (1)	2:34.18	28.60s	29.08s
12 CANT BLUFF YOU	9	35.9m	26.9m (1)	29.5m (1)	2:34.38	28.58s	29.00s
6 THE SPORTZ STAR	10	38.6m	21.3m (0)	21.5m (1)	2:34.58	28.42s	29.76s
1 WOODLEA DIEGO	11	39.0m	7.9m (0)	9.1m (0)	2:34.61	28.48s	30.67s
9 YEP GOT CHOOKS	12	45.8m	18.7m (1)	21.8m (2)	2:35.12	28.62s	30.28s

Finish Position and metres gained from 800m



**Home of Australian Harness Sectionals**  
 PJ Harness Analyser      Daily Raw Data directly to your inbox

**All Victorian Racing added as of 17 January 2022**

www.pjdata.com.au    admin@pjdata.com.au    www.facebook.com/PJHarnessRacing

RISE Digital, Harness Racing Australia nor the provider accepts any responsibility for the completeness or accuracy of any of the information contained herein, and makes no representations about its suitability for any particular purpose. Users should make their own judgements about those matters and/or seek independent advice. You assume all risks associated with use of data provided on this page

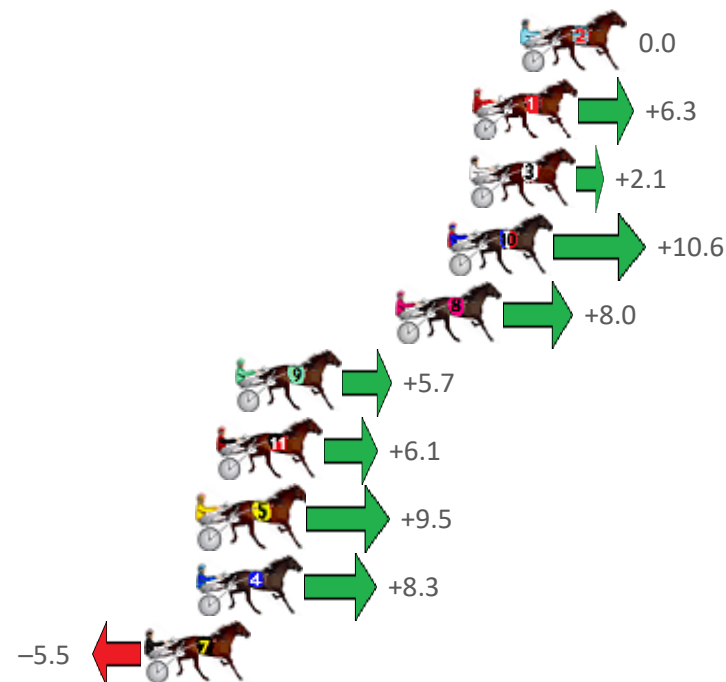
# Albion Park Race 7 Distance 1660m

Saturday, 5 November 2022

Gross Time: 1:56.50 MileRate: 1:52.90 LeadTime: 3.30s First Qtr: 27.60s Second Qtr: 30.80s Third Qtr: 27.50s Fourth Qtr: 27.30s

NoHorse	Plc	Mar	800 Posi	400 Posi	Time	3rd Qtr	4th Qtr
2 BLACKSADANCE	1	0.0m	0.0m (0)	0.0m (0)	1:56.50	27.50s	27.30s
1 TOMMY LINCOLN	2	1.9m	8.2m (0)	8.2m (0)	1:56.64	27.50s	26.88s
3 MACH DA VINCI	3	2.0m	4.1m (0)	4.1m (0)	1:56.64	27.50s	27.16s
10 UNCLE SHANK	4	2.9m	13.5m (1)	11.2m (2)	1:56.71	27.34s	26.75s
8 WILL THE WIZARD	5	4.9m	12.9m (0)	12.3m (0)	1:56.85	27.46s	26.81s
9 ZAHVEN BANNER	6	11.3m	17.0m (0)	15.6m (1)	1:57.31	27.40s	27.05s
11 BIG WHEELS	7	12.0m	18.1m (1)	15.6m (2)	1:57.36	27.32s	27.10s
5 SWAGGIE SHANNON	8	12.7m	22.2m (1)	19.4m (2)	1:57.41	27.30s	26.89s
4 STAR GALLERIA	9	12.8m	21.1m (0)	20.0m (1)	1:57.42	27.42s	26.86s
7 CARDLESFROMHEAV	10	14.9m	9.4m (1)	7.1m (1)	1:57.57	27.34s	27.89s

Finish Position and metres gained from 800m



**Home of Australian Harness Sectionals**  
 PJ Harness Analyser      Daily Raw Data directly to your inbox

**NEW** All Victorian Racing added as of 17 January 2022

[www.pjdata.com.au](http://www.pjdata.com.au)   
 [admin@pjdata.com.au](mailto:admin@pjdata.com.au)   
 [www.facebook.com/PJHarnessRacing](https://www.facebook.com/PJHarnessRacing)

RISE Digital, Harness Racing Australia nor the provider accepts any responsibility for the completeness or accuracy of any of the information contained herein, and makes no representations about its suitability for any particular purpose. Users should make their own judgements about those matters and/or seek independent advice. You assume all risks associated with use of data provided on this page

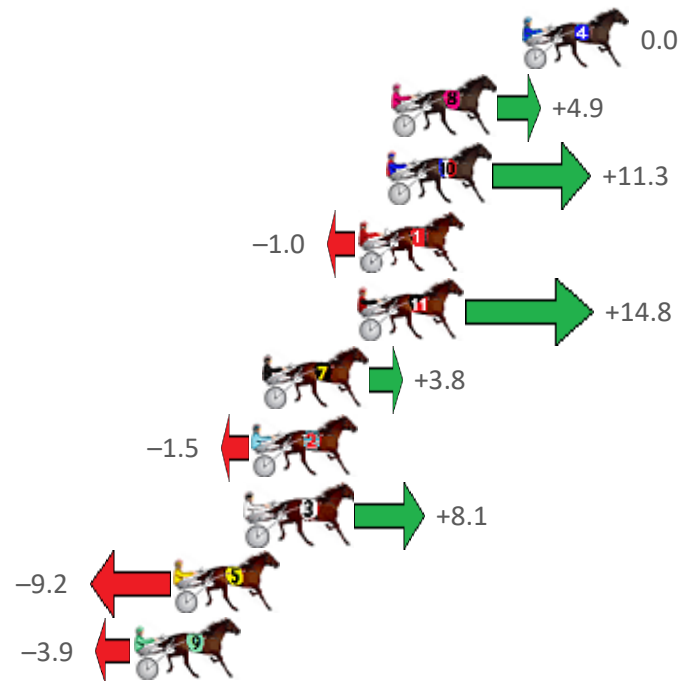
# Albion Park Race 8 Distance 1660m

Saturday, 5 November 2022

Gross Time: 1:58.80 MileRate: 1:55.10 LeadTime: 3.50s First Qtr: 28.10s Second Qtr: 31.20s Third Qtr: 27.90s Fourth Qtr: 28.10s

NoHorse	Plc	Mar	800 Posi	400 Posi	Time	3rd Qtr	4th Qtr
4 DELIGHTFUL REASO	1	0.0m	0.0m (0)	0.0m (0)	1:58.80	27.90s	28.10s
8 OAXACAN DREAM	2	5.2m	10.1m (0)	10.4m (0)	1:59.18	27.92s	27.76s
10 GIRL FROM OZ	3	5.4m	16.7m (2)	9.8m (2)	1:59.20	27.42s	27.82s
1 BETTERTHANDIAMO	4	6.5m	5.5m (0)	5.2m (0)	1:59.28	27.88s	28.22s
11 CALA JANE	4	6.5m	21.3m (1)	13.8m (2)	1:59.28	27.38s	27.62s
7 LUCKY NUTTER	6	10.3m	14.1m (0)	14.4m (0)	1:59.56	27.92s	27.86s
2 MISS VERSTAPPEN	7	10.7m	9.2m (1)	7.8m (1)	1:59.59	27.80s	28.35s
3 ONLY ONCE BITTEN	8	10.9m	19.0m (0)	12.7m (1)	1:59.61	27.46s	28.03s
5 DANCE IN THE SUN	9	13.8m	4.6m (1)	4.0m (1)	1:59.82	27.86s	28.84s
9 FAIRY TINKABELL	10	15.4m	11.5m (2)	6.0m (2)	1:59.94	27.52s	28.82s

Finish Position and metres gained from 800m



**Home of Australian Harness Sectionals**  
 PJ Harness Analyser      Daily Raw Data directly to your inbox

**NEW** All Victorian Racing added as of 17 January 2022

[www.pjdata.com.au](http://www.pjdata.com.au)   
 [admin@pjdata.com.au](mailto:admin@pjdata.com.au)   
 [www.facebook.com/PJHarnessRacing](https://www.facebook.com/PJHarnessRacing)

RISE Digital, Harness Racing Australia nor the provider accepts any responsibility for the completeness or accuracy of any of the information contained herein, and makes no representations about its suitability for any particular purpose. Users should make their own judgements about those matters and/or seek independent advice. You assume all risks associated with use of data provided on this page



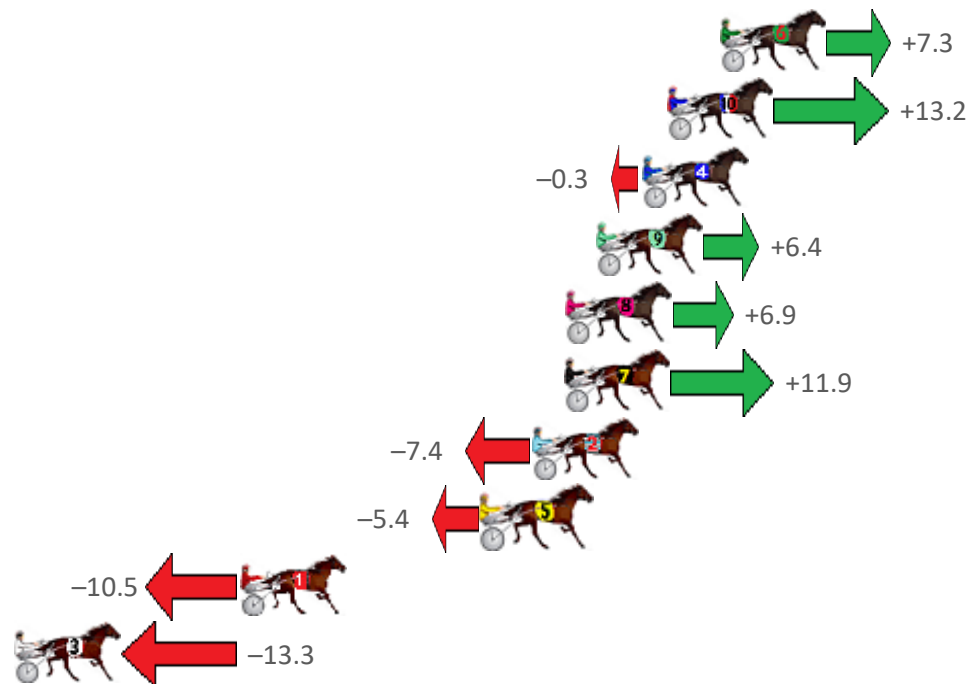
# Albion Park Race 9 Distance 1660m

Saturday, 5 November 2022

Gross Time: 1:56.60 MileRate: 1:53.10 LeadTime: 3.40s First Qtr: 27.30s Second Qtr: 29.10s Third Qtr: 28.50s Fourth Qtr: 28.30s

NoHorse	Plc	Mar	800 Posi	400 Posi	Time	3rd Qtr	4th Qtr
6 TIMS A TROOPER	1	0.0m	7.3m (1)	4.5m (1)	1:56.60	28.30s	27.98s
10 IMA SOCIALITE	2	2.1m	15.3m (1)	13.0m (2)	1:56.76	28.34s	27.54s
4 UPTOWN BEACHGIR	3	3.1m	2.8m (1)	0.6m (1)	1:56.83	28.34s	28.49s
9 RACY ROXY	4	4.9m	11.3m (1)	9.1m (2)	1:56.96	28.34s	28.02s
8 AWAYWEGO	5	6.1m	13.0m (0)	12.5m (1)	1:57.05	28.46s	27.87s
7 MISTY CREEK	6	6.2m	18.1m (0)	16.4m (1)	1:57.06	28.38s	27.60s
2 MAGICAL MAYA	7	7.4m	0.0m (0)	0.0m (0)	1:57.15	28.50s	28.85s
5 ALTA REVELRY	8	9.4m	4.0m (0)	4.0m (0)	1:57.30	28.50s	28.72s
1 BETTYS GOLD CLASS	9	19.0m	8.5m (0)	8.5m (0)	1:58.01	28.50s	29.11s
3 BETTING ORIGIN	10	33.1m	19.8m (1)	18.7m (2)	1:59.06	28.42s	29.44s

Finish Position and metres gained from 800m



**Home of Australian Harness Sectionals**  
 PJ Harness Analyser      Daily Raw Data directly to your inbox

**NEW** All Victorian Racing added as of 17 January 2022

[www.pjdata.com.au](http://www.pjdata.com.au)   
 [admin@pjdata.com.au](mailto:admin@pjdata.com.au)   
 [www.facebook.com/PJHarnessRacing](https://www.facebook.com/PJHarnessRacing)

RISE Digital, Harness Racing Australia nor the provider accepts any responsibility for the completeness or accuracy of any of the information contained herein, and makes no representations about its suitability for any particular purpose. Users should make their own judgements about those matters and/or seek independent advice. You assume all risks associated with use of data provided on this page

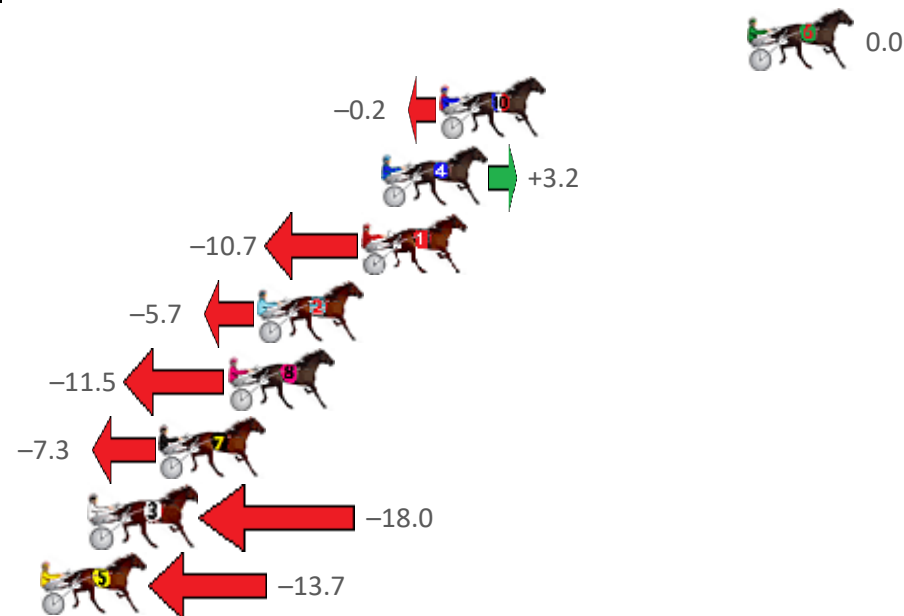
# Albion Park Race 10 Distance 1660m

Saturday, 5 November 2022

Gross Time: 1:58.80 MileRate: 1:55.20 LeadTime: 3.40s First Qtr: 28.60s Second Qtr: 29.80s Third Qtr: 28.20s Fourth Qtr: 28.80s

NoHorse	Plc	Mar	800 Posi	400 Posi	Time	3rd Qtr	4th Qtr
6 THE MAHARANI	1	0.0m	0.0m (0)	0.0m (0)	1:58.80	28.20s	28.80s
10 WATCHFUL LADY	2	12.2m	12.0m (1)	6.2m (1)	1:59.72	27.85s	29.23s
4 KEAYANG TARA	3	14.5m	17.7m (0)	16.2m (0)	1:59.90	28.18s	28.68s
1 DELIGHTFUL RAINBO	4	15.3m	4.6m (0)	5.6m (0)	1:59.96	28.34s	29.49s
2 SHESA POCKETROCK	5	19.4m	13.7m (0)	16.2m (2)	2:00.27	28.48s	29.03s
8 LOVIN MISS DIXIE	6	20.6m	9.1m (0)	10.2m (0)	2:00.36	28.37s	29.54s
7 SCENE OF TERROR	7	23.3m	16.0m (1)	10.0m (2)	2:00.56	27.89s	29.75s
3 HEAVENLY WISDOM	8	26.0m	8.0m (1)	12.8m (1)	2:00.77	28.66s	29.75s
5 MALINJANG	9	35.4m	21.7m (1)	27.0m (0)	2:01.48	28.75s	29.40s

Finish Position and metres gained from 800m



**Home of Australian Harness Sectionals**  
 PJ Harness Analyser      Daily Raw Data directly to your inbox

**All Victorian Racing added as of 17 January 2022**

[www.pjdata.com.au](http://www.pjdata.com.au)   
 [admin@pjdata.com.au](mailto:admin@pjdata.com.au)   
 [www.facebook.com/PJHarnessRacing](https://www.facebook.com/PJHarnessRacing)

RISE Digital, Harness Racing Australia nor the provider accepts any responsibility for the completeness or accuracy of any of the information contained herein, and makes no representations about its suitability for any particular purpose. Users should make their own judgements about those matters and/or seek independent advice. You assume all risks associated with use of data provided on this page