

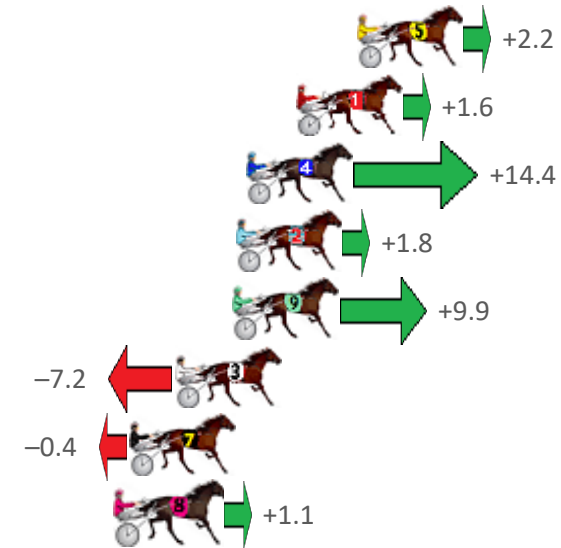
# Redcliffe Race 1 Distance 1780m

Wednesday, 12 October 2022

Gross Time: 2:09.80 MileRate: 1:57.30 LeadTime: 11.30s First Qtr: 29.60s Second Qtr: 31.10s Third Qtr: 29.20s Fourth Qtr: 28.60s

NoHorse	Plc	Mar	800 Posi	400 Posi	Time	3rd Qtr	4th Qtr
5 IDEAL TIGER	1	0.0m	2.2m (1)	0.0m (1)	2:09.80	29.04s	28.60s
1 ALLAMBIE	2	2.4m	4.0m (0)	4.6m (0)	2:09.98	29.24s	28.44s
4 MARIANNA BROMA	3	4.4m	18.8m (1)	7.4m (2)	2:10.13	28.38s	28.39s
2 FAIREACHDAINN	4	4.8m	6.6m (1)	6.0m (1)	2:10.16	29.16s	28.51s
9 COURAGEOUS SAM	5	4.9m	14.8m (1)	3.2m (2)	2:10.17	28.37s	28.72s
3 PRECIOUS CULLEN	6	7.2m	0.0m (0)	0.2m (0)	2:10.34	29.22s	29.10s
7 IMA BEACH BABE	7	9.0m	8.6m (0)	9.2m (0)	2:10.48	29.24s	28.59s
8 IL MAXIMUS	8	9.5m	10.6m (1)	10.0m (1)	2:10.51	29.16s	28.56s

## Finish Position and metres gained from 800m



**Home of Australian Harness Sectionals**  
 PJ Harness Analyser      Daily Raw Data directly to your inbox

**NEW All Victorian Racing added as of 17 January 2022**

[www.pjdata.com.au](http://www.pjdata.com.au)    [admin@pjdata.com.au](mailto:admin@pjdata.com.au)    [www.facebook.com/PJHarnessRacing](https://www.facebook.com/PJHarnessRacing)

RISE Digital, Harness Racing Australia nor the provider accepts any responsibility for the completeness or accuracy of any of the information contained herein, and makes no representations about its suitability for any particular purpose. Users should make their own judgements about those matters and/or seek independent advice. You assume all risks associated with use of data provided on this page


# Redcliffe Race 2 Distance 2040m

Wednesday, 12 October 2022

Gross Time: 2:34.30 MileRate: 2:01.70 LeadTime: 33.30s First Qtr: 31.80s Second Qtr: 31.20s Third Qtr: 29.30s Fourth Qtr: 28.70s

NoHorse	Plc	Mar	800 Posi	400 Posi	Time	3rd Qtr	4th Qtr
3 BETTOR ROCKNROLL	1	0.0m	2.8m (1)	1.6m (1)	2:34.30	29.21s	28.59s
2 VODKA EN ICE	2	0.4m	0.0m (0)	0.0m (0)	2:34.33	29.30s	28.73s
6 ROCKNROLL DA GA	3	4.1m	10.6m (1)	10.6m (1)	2:34.61	29.30s	28.24s
7 REGAL NIGHTSHADE	4	4.6m	8.6m (0)	9.4m (0)	2:34.65	29.35s	28.36s
1 BEACH ON FIRE	5	4.7m	4.4m (0)	5.0m (0)	2:34.65	29.34s	28.68s
9 DELIGHTFUL RAINBO	6	7.9m	12.6m (0)	13.4m (0)	2:34.90	29.35s	28.31s
8 LARA BAY	7	9.6m	6.6m (1)	6.2m (1)	2:35.02	29.27s	28.94s
4 UNDERTHEKILT	8	13.7m	14.6m (1)	16.0m (1)	2:35.33	29.40s	28.54s
5 MISS MIA	9	14.8m	18.4m (0)	19.4m (0)	2:35.42	29.37s	28.37s

Finish Position and metres gained from 800m



**Home of Australian Harness Sectionals**  
 PJ Harness Analyser      Daily Raw Data directly to your inbox

**NEW All Victorian Racing added as of 17 January 2022**

[www.pjdata.com.au](http://www.pjdata.com.au)   
 [admin@pjdata.com.au](mailto:admin@pjdata.com.au)   
 [www.facebook.com/PJHarnessRacing](https://www.facebook.com/PJHarnessRacing)

RISE Digital, Harness Racing Australia nor the provider accepts any responsibility for the completeness or accuracy of any of the information contained herein, and makes no representations about its suitability for any particular purpose. Users should make their own judgements about those matters and/or seek independent advice. You assume all risks associated with use of data provided on this page

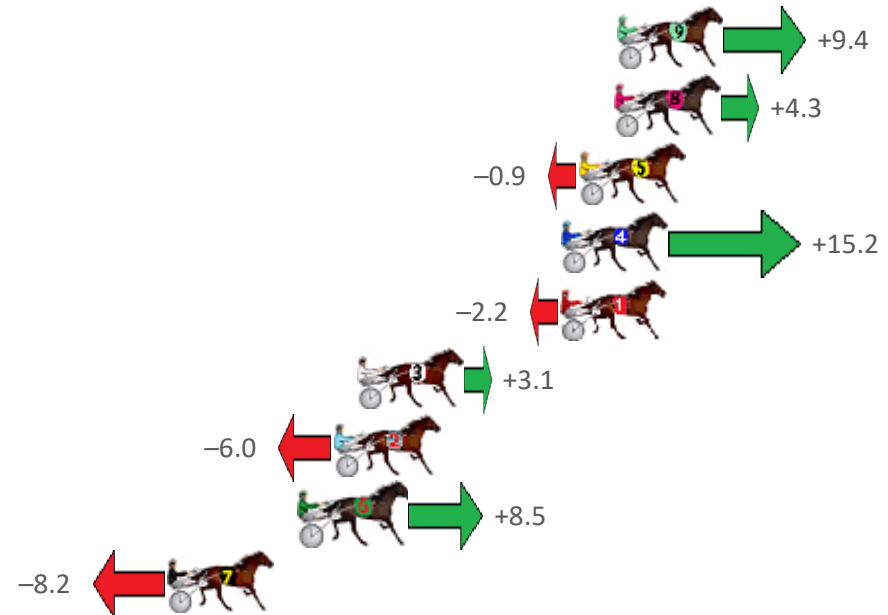
# Redcliffe Race 3 Distance 1780m

Wednesday, 12 October 2022

Gross Time: 2:11.90 MileRate: 1:59.20 LeadTime: 11.60s First Qtr: 30.60s Second Qtr: 31.00s Third Qtr: 29.30s Fourth Qtr: 29.40s

NoHorse	Plc	Mar	800 Posi	400 Posi	Time	3rd Qtr	4th Qtr
9 THE RAGNBONE MA	1	0.0m	9.4m (1)	2.8m (2)	2:11.90	28.82s	29.20s
8 MY ULTIMATE CLIPP	2	0.1m	4.4m (0)	4.0m (0)	2:11.91	29.27s	29.11s
5 OUR BOY ROY	3	1.5m	0.6m (1)	0.4m (1)	2:12.02	29.29s	29.48s
4 ABBEY DIADEMA	4	2.2m	17.4m (1)	14.8m (2)	2:12.07	29.11s	<b>28.48s</b>
1 SHAKATIE	5	2.2m	<b>0.0m (0)</b>	<b>0.0m (0)</b>	2:12.07	29.30s	29.56s
3 JAYDES TERROR	6	10.3m	13.4m (1)	13.0m (1)	2:12.69	29.27s	29.20s
2 BELLA GODIVA	7	11.2m	5.2m (1)	8.6m (1)	2:12.76	29.55s	29.59s
6 ROLLONX	8	12.5m	21.0m (2)	10.2m (2)	2:12.86	<b>28.51s</b>	29.57s
7 DESTINY BLUES	9	17.8m	9.6m (0)	11.2m (0)	2:13.27	29.42s	29.88s

Finish Position and metres gained from 800m





### Home of Australian Harness Sectionals

PJ Harness Analyser      Daily Raw Data directly to your inbox

**NEW** All Victorian Racing added as of 17 January 2022

[www.pjdata.com.au](http://www.pjdata.com.au)   
 [admin@pjdata.com.au](mailto:admin@pjdata.com.au)   
 [www.facebook.com/PJHarnessRacing](https://www.facebook.com/PJHarnessRacing)

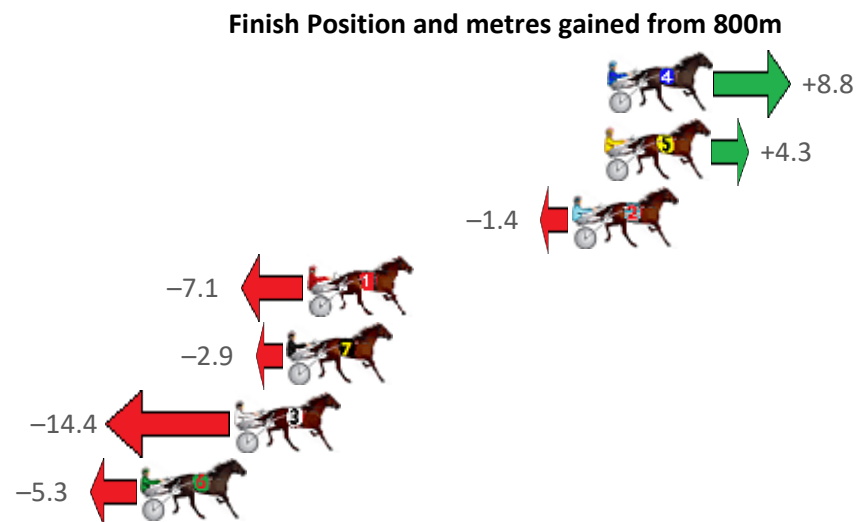


# Redcliffe Race 4 Distance 2040m

Wednesday, 12 October 2022

Gross Time: 2:29.40 MileRate: 1:57.90 LeadTime: 30.30s First Qtr: 30.90s Second Qtr: 30.00s Third Qtr: 29.10s Fourth Qtr: 29.10s

No Horse	Plc	Mar	800 Posi	400 Posi	Time	3rd Qtr	4th Qtr
4 GELDOF	1	0.0m	8.8m (1)	10.2m (2)	2:29.40	29.20s	28.36s
5 BE MY ROCK	2	0.1m	4.4m (1)	5.2m (2)	2:29.41	29.16s	28.73s
2 RAANI	3	1.4m	0.0m (0)	0.0m (0)	2:29.51	29.10s	29.20s
1 OYSTER STRIDE	4	11.9m	4.8m (0)	5.4m (0)	2:30.31	29.14s	29.57s
7 THE SPORTZ STAR	5	12.7m	9.8m (0)	9.8m (1)	2:30.37	29.10s	29.31s
3 DOLLARBILL	6	14.8m	0.4m (1)	2.4m (1)	2:30.53	29.24s	30.00s
6 BAKER CREEK	7	18.5m	13.2m (1)	14.4m (1)	2:30.81	29.19s	29.40s





**Home of Australian Harness Sectionals**  
 PJ Harness Analyser      Daily Raw Data directly to your inbox

**NEW** All Victorian Racing added as of 17 January 2022

[www.pjdata.com.au](http://www.pjdata.com.au)   
 [admin@pjdata.com.au](mailto:admin@pjdata.com.au)   
 [www.facebook.com/PJHarnessRacing](https://www.facebook.com/PJHarnessRacing)



RISE Digital, Harness Racing Australia nor the provider accepts any responsibility for the completeness or accuracy of any of the information contained herein, and makes no representations about its suitability for any particular purpose. Users should make their own judgements about those matters and/or seek independent advice. You assume all risks associated with use of data provided on this page


# Redcliffe Race 5 Distance 1780m

Wednesday, 12 October 2022

Gross Time: 2:12.80 MileRate: 2:00.10 LeadTime: 11.40s First Qtr: 31.10s Second Qtr: 31.30s Third Qtr: 29.00s Fourth Qtr: 30.00s

NoHorse	Plc	Mar	800 Posi	400 Posi	Time	3rd Qtr	4th Qtr
1 CIRCLE LINE	1	0.0m	0.0m (0)	0.0m (0)	2:12.80	29.00s	30.00s
3 EAGLES RESPONSE	2	0.4m	0.6m (1)	1.2m (1)	2:12.83	29.04s	29.94s
8 SIGNOR JUJON	3	0.4m	9.0m (1)	5.8m (2)	2:12.83	28.77s	29.60s
9 MOTU AMETHYST	4	0.8m	13.2m (1)	10.4m (2)	2:12.86	28.81s	29.28s
2 SONNY ORLANDO	5	3.3m	5.0m (1)	5.6m (1)	2:13.06	29.05s	29.83s
6 PACIFIC COIN	6	5.8m	14.0m (0)	10.2m (1)	2:13.26	28.73s	29.67s
5 TACTFILLY MIRACLE	7	6.1m	17.4m (1)	15.0m (1)	2:13.28	28.84s	29.34s
4 JANG PEL	8	8.2m	9.8m (0)	11.4m (0)	2:13.44	29.12s	29.76s
7 TEACHERS PET	9	25.3m	4.4m (0)	6.6m (0)	2:14.79	29.14s	31.39s

## Finish Position and metres gained from 800m





**Home of Australian Harness Sectionals**  
 PJ Harness Analyser      Daily Raw Data directly to your inbox

**NEW All Victorian Racing added as of 17 January 2022**

[www.pjdata.com.au](http://www.pjdata.com.au)   
 [admin@pjdata.com.au](mailto:admin@pjdata.com.au)   
 [www.facebook.com/PJHarnessRacing](https://www.facebook.com/PJHarnessRacing)



RISE Digital, Harness Racing Australia nor the provider accepts any responsibility for the completeness or accuracy of any of the information contained herein, and makes no representations about its suitability for any particular purpose. Users should make their own judgements about those matters and/or seek independent advice. You assume all risks associated with use of data provided on this page

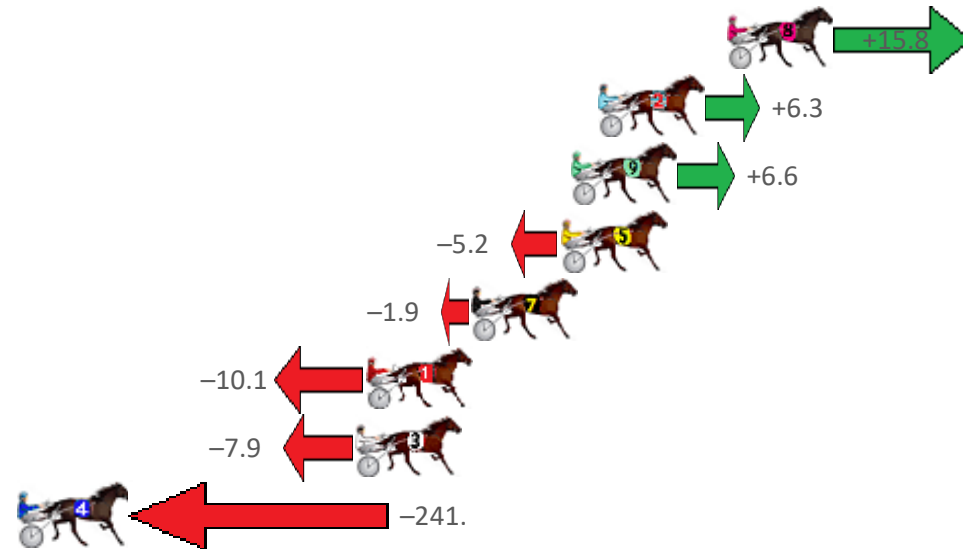
# Redcliffe Race 6 Distance 1780m

Wednesday, 12 October 2022

Gross Time: 2:12.90 MileRate: 2:00.10 LeadTime: 11.20s First Qtr: 29.70s Second Qtr: 30.60s Third Qtr: 31.40s Fourth Qtr: 30.00s

NoHorse	Plc	Mar	800 Posi	400 Posi	Time	3rd Qtr	4th Qtr
8 THREE MACHS	1	0.0m	15.8m (1)	3.4m (2)	2:12.90	30.45s	29.75s
2 WEASEL	2	5.1m	11.4m (1)	9.8m (2)	2:13.30	31.27s	29.65s
9 CARIBBEAN ROCKET	3	6.2m	12.8m (0)	15.2m (2)	2:13.39	31.57s	29.33s
5 DARBY BRIGHTS	4	6.6m	1.4m (1)	0.0m (1)	2:13.42	31.30s	30.49s
7 NEVAEVABEND	5	10.1m	8.2m (0)	11.2m (1)	2:13.69	31.63s	29.92s
1 TORQUE TO THE MA	6	14.3m	4.2m (0)	7.6m (0)	2:14.02	31.67s	30.50s
3 OUR DOLLY	7	14.7m	6.8m (1)	6.0m (1)	2:14.06	31.35s	30.65s
4 IMA CHICK MAGNET	8	241.4m	0.0m (0)	3.6m (0)	2:31.87	32.09s	47.74s

Finish Position and metres gained from 800m





**Home of Australian Harness Sectionals**

PJ Harness Analyser      Daily Raw Data directly to your inbox

**NEW** All Victorian Racing added as of 17 January 2022

www.pjdata.com.au    admin@pjdata.com.au    www.facebook.com/PJHarnessRacing



RISE Digital, Harness Racing Australia nor the provider accepts any responsibility for the completeness or accuracy of any of the information contained herein, and makes no representations about its suitability for any particular purpose. Users should make their own judgements about those matters and/or seek independent advice. You assume all risks associated with use of data provided on this page

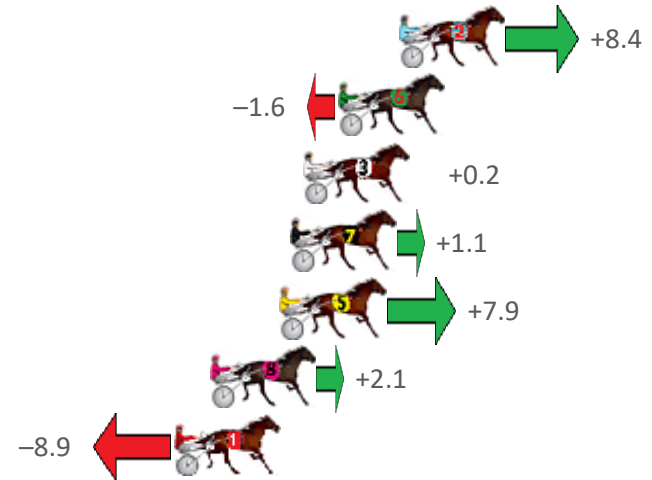
# Redcliffe Race 7 Distance 2040m

Wednesday, 12 October 2022

Gross Time: 2:34.30 MileRate: 2:01.70 LeadTime: 32.70s First Qtr: 31.30s Second Qtr: 31.50s Third Qtr: 29.30s Fourth Qtr: 29.50s

NoHorse	Plc	Mar	800 Posi	400 Posi	Time	3rd Qtr	4th Qtr
2 SHAKALAKABOOMB	1	0.0m	8.4m (1)	10.6m (1)	2:34.30	29.46s	<b>28.72s</b>
6 MY SECRET BEACH	2	2.4m	0.8m (0)	<b>0.0m (0)</b>	2:34.49	29.24s	29.68s
3 HIT THE TRACK	3	3.8m	4.0m (1)	6.4m (1)	2:34.59	29.48s	29.31s
7 KUDOS MASON	4	4.3m	5.4m (0)	4.2m (0)	2:34.63	<b>29.21s</b>	29.51s
5 CHEDDAR MADE BET	5	4.7m	12.6m (1)	14.8m (1)	2:34.66	29.46s	28.76s
8 LEFTMEATTHEBAR	6	7.5m	9.6m (0)	8.4m (0)	2:34.88	<b>29.21s</b>	29.43s
1 JUST ONE GOOD ON	7	8.9m	<b>0.0m (1)</b>	2.0m (1)	2:34.99	29.44s	30.01s

Finish Position and metres gained from 800m



**Home of Australian Harness Sectionals**  
PJ Harness Analyser      Daily Raw Data directly to your inbox

**NEW** All Victorian Racing added as of 17 January 2022

www.pjdata.com.au    admin@pjdata.com.au    www.facebook.com/PJHarnessRacing

RISE Digital, Harness Racing Australia nor the provider accepts any responsibility for the completeness or accuracy of any of the information contained herein, and makes no representations about its suitability for any particular purpose. Users should make their own judgements about those matters and/or seek independent advice. You assume all risks associated with use of data provided on this page

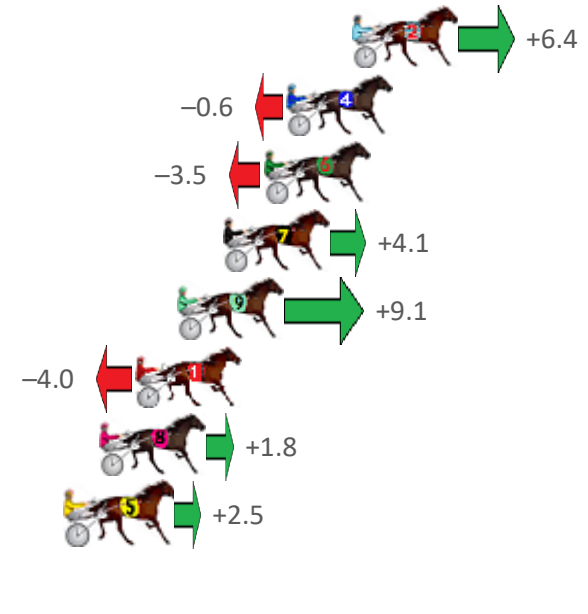
# Redcliffe Race 8 Distance 1780m

Wednesday, 12 October 2022

Gross Time: 2:16.50 MileRate: 2:03.50 LeadTime: 11.70s First Qtr: 34.30s Second Qtr: 32.90s Third Qtr: 28.50s Fourth Qtr: 29.10s

NoHorse	Plc	Mar	800 Posi	400 Posi	Time	3rd Qtr	4th Qtr
2 MATAI REACTOR	1	0.0m	6.4m (1)	5.2m (1)	2:16.50	28.42s	28.72s
4 BERTILS FIREFOX	2	2.6m	2.0m (1)	1.0m (1)	2:16.70	28.43s	29.22s
6 ROCCO VARIETY	3	3.5m	0.0m (0)	0.0m (0)	2:16.77	28.50s	29.35s
7 JAMAICAN RESORT	4	5.1m	9.2m (0)	9.2m (0)	2:16.89	28.50s	28.80s
9 WAVEDANCER	5	6.9m	16.0m (1)	15.4m (2)	2:17.03	28.46s	28.49s
1 BABY GINNIE	6	8.6m	4.6m (0)	4.6m (0)	2:17.16	28.50s	29.39s
8 DATSINAHURRI	7	10.0m	11.8m (1)	14.0m (1)	2:17.26	28.66s	28.81s
5 JUKEBOX JET	8	11.3m	13.8m (0)	14.4m (0)	2:17.36	28.55s	28.88s
3 WHATA REACTOR	9	26.4m	18.2m (0)	19.4m (1)	2:18.52	28.58s	29.61s

Finish Position and metres gained from 800m



**Home of Australian Harness Sectionals**  
 PJ Harness Analyser      Daily Raw Data directly to your inbox

All Victorian Racing added as of 17 January 2022

[www.pjdata.com.au](http://www.pjdata.com.au)   
 [admin@pjdata.com.au](mailto:admin@pjdata.com.au)   
 [www.facebook.com/PJHarnessRacing](https://www.facebook.com/PJHarnessRacing)

RISE Digital, Harness Racing Australia nor the provider accepts any responsibility for the completeness or accuracy of any of the information contained herein, and makes no representations about its suitability for any particular purpose. Users should make their own judgements about those matters and/or seek independent advice. You assume all risks associated with use of data provided on this page



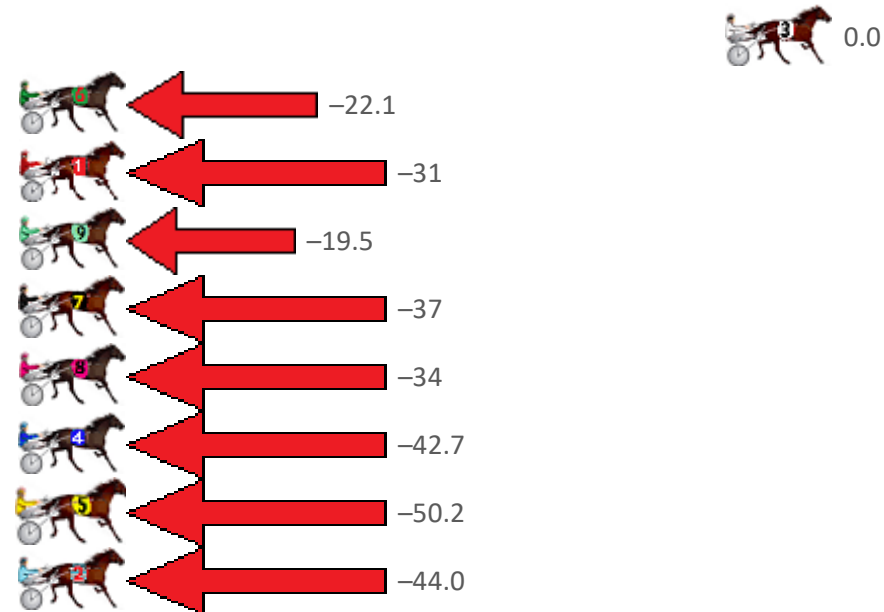
# Redcliffe Race 9 Distance 1780m

Wednesday, 12 October 2022

Gross Time: 2:12.80 MileRate: 2:00.10 LeadTime: 11.90s First Qtr: 31.20s Second Qtr: 31.70s Third Qtr: 28.90s Fourth Qtr: 29.10s

NoHorse	Plc	Mar	800 Posi	400 Posi	Time	3rd Qtr	4th Qtr
3 AUGUSTA HANOVER	1	0.0m	0.0m (0)	0.0m (0)	2:12.80	28.90s	29.10s
6 VILLAGE SMIRKER	2	35.5m	13.4m (0)	24.0m (1)	2:15.51	29.66s	29.93s
1 MONTANA ONE	3	36.0m	5.2m (0)	15.4m (0)	2:15.55	29.63s	30.59s
9 CHARLIE MY BOY	4	42.1m	22.6m (1)	36.6m (1)	2:16.01	29.91s	29.50s
7 ARVOS	5	45.8m	9.4m (0)	21.6m (0)	2:16.30	29.77s	30.85s
8 HURRIKANE MEL	6	51.4m	18.0m (1)	32.6m (2)	2:16.72	29.95s	30.46s
4 CEE SIXTY THREE	7	51.7m	9.0m (1)	28.6m (1)	2:16.75	30.31s	30.77s
5 GHOST TRAIN	8	54.0m	3.8m (1)	18.4m (1)	2:16.92	29.94s	31.68s
2 ESSO KAY ESS	9	57.6m	13.6m (1)	30.6m (0)	2:17.20	30.12s	31.05s

Finish Position and metres gained from 800m





**Home of Australian Harness Sectionals**  
 PJ Harness Analyser      Daily Raw Data directly to your inbox

**NEW** All Victorian Racing added as of 17 January 2022

[www.pjdata.com.au](http://www.pjdata.com.au)   
 [admin@pjdata.com.au](mailto:admin@pjdata.com.au)   
 [www.facebook.com/PJHarnessRacing](https://www.facebook.com/PJHarnessRacing)



RISE Digital, Harness Racing Australia nor the provider accepts any responsibility for the completeness or accuracy of any of the information contained herein, and makes no representations about its suitability for any particular purpose. Users should make their own judgements about those matters and/or seek independent advice. You assume all risks associated with use of data provided on this page