

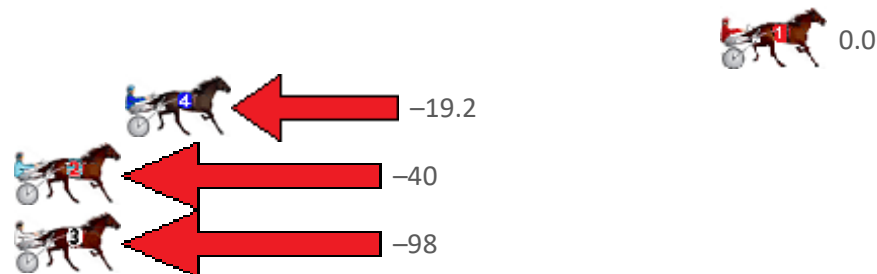
Albion Park Race 1 Distance 2138m

Tuesday, 4 October 2022

Gross Time: 2:41.40 MileRate: 2:01.50 LeadTime: 42.60s First Qtr: 30.20s Second Qtr: 31.30s Third Qtr: 29.00s Fourth Qtr: 28.30s

NoHorse	Plc	Mar	800 Posi	400 Posi	Time	3rd Qtr	4th Qtr
1 YOU NO ILL BE LATE	1	0.0m	0.0m (0)	0.0m (0)	2:41.40	29.00s	28.30s
4 CONFISCATED	2	23.6m	4.4m (0)	5.6m (0)	2:43.15	29.08s	29.65s
2 PARIS KAY	3	97.7m	58.3m (0)	63.8m (0)	2:48.66	29.34s	31.02s
3 SHEZA CHANCE	4	241.5m	144.3m (0)	160.6m (0)	2:59.36	30.04s	34.82s

Finish Position and metres gained from 800m



Home of Australian Harness Sectionals
PJ Harness Analyser Daily Raw Data directly to your inbox

All Victorian Racing added as of 17 January 2022

www.pjdata.com.au admin@pjdata.com.au www.facebook.com/PJHarnessRacing

RISE Digital, Harness Racing Australia nor the provider accepts any responsibility for the completeness or accuracy of any of the information contained herein, and makes no representations about its suitability for any particular purpose. Users should make their own judgements about those matters and/or seek independent advice. You assume all risks associated with use of data provided on this page

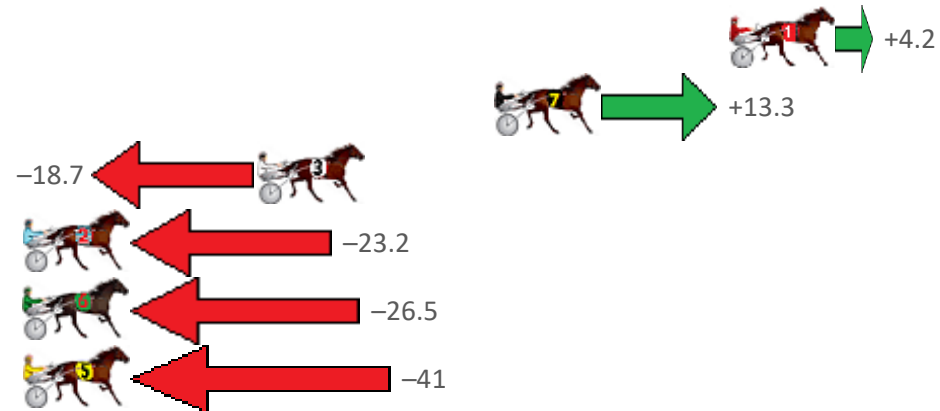
Albion Park Race 2 Distance 1660m

Tuesday, 4 October 2022

Gross Time: 1:58.90 MileRate: 1:55.30 LeadTime: 3.40s First Qtr: 27.80s Second Qtr: 30.20s Third Qtr: 28.50s Fourth Qtr: 29.00s

No Horse	Plc	Mar	800 Posi	400 Posi	Time	3rd Qtr	4th Qtr
1 QUEENSLANDER	1	0.0m	4.2m (0)	4.5m (0)	1:58.90	28.52s	28.68s
7 MORETTA	2	9.3m	22.6m (1)	6.7m (2)	1:59.61	27.38s	29.23s
3 GIRL FROM ROSEDAL	3	18.7m	0.0m (0)	0.0m (0)	2:00.32	28.50s	30.42s
2 WANDARY DELIGHT	4	36.8m	13.6m (1)	10.1m (0)	2:01.70	28.26s	31.08s
6 BURTON	5	45.1m	18.6m (0)	15.7m (0)	2:02.33	28.30s	31.31s
5 LUCKY JIM	6	45.8m	5.1m (1)	9.0m (1)	2:02.39	28.78s	31.85s

Finish Position and metres gained from 800m





Home of Australian Harness Sectionals
 PJ Harness Analyser Daily Raw Data directly to your inbox

NEW All Victorian Racing added as of 17 January 2022

www.pjdata.com.au
 admin@pjdata.com.au
 www.facebook.com/PJHarnessRacing



RISE Digital, Harness Racing Australia nor the provider accepts any responsibility for the completeness or accuracy of any of the information contained herein, and makes no representations about its suitability for any particular purpose. Users should make their own judgements about those matters and/or seek independent advice. You assume all risks associated with use of data provided on this page

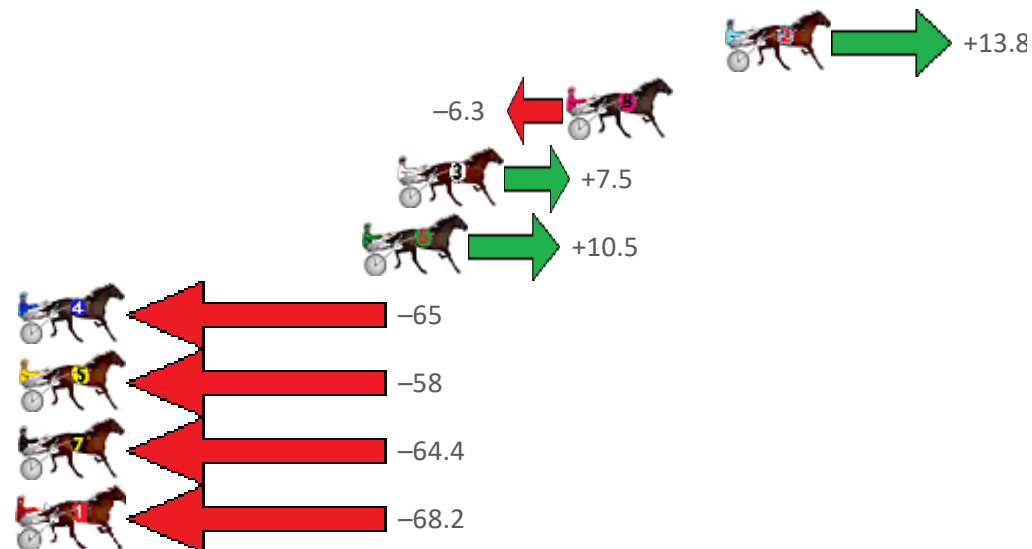
Albion Park Race 3 Distance 1628m

Tuesday, 4 October 2022

Gross Time: 2:02.10 MileRate: 2:00.70 LeadTime: 2.60s First Qtr: 30.10s Second Qtr: 29.50s Third Qtr: 29.10s Fourth Qtr: 30.80s

NoHorse	Plc	Mar	800 Posi	400 Posi	Time	3rd Qtr	4th Qtr
2 KENETURIO	1	0.0m	13.8m (0)	15.1m (0)	2:02.10	29.22s	29.68s
8 MISS MEMPHIS	2	6.3m	0.0m (0)	0.0m (0)	2:02.61	29.10s	31.31s
3 GLENEAGLE REIGN	3	13.0m	20.5m (0)	21.5m (0)	2:03.15	29.22s	30.25s
6 YSMIR	4	14.4m	24.9m (0)	26.3m (0)	2:03.26	29.26s	30.00s
4 RAZZLEME DAZZLEM	5	81.6m	16.6m (1)	45.1m (0)	2:08.67	31.26s	34.01s
5 HOLD MY HAT DOUG	6	128.9m	71.6m (0)	84.9m (0)	2:12.49	30.24s	34.87s
7 UWOHALI	7	144.3m	79.9m (0)	95.6m (0)	2:13.73	30.44s	35.31s
1 WEWILLSEEHOWWE	8	155.0m	86.8m (0)	102.4m (0)	2:14.59	30.44s	35.67s

Finish Position and metres gained from 800m





Home of Australian Harness Sectionals
 PJ Harness Analyser Daily Raw Data directly to your inbox

NEW All Victorian Racing added as of 17 January 2022

www.pjdata.com.au
 admin@pjdata.com.au
 www.facebook.com/PJHarnessRacing



RISE Digital, Harness Racing Australia nor the provider accepts any responsibility for the completeness or accuracy of any of the information contained herein, and makes no representations about its suitability for any particular purpose. Users should make their own judgements about those matters and/or seek independent advice. You assume all risks associated with use of data provided on this page

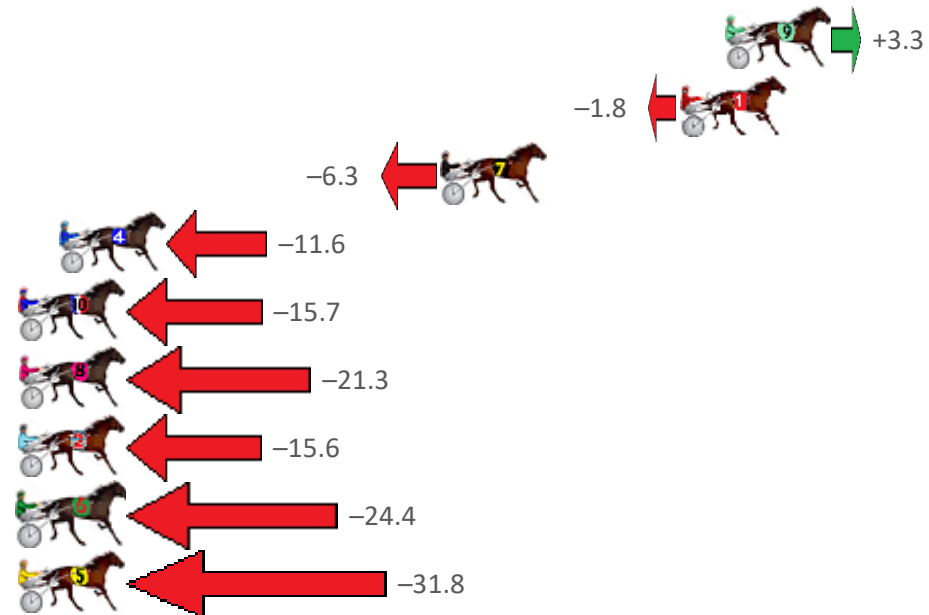
Albion Park Race 4 Distance 2138m

Tuesday, 4 October 2022

Gross Time: 2:41.80 MileRate: 2:00.10 LeadTime: 41.70s First Qtr: 29.90s Second Qtr: 30.80s Third Qtr: 29.30s Fourth Qtr: 30.10s

NoHorse	Plc	Mar	800 Posi	400 Posi	Time	3rd Qtr	4th Qtr
9 KENNY KEKO	1	0.0m	3.3m (1)	1.6m (1)	2:41.80	29.18s	29.98s
1 JUST CALL ME MOLL	2	1.8m	0.0m (0)	0.0m (0)	2:41.94	29.30s	30.24s
7 AURORA	3	11.3m	5.0m (0)	4.9m (0)	2:42.69	29.30s	30.63s
4 MONARO MAKO	4	26.4m	14.8m (1)	15.7m (0)	2:43.88	29.38s	31.02s
10 HAMMER SON	5	32.2m	16.5m (0)	30.3m (0)	2:44.34	30.34s	30.40s
8 KAPAI	6	32.3m	11.0m (1)	16.3m (1)	2:44.35	29.70s	31.45s
2 MY RUMOUR HAS IT	7	45.8m	30.2m (0)	42.3m (0)	2:45.41	30.22s	30.59s
6 YEA YOU	8	82.3m	57.9m (0)	55.3m (0)	2:48.29	29.16s	32.51s
5 JACCKA WATCH	9	84.3m	52.5m (0)	61.0m (0)	2:48.45	29.98s	32.25s

Finish Position and metres gained from 800m



Home of Australian Harness Sectionals
 PJ Harness Analyser Daily Raw Data directly to your inbox

All Victorian Racing added as of 17 January 2022

www.pjdata.com.au
 admin@pjdata.com.au
 www.facebook.com/PJHarnessRacing

RISE Digital, Harness Racing Australia nor the provider accepts any responsibility for the completeness or accuracy of any of the information contained herein, and makes no representations about its suitability for any particular purpose. Users should make their own judgements about those matters and/or seek independent advice. You assume all risks associated with use of data provided on this page

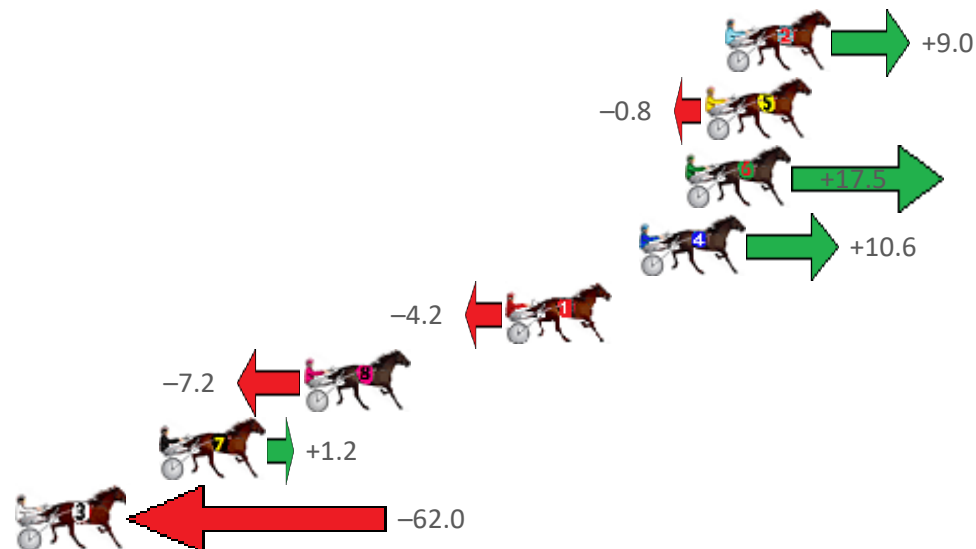
Albion Park Race 5 Distance 2138m

Tuesday, 4 October 2022

Gross Time: 2:40.50 MileRate: 2:00.80 LeadTime: 42.10s First Qtr: 30.10s Second Qtr: 31.00s Third Qtr: 28.70s Fourth Qtr: 28.60s

NoHorse	Plc	Mar	800 Posi	400 Posi	Time	3rd Qtr	4th Qtr
2 LEESA CASTLETON	1	0.0m	9.0m (0)	10.7m (0)	2:40.50	28.82s	27.84s
5 IM THE COMMANDO	2	0.8m	0.0m (0)	0.0m (0)	2:40.56	28.70s	28.66s
6 KAR MANOR	3	1.6m	19.1m (1)	2.3m (1)	2:40.62	27.50s	28.56s
4 RIGONDEAUX	4	3.4m	14.0m (1)	15.7m (0)	2:40.76	28.82s	27.74s
1 THE REAPER	5	8.7m	4.5m (0)	6.2m (0)	2:41.15	28.82s	28.81s
8 MATATOKI	6	16.7m	9.5m (1)	8.4m (1)	2:41.75	28.62s	29.25s
7 RILEY MOMENT	7	22.4m	23.6m (1)	12.4m (1)	2:42.18	27.90s	29.40s
3 IGNITE	8	67.1m	5.1m (1)	20.2m (1)	2:45.54	29.78s	32.20s

Finish Position and metres gained from 800m



Home of Australian Harness Sectionals
 PJ Harness Analyser Daily Raw Data directly to your inbox

NEW All Victorian Racing added as of 17 January 2022

www.pjdata.com.au
 admin@pjdata.com.au
 www.facebook.com/PJHarnessRacing

RISE Digital, Harness Racing Australia nor the provider accepts any responsibility for the completeness or accuracy of any of the information contained herein, and makes no representations about its suitability for any particular purpose. Users should make their own judgements about those matters and/or seek independent advice. You assume all risks associated with use of data provided on this page

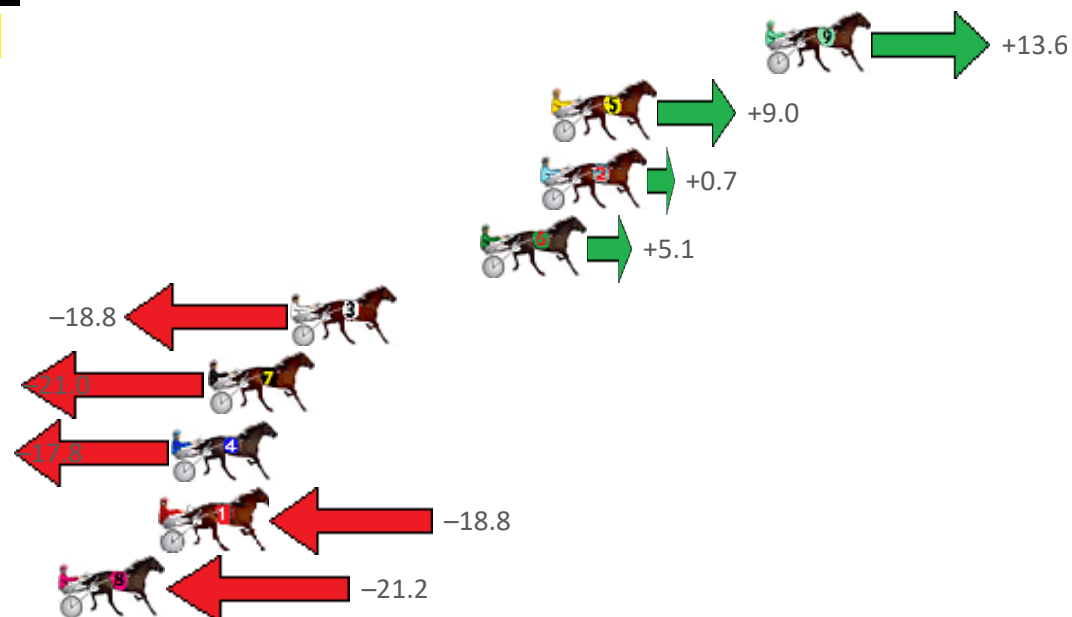
Albion Park Race 6 Distance 1660m

Tuesday, 4 October 2022

Gross Time: 1:57.00 MileRate: 1:53.40 LeadTime: 3.40s First Qtr: 27.90s Second Qtr: 29.20s Third Qtr: 28.50s Fourth Qtr: 28.00s

NoHorse	Plc	Mar	800 Posi	400 Posi	Time	3rd Qtr	4th Qtr
9 BETTORS HOPE	1	0.0m	13.6m (1)	5.7m (2)	1:57.00	27.94s	27.60s
5 FAST TRACKER	2	8.5m	17.5m (1)	9.7m (2)	1:57.63	27.94s	27.95s
2 LITTLELIONELJAMES	3	8.9m	9.6m (1)	1.7m (1)	1:57.66	27.94s	28.54s
6 BETTERTHANAROCK	4	11.3m	16.4m (0)	10.8m (1)	1:57.83	28.10s	28.07s
3 THE POOBAH	5	18.8m	0.0m (0)	0.0m (0)	1:58.38	28.50s	29.38s
7 CHAINLINC	6	22.1m	1.1m (1)	1.1m (2)	1:58.63	28.50s	29.55s
4 ONE LAST ROLL	7	23.5m	5.7m (1)	6.3m (1)	1:58.73	28.54s	29.29s
1 ROSARITO	8	23.9m	5.1m (0)	4.0m (0)	1:58.76	28.42s	29.48s
8 FRANCO NATHAN	9	31.9m	10.7m (0)	9.1m (0)	1:59.35	28.38s	29.71s

Finish Position and metres gained from 800m



Home of Australian Harness Sectionals
 PJ Harness Analyser Daily Raw Data directly to your inbox

All Victorian Racing added as of 17 January 2022

www.pjdata.com.au
 admin@pjdata.com.au
 www.facebook.com/PJHarnessRacing

RISE Digital, Harness Racing Australia nor the provider accepts any responsibility for the completeness or accuracy of any of the information contained herein, and makes no representations about its suitability for any particular purpose. Users should make their own judgements about those matters and/or seek independent advice. You assume all risks associated with use of data provided on this page

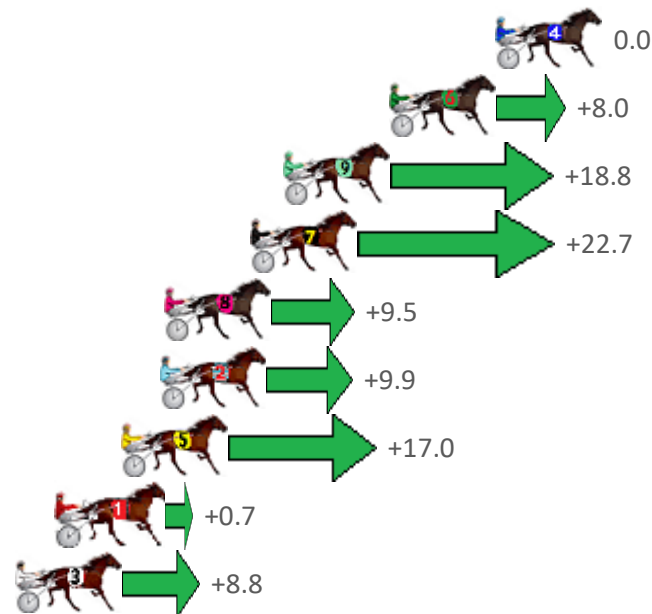
Albion Park Race 7 Distance 1660m

Tuesday, 4 October 2022

Gross Time: 1:55.80 MileRate: 1:52.30 LeadTime: 3.40s First Qtr: 26.20s Second Qtr: 29.90s Third Qtr: 27.80s Fourth Qtr: 28.50s

NoHorse	Plc	Mar	800 Posi	400 Posi	Time	3rd Qtr	4th Qtr
4 HY VOLTAGE	1	0.0m	0.0m (0)	0.0m (0)	1:55.80	27.80s	28.50s
6 TARGARYEN	2	4.2m	12.2m (0)	5.2m (0)	1:56.11	27.32s	28.45s
9 YEP GOT CHOOKS	3	8.4m	27.2m (1)	17.2m (1)	1:56.43	27.12s	27.93s
7 ITZ CHEROKEE JACK	4	9.7m	32.4m (0)	25.7m (2)	1:56.53	27.36s	27.43s
8 COPPERFIELD	5	13.1m	22.6m (0)	14.9m (0)	1:56.78	27.28s	28.44s
2 PARKED IN HEAVEN	6	13.3m	23.2m (1)	12.6m (1)	1:56.80	27.08s	28.62s
5 THERESACHANCE	7	14.8m	31.8m (1)	22.3m (1)	1:56.91	27.16s	28.05s
1 WOODLEA DIEGO	8	17.3m	18.0m (0)	10.9m (0)	1:57.09	27.32s	29.03s
3 STOMPPEM	9	19.0m	27.8m (0)	21.2m (0)	1:57.22	27.36s	28.44s

Finish Position and metres gained from 800m



Home of Australian Harness Sectionals
 PJ Harness Analyser Daily Raw Data directly to your inbox

NEW All Victorian Racing added as of 17 January 2022

www.pjdata.com.au
 admin@pjdata.com.au
 www.facebook.com/PJHarnessRacing

RISE Digital, Harness Racing Australia nor the provider accepts any responsibility for the completeness or accuracy of any of the information contained herein, and makes no representations about its suitability for any particular purpose. Users should make their own judgements about those matters and/or seek independent advice. You assume all risks associated with use of data provided on this page

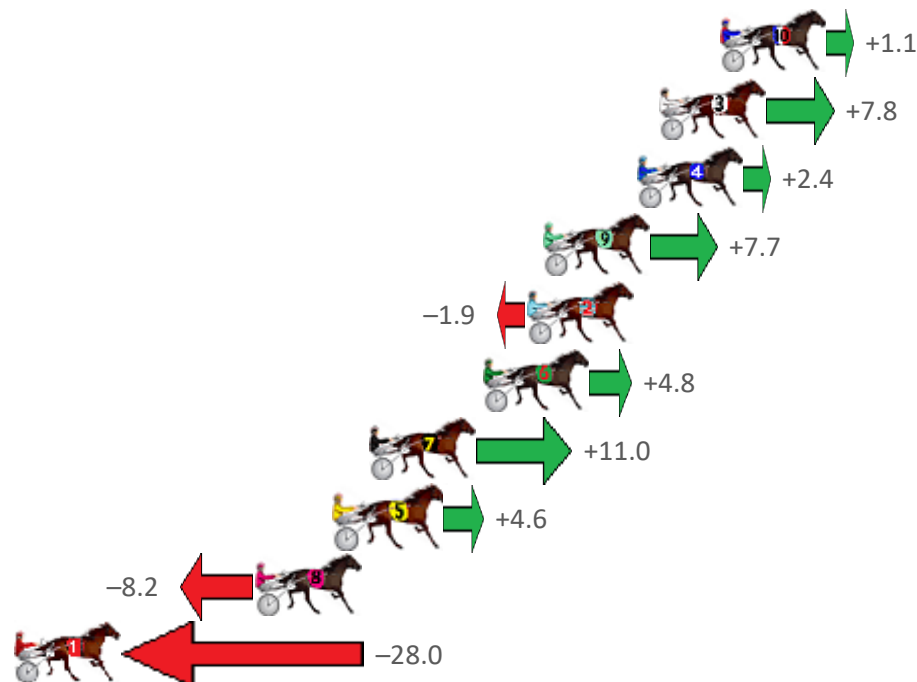
Albion Park Race 8 Distance 1660m

Tuesday, 4 October 2022

Gross Time: 1:58.30 MileRate: 1:54.70 LeadTime: 3.30s First Qtr: 28.10s Second Qtr: 29.80s Third Qtr: 28.40s Fourth Qtr: 28.70s

NoHorse	Plc	Mar	800 Posi	400 Posi	Time	3rd Qtr	4th Qtr
10 BETTING ORIGIN	1	0.0m	1.1m (1)	0.0m (1)	1:58.30	28.32s	28.70s
3 SHADYS DELIGHT	2	2.4m	10.2m (1)	7.9m (1)	1:58.48	28.24s	28.32s
4 REDBANK MOLLY	3	3.3m	5.7m (1)	4.0m (1)	1:58.55	28.28s	28.67s
9 LANCELOT BROMAC	4	7.0m	14.7m (1)	12.4m (1)	1:58.83	28.24s	28.35s
2 EUGENIEN	5	7.6m	5.7m (0)	5.6m (0)	1:58.87	28.40s	28.87s
6 PUSHINIT UPHILL	6	9.4m	14.2m (0)	14.7m (0)	1:59.01	28.44s	28.37s
7 WILLIEWA LIGHTNIN	7	13.9m	24.9m (1)	21.4m (1)	1:59.35	28.16s	28.23s
5 ROCKNHOLME	8	15.2m	19.8m (1)	16.4m (1)	1:59.45	28.16s	28.69s
8 BETTYS GOLD CLASS	9	18.4m	10.2m (0)	10.7m (0)	1:59.69	28.44s	29.33s
1 SHEREACTS	10	28.0m	0.0m (0)	1.1m (0)	2:00.41	28.48s	30.73s

Finish Position and metres gained from 800m



Home of Australian Harness Sectionals
 PJ Harness Analyser Daily Raw Data directly to your inbox

All Victorian Racing added as of 17 January 2022

www.pjdata.com.au admin@pjdata.com.au www.facebook.com/PJHarnessRacing

RISE Digital, Harness Racing Australia nor the provider accepts any responsibility for the completeness or accuracy of any of the information contained herein, and makes no representations about its suitability for any particular purpose. Users should make their own judgements about those matters and/or seek independent advice. You assume all risks associated with use of data provided on this page

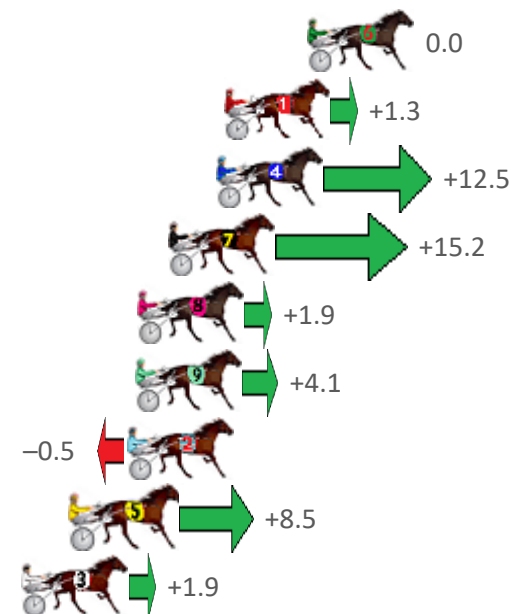
Albion Park Race 9 Distance 1660m

Tuesday, 4 October 2022

Gross Time: 1:58.70 MileRate: 1:55.00 LeadTime: 3.40s First Qtr: 27.50s Second Qtr: 31.60s Third Qtr: 28.00s Fourth Qtr: 28.20s

NoHorse	Plc	Mar	800 Posi	400 Posi	Time	3rd Qtr	4th Qtr
6 LYRICAL GENIUS	1	0.0m	0.0m (0)	0.0m (0)	1:58.70	28.00s	28.20s
1 MUCH BETTOR	2	3.3m	4.6m (0)	4.6m (0)	1:58.94	28.00s	28.12s
4 LE TISSIER	3	3.6m	16.1m (1)	12.0m (1)	1:58.97	27.72s	27.63s
7 KEAYANG MARVEN	4	5.5m	20.7m (1)	16.0m (1)	1:59.11	27.68s	27.49s
8 PARAVANI	5	6.7m	8.6m (0)	8.6m (0)	1:59.20	28.00s	28.10s
9 ARTFUL MAID	6	6.8m	10.9m (1)	7.5m (1)	1:59.20	27.76s	28.18s
2 OUR BONDI BEACH	7	7.1m	6.6m (1)	3.4m (1)	1:59.23	27.78s	28.49s
5 FIRST STRING	8	9.3m	17.8m (0)	16.6m (0)	1:59.39	27.92s	27.73s
3 FALCONS	9	11.3m	13.2m (0)	12.6m (0)	1:59.54	27.96s	28.16s

Finish Position and metres gained from 800m





Home of Australian Harness Sectionals
 PJ Harness Analyser Daily Raw Data directly to your inbox

NEW All Victorian Racing added as of 17 January 2022

www.pjdata.com.au
 admin@pjdata.com.au
 www.facebook.com/PJHarnessRacing




RISE Digital, Harness Racing Australia nor the provider accepts any responsibility for the completeness or accuracy of any of the information contained herein, and makes no representations about its suitability for any particular purpose. Users should make their own judgements about those matters and/or seek independent advice. You assume all risks associated with use of data provided on this page

Albion Park Race 10 Distance 2138m

Tuesday, 4 October 2022

Gross Time: 2:34.20 MileRate: 1:56.10 LeadTime: 37.40s First Qtr: 30.60s Second Qtr: 30.10s Third Qtr: 28.10s Fourth Qtr: 28.00s

NoHorse	Plc	Mar	800 Posi	400 Posi	Time	3rd Qtr	4th Qtr
7 CARDLESFROMHEAV	1	0.0m	20.6m (1)	7.5m (2)	2:34.20	27.18s	27.48s
2 JUMPING JACK JIMM	2	4.9m	0.0m (0)	0.0m (0)	2:34.56	28.10s	28.36s
9 OUR MAJOR DAY	3	10.6m	2.9m (1)	2.3m (1)	2:34.98	28.06s	28.62s
3 TULHURST ACE	4	10.6m	11.5m (1)	11.5m (1)	2:34.98	28.10s	27.98s
10 JONAH JONES	5	12.0m	7.5m (1)	7.5m (1)	2:35.08	28.10s	28.36s
4 HANDSOME HERO	6	15.8m	12.6m (0)	12.6m (0)	2:35.36	28.10s	28.28s
6 COURAGEOUS SAINT	7	16.5m	16.6m (0)	12.6m (2)	2:35.41	27.82s	28.33s
1 MARETTI	8	17.0m	4.0m (0)	4.6m (0)	2:35.45	28.14s	28.93s
8 MAFUTA VAUTIN	9	17.8m	8.6m (0)	8.6m (0)	2:35.51	28.10s	28.71s
5 MOHS EM DOWN	10	18.4m	16.0m (1)	3.5m (2)	2:35.55	27.22s	29.11s





Home of Australian Harness Sectionals
 PJ Harness Analyser Daily Raw Data directly to your inbox

NEW All Victorian Racing added as of 17 January 2022

www.pjdata.com.au
 admin@pjdata.com.au
 www.facebook.com/PJHarnessRacing



RISE Digital, Harness Racing Australia nor the provider accepts any responsibility for the completeness or accuracy of any of the information contained herein, and makes no representations about its suitability for any particular purpose. Users should make their own judgements about those matters and/or seek independent advice. You assume all risks associated with use of data provided on this page