

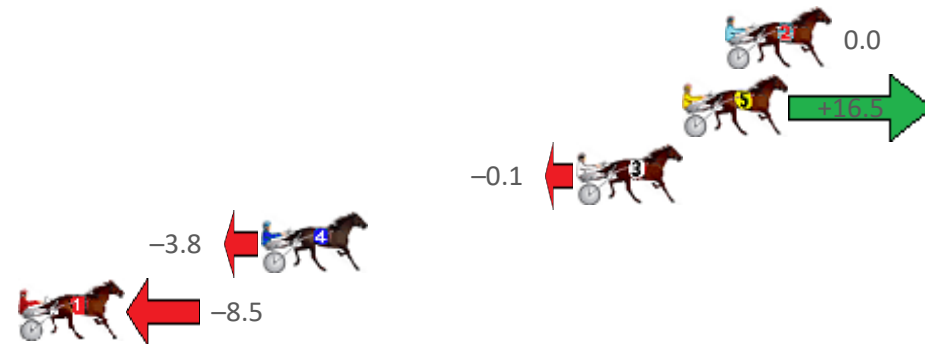
Marburg Race 1 Distance 2200m

Monday, 3 October 2022

Gross Time: 2:51.00 MileRate: 2:05.10 LeadTime: 49.90s First Qtr: 30.30s Second Qtr: 31.70s Third Qtr: 28.90s Fourth Qtr: 30.20s

NoHorse	Plc	Mar	800 Posi	400 Posi	Time	3rd Qtr	4th Qtr
2 SONETTO	1	0.0m	0.0m (0)	0.0m (0)	2:51.00	28.90s	30.20s
5 MILLY AN EYRE	2	1.7m	18.2m (1)	5.2m (1)	2:51.13	27.95s	29.94s
3 DON ABRASCO	3	5.9m	5.8m (0)	6.0m (0)	2:51.47	28.91s	30.19s
4 SET ME FREE	4	18.4m	14.6m (0)	12.8m (0)	2:52.46	28.76s	30.62s
1 CHOCOLATEHANDFU	5	31.5m	23.0m (1)	11.8m (1)	2:53.49	28.05s	31.68s

Finish Position and metres gained from 800m





Home of Australian Harness Sectionals

PJ Harness Analyser Daily Raw Data directly to your inbox

NEW All Victorian Racing added as of 17 January 2022

www.pjdata.com.au admin@pjdata.com.au www.facebook.com/PJHarnessRacing



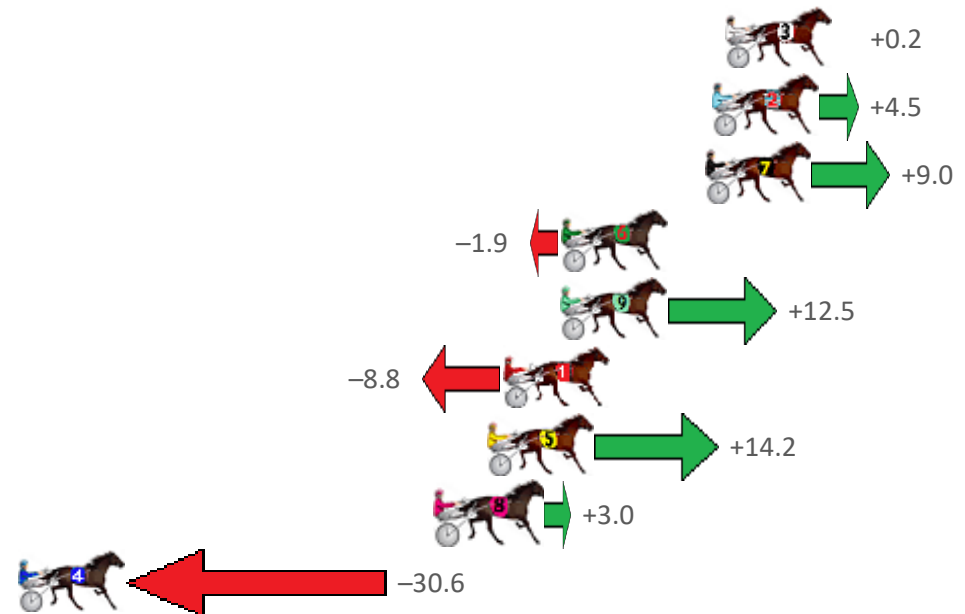
Marburg Race 2 Distance 1850m

Monday, 3 October 2022

Gross Time: 2:18.60 MileRate: 2:00.50 LeadTime: 17.30s First Qtr: 31.70s Second Qtr: 30.80s Third Qtr: 28.30s Fourth Qtr: 30.50s

NoHorse	Plc	Mar	800 Posi	400 Posi	Time	3rd Qtr	4th Qtr
3 TULHURST CUDDLES	1	0.0m	0.2m (1)	0.0m (1)	2:18.60	28.29s	30.50s
2 BEEF CITY STARZZZ	2	0.5m	5.0m (1)	4.6m (1)	2:18.64	28.28s	30.19s
7 SOULWRITER	3	0.8m	9.8m (1)	9.2m (1)	2:18.66	28.28s	29.86s
6 MELTON MAX GENT	4	6.5m	4.6m (0)	4.6m (0)	2:19.12	28.29s	30.64s
9 MISTER WOODPORT	5	6.5m	19.0m (1)	14.6m (1)	2:19.12	28.00s	29.89s
1 MANOFLISA	6	8.8m	0.0m (0)	0.0m (0)	2:19.30	28.28s	31.17s
5 LITTLEDEE	7	9.4m	23.6m (1)	18.8m (1)	2:19.35	27.97s	29.79s
8 CIRCLE LINE	8	11.4m	14.4m (1)	9.8m (2)	2:19.51	27.96s	30.62s
4 SUNDOWNER SHAN	9	41.8m	11.2m (0)	14.6m (0)	2:21.94	28.47s	32.56s

Finish Position and metres gained from 800m





Home of Australian Harness Sectionals
 PJ Harness Analyser Daily Raw Data directly to your inbox

NEW All Victorian Racing added as of 17 January 2022

www.pjdata.com.au
 admin@pjdata.com.au
 www.facebook.com/PJHarnessRacing




Marburg Race 3 Distance 1850m

Monday, 3 October 2022

Gross Time: 2:21.80 MileRate: 2:03.40 LeadTime: 17.90s First Qtr: 32.30s Second Qtr: 32.50s Third Qtr: 29.30s Fourth Qtr: 29.80s

NoHorse	Plc	Mar	800 Posi	400 Posi	Time	3rd Qtr	4th Qtr
1 THE MACH ARMY	1	0.0m	0.0m (0)	0.0m (0)	2:21.80	29.30s	29.80s
7 DALLAS COWGIRL	2	1.6m	5.0m (1)	7.0m (1)	2:21.92	29.45s	29.40s
3 ALLY PINK	3	3.3m	0.8m (1)	1.6m (1)	2:22.06	29.36s	29.93s
6 KIMMIK	4	4.8m	4.4m (0)	4.4m (0)	2:22.17	29.30s	29.83s
2 DARTESIAN	5	8.6m	9.0m (0)	9.4m (0)	2:22.47	29.33s	29.74s
8 BATMAN BART	6	10.7m	13.4m (0)	14.8m (0)	2:22.64	29.41s	29.50s
5 OKANES DEVIL	7	11.3m	10.6m (1)	12.2m (1)	2:22.68	29.42s	29.73s
9 TORQUE IN CONTRO	8	15.9m	15.0m (1)	15.8m (2)	2:23.04	29.36s	29.81s

Finish Position and metres gained from 800m



Home of Australian Harness Sectionals
 PJ Harness Analyser Daily Raw Data directly to your inbox

NEW All Victorian Racing added as of 17 January 2022

www.pjdata.com.au
 admin@pjdata.com.au
 www.facebook.com/PJHarnessRacing

RISE Digital, Harness Racing Australia nor the provider accepts any responsibility for the completeness or accuracy of any of the information contained herein, and makes no representations about its suitability for any particular purpose. Users should make their own judgements about those matters and/or seek independent advice. You assume all risks associated with use of data provided on this page

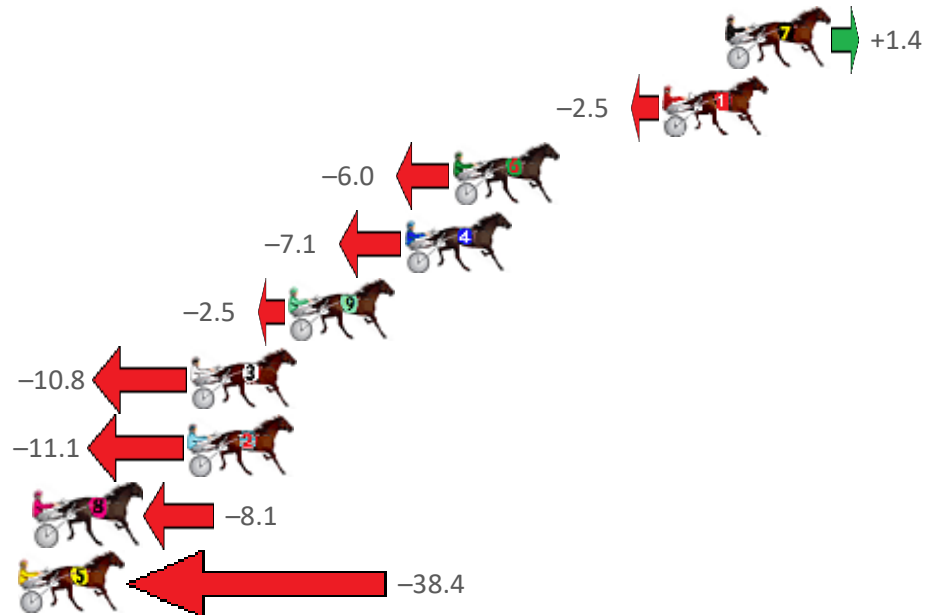
Marburg Race 4 Distance 1850m

Monday, 3 October 2022

Gross Time: 2:16.60 MileRate: 1:58.80 LeadTime: 17.30s First Qtr: 30.00s Second Qtr: 30.70s Third Qtr: 28.80s Fourth Qtr: 29.80s

NoHorse	Plc	Mar	800 Posi	400 Posi	Time	3rd Qtr	4th Qtr
7 ITSMEGS	1	0.0m	1.4m (1)	0.6m (1)	2:16.60	28.74s	29.76s
1 BEYONSKI	2	2.5m	0.0m (0)	0.0m (0)	2:16.80	28.80s	29.99s
6 JELIGNITE JACK	3	10.8m	4.8m (0)	4.4m (0)	2:17.44	28.76s	30.27s
4 PAGO PAGO	4	12.7m	5.6m (1)	5.2m (1)	2:17.59	28.76s	30.36s
9 CROSSED LEGS	5	17.3m	14.8m (1)	15.4m (1)	2:17.95	28.84s	29.94s
3 DOOLITTLE DANDY	6	21.2m	10.4m (0)	9.6m (0)	2:18.26	28.73s	30.66s
2 WHATA CHALLENGE	7	21.3m	10.2m (1)	10.2m (1)	2:18.26	28.79s	30.62s
8 LOOKS JUST RIGHT	8	27.3m	19.2m (1)	19.8m (1)	2:18.73	28.83s	30.36s
5 MELTON KILLARA	9	54.0m	15.6m (0)	19.2m (0)	2:20.82	29.02s	32.38s

Finish Position and metres gained from 800m





Home of Australian Harness Sectionals

PJ Harness Analyser Daily Raw Data directly to your inbox

NEW All Victorian Racing added as of 17 January 2022

www.pjdata.com.au
 admin@pjdata.com.au
 www.facebook.com/PJHarnessRacing



RISE Digital, Harness Racing Australia nor the provider accepts any responsibility for the completeness or accuracy of any of the information contained herein, and makes no representations about its suitability for any particular purpose. Users should make their own judgements about those matters and/or seek independent advice. You assume all risks associated with use of data provided on this page

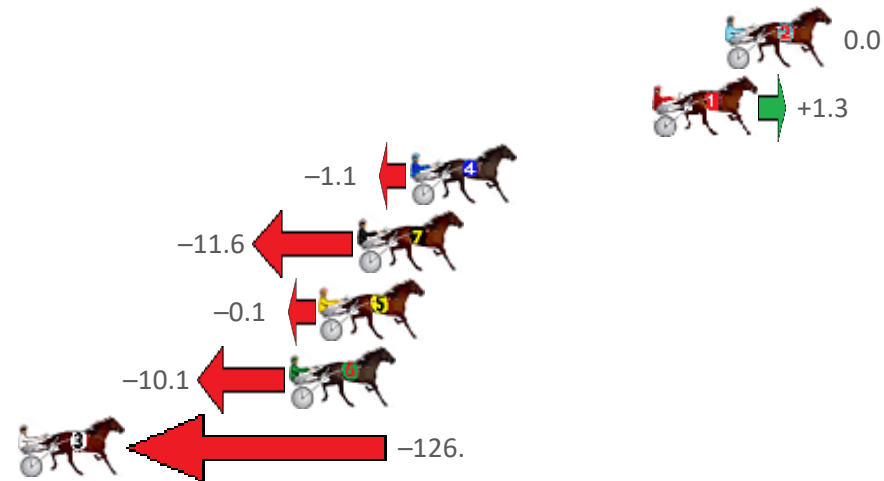
Marburg Race 5 Distance 1850m

Monday, 3 October 2022

Gross Time: 2:13.90 MileRate: 1:56.50 LeadTime: 16.80s First Qtr: 31.20s Second Qtr: 30.00s Third Qtr: 27.10s Fourth Qtr: 28.80s

NoHorse	Plc	Mar	800 Posi	400 Posi	Time	3rd Qtr	4th Qtr
2 LUXURY LAD	1	0.0m	0.0m (0)	0.0m (0)	2:13.90	27.10s	28.80s
1 ALTANA BLUE	2	2.9m	4.2m (0)	4.8m (0)	2:14.12	27.15s	28.66s
4 HE SAID SHE SAID	3	12.5m	11.4m (1)	8.8m (2)	2:14.84	26.91s	29.06s
7 TEARAWAY DIAMON	4	14.6m	3.0m (1)	5.8m (1)	2:15.00	27.28s	29.43s
5 GELDOF	5	16.1m	16.0m (1)	14.4m (1)	2:15.12	26.99s	28.92s
6 JUMPING JOLT	6	17.3m	7.2m (1)	9.8m (0)	2:15.21	27.26s	29.34s
3 REAL KNUCKY	7	135.9m	9.0m (0)	25.8m (0)	2:24.17	28.03s	36.68s

Finish Position and metres gained from 800m





Home of Australian Harness Sectionals

PJ Harness Analyser Daily Raw Data directly to your inbox

NEW All Victorian Racing added as of 17 January 2022

www.pjdata.com.au admin@pjdata.com.au www.facebook.com/PJHarnessRacing



RISE Digital, Harness Racing Australia nor the provider accepts any responsibility for the completeness or accuracy of any of the information contained herein, and makes no representations about its suitability for any particular purpose. Users should make their own judgements about those matters and/or seek independent advice. You assume all risks associated with use of data provided on this page

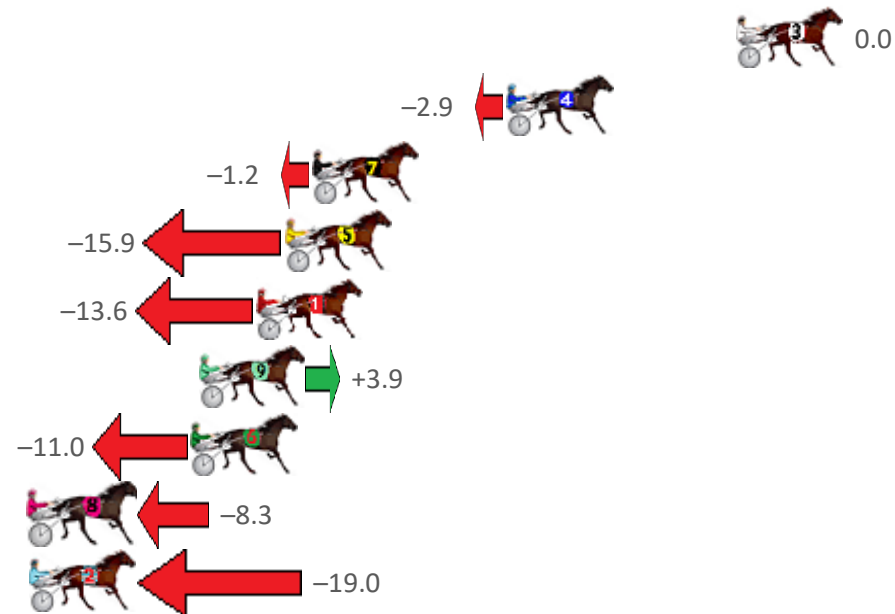
Marburg Race 6 Distance 1850m

Monday, 3 October 2022

Gross Time: 2:15.40 MileRate: 1:57.80 LeadTime: 17.20s First Qtr: 29.70s Second Qtr: 31.10s Third Qtr: 28.00s Fourth Qtr: 29.40s

NoHorse	Plc	Mar	800 Posi	400 Posi	Time	3rd Qtr	4th Qtr
3 JAZIAH	1	0.0m	0.0m (0)	0.0m (0)	2:15.40	28.00s	29.40s
4 DOOLITTLE DOOZZIE	2	9.1m	6.2m (1)	7.8m (1)	2:16.10	28.11s	29.50s
7 RANCHO MAN	3	16.8m	15.6m (1)	17.8m (1)	2:16.70	28.16s	29.33s
5 MAFFIOSO GIRL	4	17.9m	2.0m (1)	3.4m (1)	2:16.78	28.07s	30.46s
1 ARTS PEREGRINE	5	19.0m	5.4m (0)	7.0m (0)	2:16.86	28.09s	30.28s
9 STORMTIDE	6	21.3m	25.2m (1)	21.4m (0)	2:17.04	27.73s	29.39s
6 COULD IT BE ME	7	21.6m	10.6m (0)	14.6m (0)	2:17.07	28.27s	29.91s
8 SCHEU CREEK	8	29.3m	21.0m (1)	19.0m (2)	2:17.66	27.84s	30.15s
2 NIGHT NINJA	9	29.8m	10.8m (1)	13.6m (1)	2:17.70	28.17s	30.58s

Finish Position and metres gained from 800m





Home of Australian Harness Sectionals
 PJ Harness Analyser Daily Raw Data directly to your inbox

All Victorian Racing added as of 17 January 2022

www.pjdata.com.au admin@pjdata.com.au www.facebook.com/PJHarnessRacing



RISE Digital, Harness Racing Australia nor the provider accepts any responsibility for the completeness or accuracy of any of the information contained herein, and makes no representations about its suitability for any particular purpose. Users should make their own judgements about those matters and/or seek independent advice. You assume all risks associated with use of data provided on this page

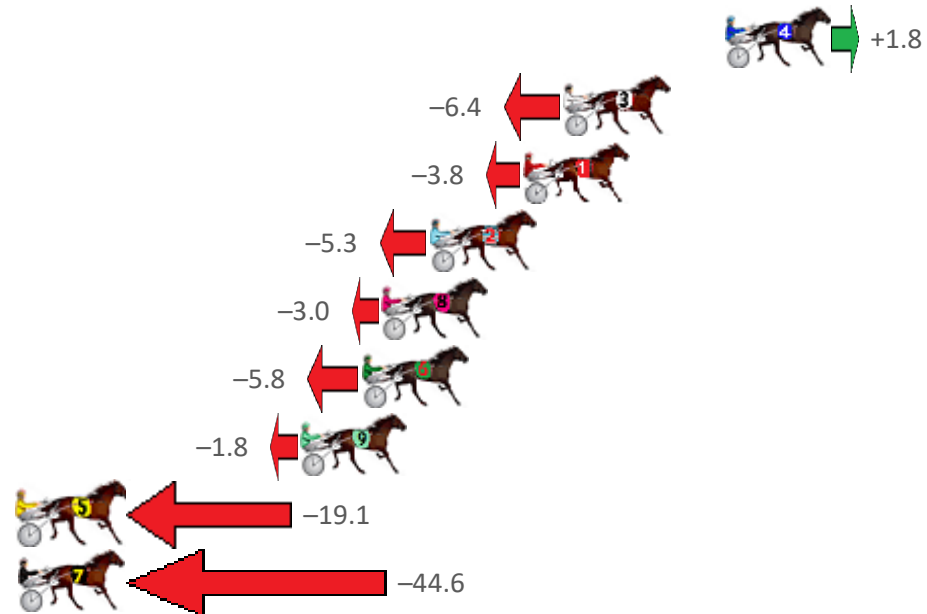
Marburg Race 7 Distance 1850m

Monday, 3 October 2022

Gross Time: 2:14.20 MileRate: 1:56.70 LeadTime: 16.40s First Qtr: 29.70s Second Qtr: 30.10s Third Qtr: 28.40s Fourth Qtr: 29.60s

NoHorse	Plc	Mar	800 Posi	400 Posi	Time	3rd Qtr	4th Qtr
4 MORESCO	1	0.0m	1.8m (1)	0.0m (1)	2:14.20	28.27s	29.60s
3 STUDLEIGH MARK	2	6.4m	0.0m (0)	0.8m (0)	2:14.70	28.45s	30.01s
1 MACH TORQUE	3	8.0m	4.2m (0)	6.2m (0)	2:14.82	28.54s	29.73s
2 TORQUE IS MY GIRL	4	11.7m	6.4m (1)	8.8m (1)	2:15.11	28.57s	29.81s
8 BEEF CITY BLAZE	5	13.6m	10.6m (1)	6.8m (2)	2:15.26	28.12s	30.10s
6 ARTISTIC SAINT	6	14.4m	8.6m (0)	10.8m (0)	2:15.32	28.55s	29.86s
9 IMA BIRUBI BOY	7	16.8m	15.0m (1)	13.6m (1)	2:15.50	28.29s	29.84s
5 SHEZA RUNNY	8	32.1m	13.0m (0)	19.2m (0)	2:16.69	28.83s	30.55s
7 KURAHAUPO GAMBL	9	77.6m	33.0m (1)	47.0m (0)	2:20.22	29.36s	31.85s

Finish Position and metres gained from 800m



Home of Australian Harness Sectionals

PJ Harness Analyser Daily Raw Data directly to your inbox

NEW All Victorian Racing added as of 17 January 2022

www.pjdata.com.au admin@pjdata.com.au www.facebook.com/PJHarnessRacing

RISE Digital, Harness Racing Australia nor the provider accepts any responsibility for the completeness or accuracy of any of the information contained herein, and makes no representations about its suitability for any particular purpose. Users should make their own judgements about those matters and/or seek independent advice. You assume all risks associated with use of data provided on this page