

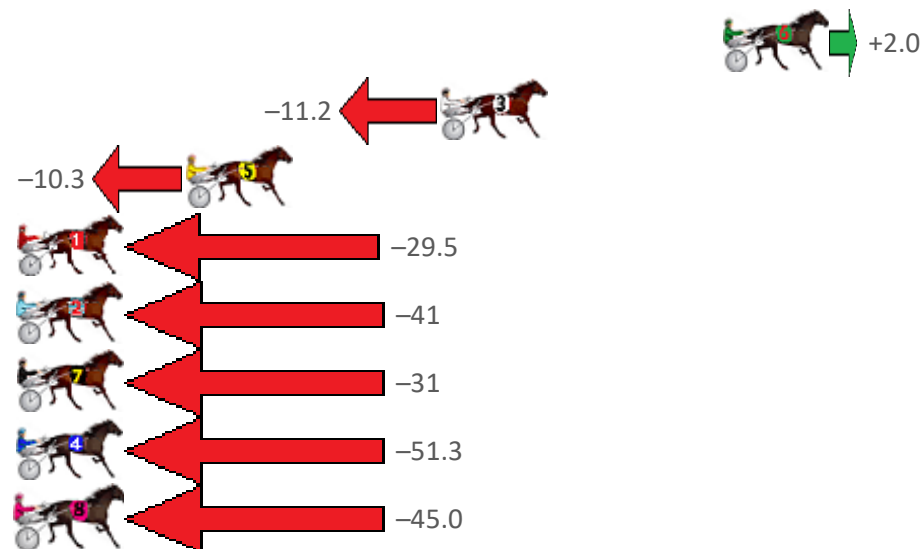
Redcliffe Race 1 Distance 1780m

Thursday, 29 September 2022

Gross Time: 2:12.10 MileRate: 1:59.50 LeadTime: 12.00s First Qtr: 29.80s Second Qtr: 30.40s Third Qtr: 29.50s Fourth Qtr: 30.40s

NoHorse	Plc	Mar	800 Posi	400 Posi	Time	3rd Qtr	4th Qtr
6 SWOOPING EAGLE	1	0.0m	2.0m (2)	4.2m (0)	2:12.10	29.67s	30.08s
3 SUBTLE CHAY	2	11.2m	0.0m (0)	0.0m (0)	2:12.99	29.49s	31.25s
5 CHARLIE MY BOY	3	21.3m	11.0m (1)	18.2m (2)	2:13.79	30.03s	30.63s
1 WHISKY BANDIT	4	39.1m	9.6m (0)	14.6m (0)	2:15.21	29.84s	32.25s
2 HURRIKANE MEL	5	44.9m	4.2m (0)	10.0m (0)	2:15.67	29.89s	33.04s
7 EXWHYGEETEE	6	45.1m	14.8m (0)	26.0m (0)	2:15.69	30.31s	31.84s
4 MAGIC NITRO	7	57.5m	6.2m (1)	14.8m (1)	2:16.68	30.09s	33.63s
8 CEE SIXTY THREE	8	61.0m	16.0m (1)	33.0m (1)	2:16.95	30.73s	32.52s

Finish Position and metres gained from 800m



Home of Australian Harness Sectionals
 PJ Harness Analyser Daily Raw Data directly to your inbox

All Victorian Racing added as of 17 January 2022

www.pjdata.com.au admin@pjdata.com.au www.facebook.com/PJHarnessRacing

RISE Digital, Harness Racing Australia nor the provider accepts any responsibility for the completeness or accuracy of any of the information contained herein, and makes no representations about its suitability for any particular purpose. Users should make their own judgements about those matters and/or seek independent advice. You assume all risks associated with use of data provided on this page

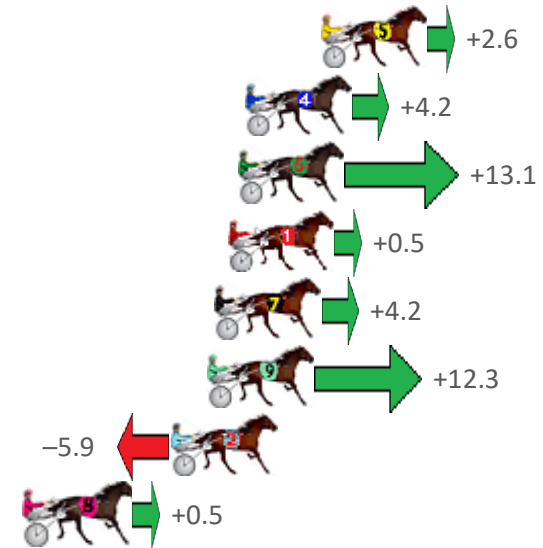
Redcliffe Race 2 Distance 1780m

Thursday, 29 September 2022

Gross Time: 2:14.00 MileRate: 2:01.10 LeadTime: 12.10s First Qtr: 31.70s Second Qtr: 32.10s Third Qtr: 28.90s Fourth Qtr: 29.20s

NoHorse	Plc	Mar	800 Posi	400 Posi	Time	3rd Qtr	4th Qtr
5 DUKE	1	0.0m	2.6m (1)	1.0m (1)	2:14.00	28.78s	29.13s
4 DOWNTOWN LUCCA	2	3.0m	7.2m (1)	4.0m (2)	2:14.23	28.67s	29.13s
6 BELLA GODIVA	3	3.3m	16.4m (0)	14.8m (1)	2:14.25	28.79s	28.37s
1 WEASEL	4	3.7m	4.2m (0)	5.0m (0)	2:14.28	28.96s	29.11s
7 MAN OF ACTION	5	4.2m	8.4m (0)	9.2m (0)	2:14.32	28.96s	28.84s
9 ELPINE SALLY	6	4.5m	16.8m (1)	9.0m (1)	2:14.34	28.34s	28.87s
2 CARIBBEAN ROCKET	7	5.9m	0.0m (0)	0.0m (0)	2:14.45	28.90s	29.63s
8 CAUGHT OUT	8	11.7m	12.2m (1)	8.6m (2)	2:14.90	28.64s	29.43s

Finish Position and metres gained from 800m



Home of Australian Harness Sectionals

PJ Harness Analyser Daily Raw Data directly to your inbox

NEW All Victorian Racing added as of 17 January 2022

www.pjdata.com.au
 admin@pjdata.com.au
 www.facebook.com/PJHarnessRacing

RISE Digital, Harness Racing Australia nor the provider accepts any responsibility for the completeness or accuracy of any of the information contained herein, and makes no representations about its suitability for any particular purpose. Users should make their own judgements about those matters and/or seek independent advice. You assume all risks associated with use of data provided on this page

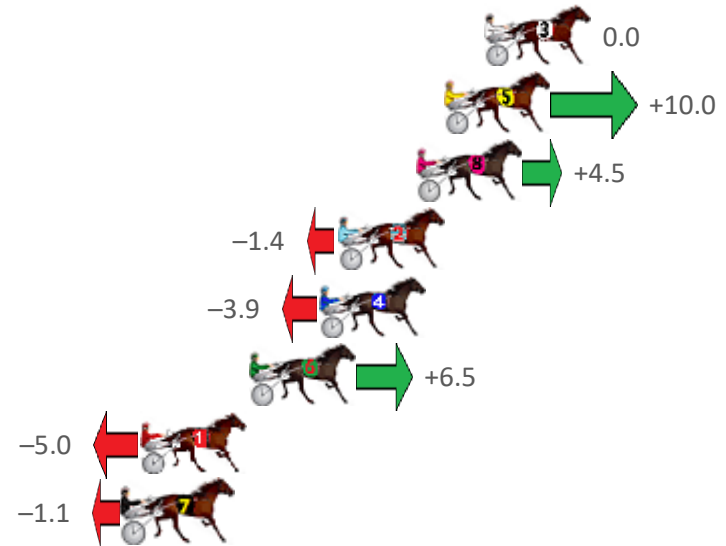
Redcliffe Race 3 Distance 1780m

Thursday, 29 September 2022

Gross Time: 2:13.40 MileRate: 2:00.60 LeadTime: 11.60s First Qtr: 31.40s Second Qtr: 31.70s Third Qtr: 29.40s Fourth Qtr: 29.30s

NoHorse	Plc	Mar	800 Posi	400 Posi	Time	3rd Qtr	4th Qtr
3 ILLAWONG DREAMTI	1	0.0m	0.0m (0)	0.0m (0)	2:13.40	29.40s	29.30s
5 JAYDES TERROR	2	1.6m	11.6m (1)	12.6m (1)	2:13.52	29.47s	28.50s
8 ALWAYS AT NIGHT	3	2.7m	7.2m (1)	7.4m (1)	2:13.61	29.41s	28.96s
2 MOLLIDOR	4	5.8m	4.4m (0)	4.8m (0)	2:13.85	29.43s	29.37s
4 MELTON MAX GENT	5	6.5m	2.6m (1)	3.0m (1)	2:13.90	29.43s	29.55s
6 AROONA	6	9.3m	15.8m (1)	17.0m (1)	2:14.11	29.49s	28.74s
1 DONT YOUBE NAUG	7	13.6m	8.6m (0)	9.2m (0)	2:14.45	29.44s	29.62s
7 MANY DELIGHTS	8	14.3m	13.2m (0)	14.6m (0)	2:14.50	29.50s	29.28s

Finish Position and metres gained from 800m





Home of Australian Harness Sectionals
 PJ Harness Analyser Daily Raw Data directly to your inbox

NEW All Victorian Racing added as of 17 January 2022

www.pjdata.com.au
 admin@pjdata.com.au
 www.facebook.com/PJHarnessRacing



RISE Digital, Harness Racing Australia nor the provider accepts any responsibility for the completeness or accuracy of any of the information contained herein, and makes no representations about its suitability for any particular purpose. Users should make their own judgements about those matters and/or seek independent advice. You assume all risks associated with use of data provided on this page

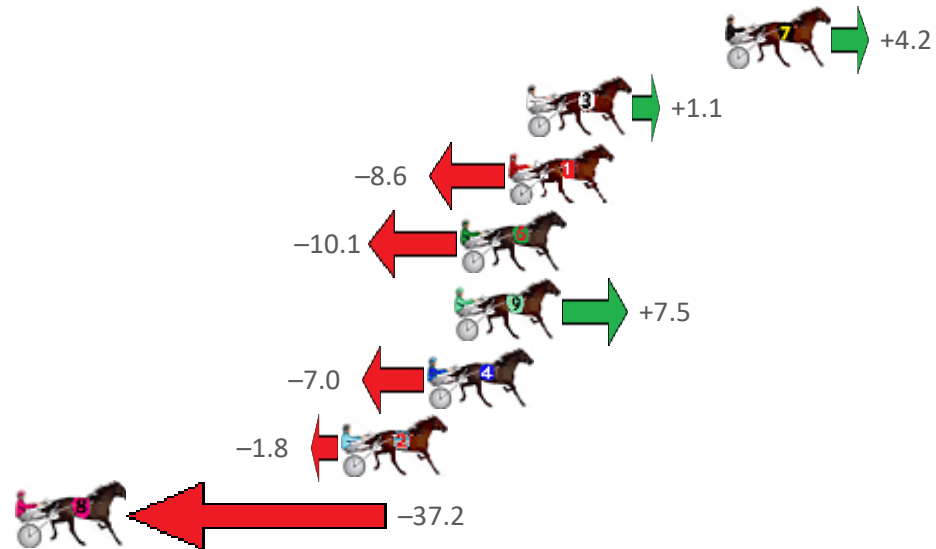
Redcliffe Race 4 Distance 2040m

Thursday, 29 September 2022

Gross Time: 2:32.30 MileRate: 2:00.20 LeadTime: 31.20s First Qtr: 29.60s Second Qtr: 31.60s Third Qtr: 29.60s Fourth Qtr: 30.30s

NoHorse	Plc	Mar	800 Posi	400 Posi	Time	3rd Qtr	4th Qtr
7 PURPLE SHADES	1	0.0m	4.2m (0)	4.2m (0)	2:32.30	29.60s	29.98s
3 SHEZ GOT BLING	2	7.9m	9.0m (1)	9.6m (3)	2:32.93	29.65s	30.17s
1 JANG PEL	3	8.6m	0.0m (0)	0.0m (0)	2:32.98	29.59s	30.95s
6 TRACER BULLET	4	10.5m	0.4m (1)	1.0m (1)	2:33.13	29.64s	31.02s
9 DELIGHTFUL RAINBO	5	10.7m	18.2m (1)	17.2m (0)	2:33.15	29.53s	29.81s
4 SWINGING GEORGE	6	11.8m	4.8m (1)	5.6m (2)	2:33.24	29.65s	30.77s
2 BEYONSKI	7	15.2m	13.4m (1)	13.6m (2)	2:33.51	29.61s	30.42s
8 BORDERLINE	8	45.8m	8.6m (0)	8.6m (0)	2:35.93	29.57s	33.10s

Finish Position and metres gained from 800m



Home of Australian Harness Sectionals
 PJ Harness Analyser Daily Raw Data directly to your inbox

NEW All Victorian Racing added as of 17 January 2022

www.pjdata.com.au
 admin@pjdata.com.au
 www.facebook.com/PJHarnessRacing

RISE Digital, Harness Racing Australia nor the provider accepts any responsibility for the completeness or accuracy of any of the information contained herein, and makes no representations about its suitability for any particular purpose. Users should make their own judgements about those matters and/or seek independent advice. You assume all risks associated with use of data provided on this page

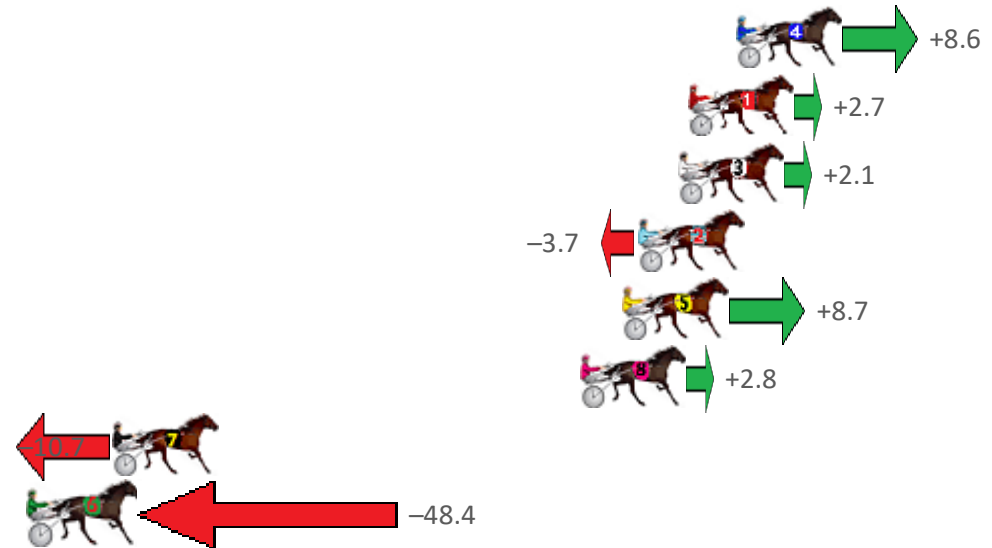
Redcliffe Race 5 Distance 1780m

Thursday, 29 September 2022

Gross Time: 2:10.70 MileRate: 1:58.20 LeadTime: 11.40s First Qtr: 28.60s Second Qtr: 31.00s Third Qtr: 30.20s Fourth Qtr: 29.50s

NoHorse	Plc	Mar	800 Posi	400 Posi	Time	3rd Qtr	4th Qtr
4 SAILALONG SINBAD	1	0.0m	8.6m (1)	5.4m (2)	2:10.70	29.96s	29.10s
1 SHEZALUCKYLADY	2	1.9m	4.6m (0)	4.6m (0)	2:10.85	30.20s	29.30s
3 FOUR FOR FOUR	3	2.3m	4.4m (1)	1.4m (2)	2:10.88	29.98s	29.57s
2 BULLDOG BRAWLER	4	3.9m	0.2m (0)	0.0m (0)	2:11.00	30.19s	29.79s
5 JOHNROD	5	4.5m	13.2m (1)	10.4m (2)	2:11.05	29.99s	29.07s
8 MORESCO	6	6.2m	9.0m (0)	9.2m (0)	2:11.18	30.21s	29.28s
7 LIFEINHEAVEN	7	24.7m	14.0m (0)	14.8m (0)	2:12.61	30.27s	30.23s
6 CHARLEVOIX	8	48.4m	0.0m (1)	6.0m (1)	2:14.44	30.68s	32.61s

Finish Position and metres gained from 800m





Home of Australian Harness Sectionals

PJ Harness Analyser Daily Raw Data directly to your inbox

NEW All Victorian Racing added as of 17 January 2022

www.pjdata.com.au
 admin@pjdata.com.au
 www.facebook.com/PJHarnessRacing



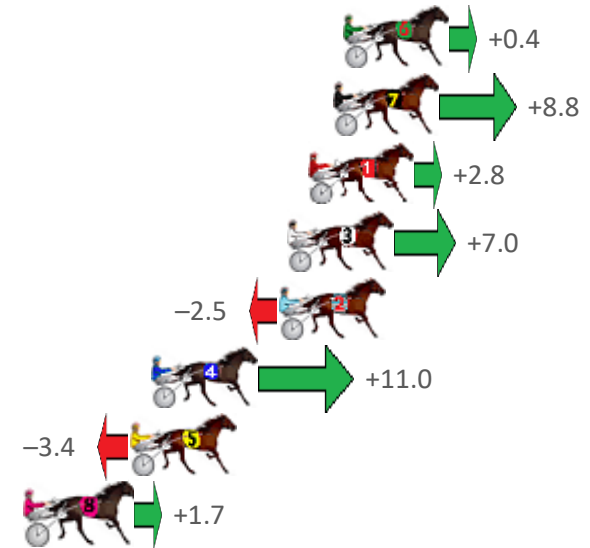
Redcliffe Race 6 Distance 1780m

Thursday, 29 September 2022

Gross Time: 2:10.70 MileRate: 1:58.20 LeadTime: 11.50s First Qtr: 31.00s Second Qtr: 30.80s Third Qtr: 28.00s Fourth Qtr: 29.40s

NoHorse	Plc	Mar	800 Posi	400 Posi	Time	3rd Qtr	4th Qtr
6 ALTANA BLUE	1	0.0m	0.4m (1)	2.6m (1)	2:10.70	28.16s	29.21s
7 STORMTIDE	2	0.4m	9.2m (0)	8.8m (0)	2:10.73	27.99s	28.79s
1 OUR FRIEND	3	1.4m	4.2m (0)	4.4m (0)	2:10.81	28.02s	29.18s
3 CHEDDAR MADE BET	4	2.2m	9.2m (1)	12.0m (1)	2:10.87	28.22s	28.68s
2 SHARP SHOOTER	5	2.5m	0.0m (0)	0.0m (0)	2:10.89	28.00s	29.58s
4 HIGH ON MONTANA	6	7.6m	18.6m (1)	11.4m (2)	2:11.29	27.49s	29.12s
5 GINGER MICKY	7	8.4m	5.0m (1)	7.0m (1)	2:11.35	28.14s	29.50s
8 ILLBEWATCHING	8	12.5m	14.2m (1)	15.4m (0)	2:11.66	28.09s	29.19s

Finish Position and metres gained from 800m



Home of Australian Harness Sectionals
 PJ Harness Analyser Daily Raw Data directly to your inbox

NEW All Victorian Racing added as of 17 January 2022

www.pjdata.com.au admin@pjdata.com.au www.facebook.com/PJHarnessRacing

RISE Digital, Harness Racing Australia nor the provider accepts any responsibility for the completeness or accuracy of any of the information contained herein, and makes no representations about its suitability for any particular purpose. Users should make their own judgements about those matters and/or seek independent advice. You assume all risks associated with use of data provided on this page

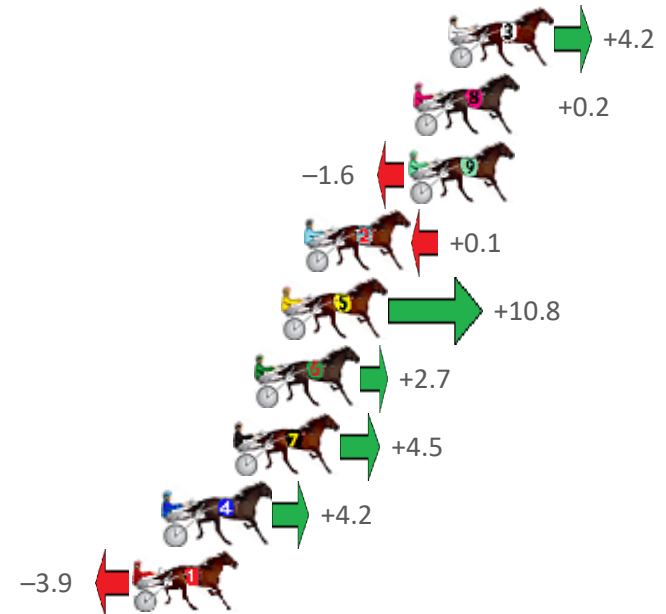
Redcliffe Race 7 Distance 2040m

Thursday, 29 September 2022

Gross Time: 2:32.30 MileRate: 2:00.20 LeadTime: 32.30s First Qtr: 30.80s Second Qtr: 31.00s Third Qtr: 29.20s Fourth Qtr: 29.00s

NoHorse	Plc	Mar	800 Posi	400 Posi	Time	3rd Qtr	4th Qtr
3 JUST ONE GOOD ON	1	0.0m	4.2m (0)	4.4m (0)	2:32.30	29.21s	28.68s
8 WHATA TERROR	2	1.4m	1.6m (1)	0.8m (1)	2:32.41	29.14s	29.04s
9 CALL ME TRISH	3	1.6m	0.0m (0)	0.0m (0)	2:32.42	29.20s	29.12s
2 EAGLES RESPONSE	4	5.7m	5.8m (1)	5.2m (1)	2:32.73	29.16s	29.04s
5 MONTEREY JACK	5	6.6m	17.4m (0)	11.2m (1)	2:32.80	28.75s	28.67s
6 MISTERRIODEJANEIR	6	7.7m	10.4m (1)	8.0m (2)	2:32.89	29.03s	28.98s
7 HEAVENLY WISDOM	7	8.5m	13.0m (0)	13.0m (0)	2:32.95	29.20s	28.68s
4 FOR NO REASON	8	11.2m	15.4m (1)	13.6m (2)	2:33.15	29.07s	28.83s
1 KOOKABURRAPRINC	9	12.5m	8.6m (0)	9.0m (0)	2:33.25	29.23s	29.25s

Finish Position and metres gained from 800m



Home of Australian Harness Sectionals
 PJ Harness Analyser Daily Raw Data directly to your inbox

NEW All Victorian Racing added as of 17 January 2022

www.pjdata.com.au
 admin@pjdata.com.au
 www.facebook.com/PJHarnessRacing

RISE Digital, Harness Racing Australia nor the provider accepts any responsibility for the completeness or accuracy of any of the information contained herein, and makes no representations about its suitability for any particular purpose. Users should make their own judgements about those matters and/or seek independent advice. You assume all risks associated with use of data provided on this page

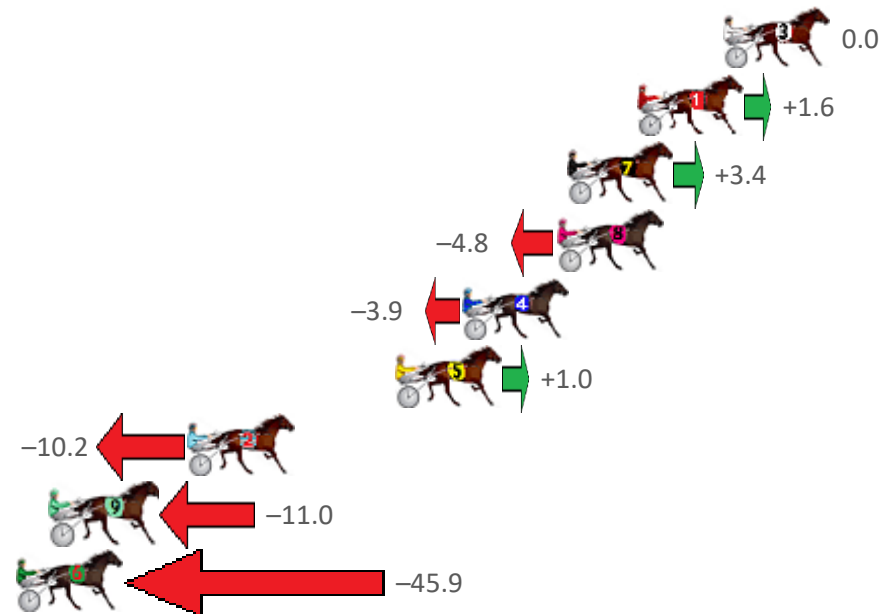
Redcliffe Race 8 Distance 1780m

Thursday, 29 September 2022

Gross Time: 2:08.10 MileRate: 1:55.80 LeadTime: 11.20s First Qtr: 29.40s Second Qtr: 30.70s Third Qtr: 27.80s Fourth Qtr: 29.00s

NoHorse	Plc	Mar	800 Posi	400 Posi	Time	3rd Qtr	4th Qtr
3 LANOCH BOY	1	0.0m	0.0m (0)	0.0m (0)	2:08.10	27.80s	29.00s
1 IL MAXIMUS	2	3.4m	5.0m (0)	4.8m (0)	2:08.36	27.79s	28.90s
7 KATACHA MAN	3	6.2m	9.6m (0)	11.6m (0)	2:08.57	27.95s	28.61s
8 GELDOF	4	6.6m	1.8m (1)	5.6m (1)	2:08.60	28.07s	29.07s
4 ONE LAST ROLL	5	10.3m	6.4m (1)	11.0m (1)	2:08.88	28.13s	28.95s
5 RAANI	6	13.0m	14.0m (0)	16.4m (1)	2:09.09	27.97s	28.75s
2 BRIDGE COIN	7	21.2m	11.0m (1)	14.0m (2)	2:09.71	28.00s	29.52s
9 WOODLEA DIEGO	8	26.6m	15.6m (1)	18.2m (2)	2:10.12	27.97s	29.61s
6 JOEY LINCOLN	9	66.3m	20.4m (1)	23.2m (1)	2:13.15	27.93s	32.11s

Finish Position and metres gained from 800m



Home of Australian Harness Sectionals

PJ Harness Analyser Daily Raw Data directly to your inbox

NEW All Victorian Racing added as of 17 January 2022

www.pjdata.com.au admin@pjdata.com.au www.facebook.com/PJHarnessRacing

RISE Digital, Harness Racing Australia nor the provider accepts any responsibility for the completeness or accuracy of any of the information contained herein, and makes no representations about its suitability for any particular purpose. Users should make their own judgements about those matters and/or seek independent advice. You assume all risks associated with use of data provided on this page

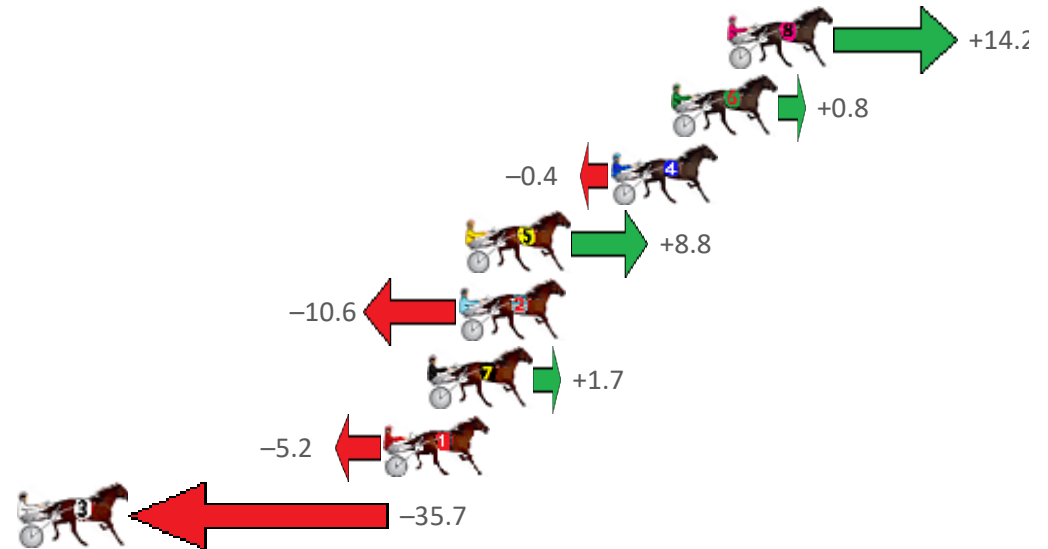
Redcliffe Race 9 Distance 1780m

Thursday, 29 September 2022

Gross Time: 2:09.20 MileRate: 1:56.80 LeadTime: 11.00s First Qtr: 29.30s Second Qtr: 31.20s Third Qtr: 28.80s Fourth Qtr: 28.90s

NoHorse	Plc	Mar	800 Posi	400 Posi	Time	3rd Qtr	4th Qtr
8 STUDLEIGH SONNY	1	0.0m	14.2m (1)	3.2m (2)	2:09.20	28.01s	28.67s
6 WHOSTOLEMYPIGEO	2	2.2m	3.0m (1)	0.0m (1)	2:09.37	28.58s	29.06s
4 STUDLEIGH MARK	3	4.6m	4.2m (0)	4.8m (0)	2:09.55	28.84s	28.89s
5 DEVOUGED	4	10.4m	19.2m (1)	9.0m (2)	2:09.99	28.07s	29.00s
2 VOODOO FELLA	5	10.6m	0.0m (0)	0.0m (0)	2:10.00	28.80s	29.66s
7 KUDOS MASON	6	11.9m	13.6m (0)	10.2m (1)	2:10.10	28.56s	29.02s
1 KEAYANG TARA	7	13.6m	8.4m (0)	9.4m (0)	2:10.23	28.87s	29.20s
3 BARROOM BLITZ	8	43.3m	7.6m (1)	5.4m (1)	2:12.48	28.64s	31.62s

Finish Position and metres gained from 800m



Home of Australian Harness Sectionals
 PJ Harness Analyser Daily Raw Data directly to your inbox

NEW All Victorian Racing added as of 17 January 2022

www.pjdata.com.au admin@pjdata.com.au www.facebook.com/PJHarnessRacing

RISE Digital, Harness Racing Australia nor the provider accepts any responsibility for the completeness or accuracy of any of the information contained herein, and makes no representations about its suitability for any particular purpose. Users should make their own judgements about those matters and/or seek independent advice. You assume all risks associated with use of data provided on this page