

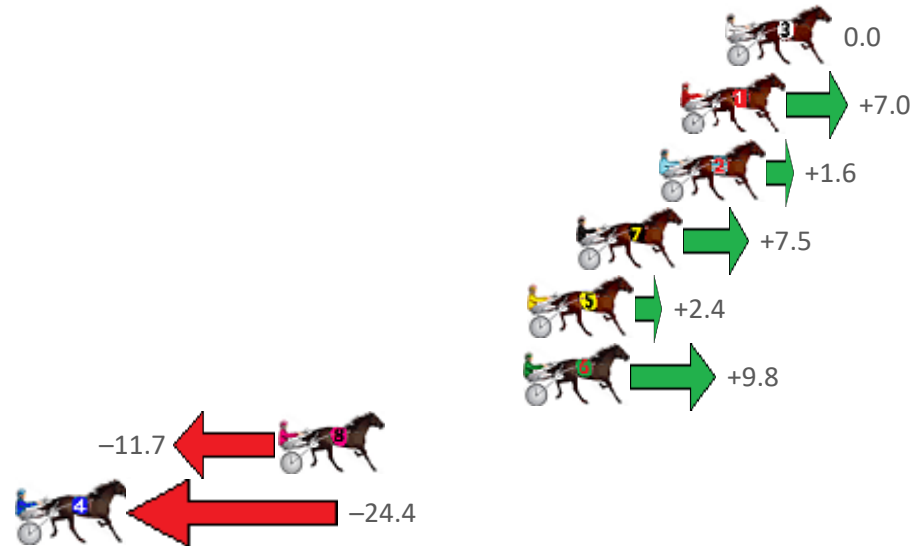
Redcliffe Race 1 Distance 2040m

Wednesday, 28 September 2022

Gross Time: 2:28.90 MileRate: 1:57.50 LeadTime: 30.20s First Qtr: 30.10s Second Qtr: 30.40s Third Qtr: 28.80s Fourth Qtr: 29.40s

| NoHorse | Plc | Mar | 800 Posi | 400 Posi | Time | 3rd Qtr | 4th Qtr |
|--------------------|-----|-------|-----------|-----------|---------|---------|---------|
| 3 DOLLARBILL | 1 | 0.0m | 0.0m (0) | 0.0m (0) | 2:28.90 | 28.80s | 29.40s |
| 1 CUPCAKESNWHIPCR | 2 | 1.8m | 8.8m (0) | 10.0m (0) | 2:29.04 | 28.89s | 28.80s |
| 2 MYSTICAL JAZZ | 3 | 2.6m | 4.2m (0) | 5.0m (0) | 2:29.10 | 28.86s | 29.22s |
| 7 IDEAL TIGER | 4 | 5.9m | 13.4m (0) | 14.8m (0) | 2:29.35 | 28.91s | 28.75s |
| 5 OYSTER STRIDE | 5 | 7.8m | 10.2m (1) | 5.8m (2) | 2:29.50 | 28.48s | 29.55s |
| 6 OCTOBER RACKETEE | 6 | 8.0m | 17.8m (0) | 15.0m (1) | 2:29.52 | 28.60s | 28.89s |
| 8 MOONLIGHT BUTCH | 7 | 17.7m | 6.0m (1) | 3.8m (1) | 2:30.26 | 28.63s | 30.42s |
| 4 MOTU CULLEN | 8 | 39.0m | 14.6m (1) | 10.6m (2) | 2:31.91 | 28.49s | 31.48s |

Finish Position and metres gained from 800m





Home of PJ Harness Analyser

Want to know how successful PJ Harness Analyser is?
[Click here for regular updates](#)

www.pjdata.com.au
 admin@pjdata.com.au
 www.facebook.com/PJHarnessRacing



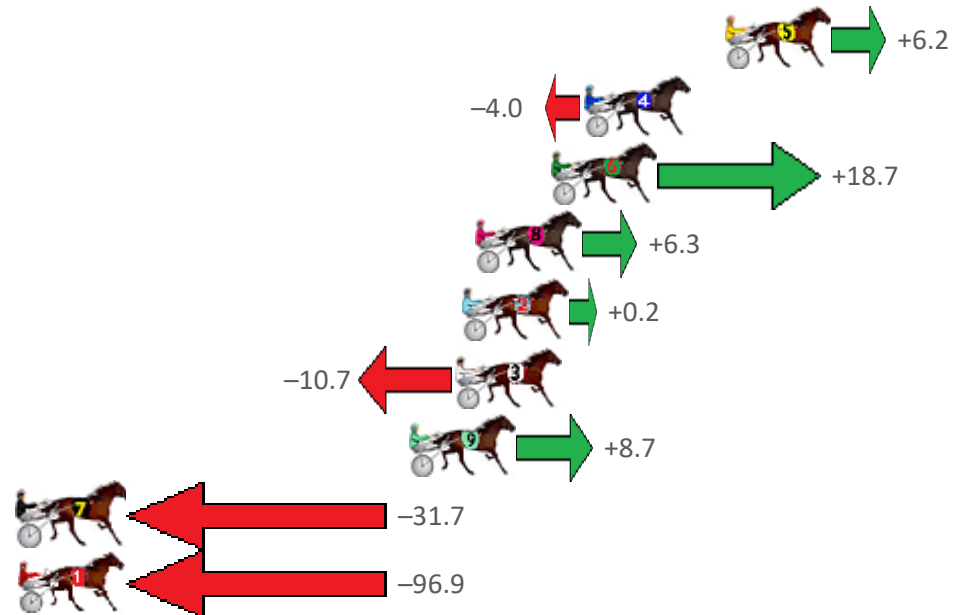
Redcliffe Race 2 Distance 1780m

Wednesday, 28 September 2022

Gross Time: 2:09.80 MileRate: 1:57.40 LeadTime: 11.00s First Qtr: 29.70s Second Qtr: 30.80s Third Qtr: 28.60s Fourth Qtr: 29.70s

| NoHorse | Plc | Mar | 800 Posi | 400 Posi | Time | 3rd Qtr | 4th Qtr |
|--------------------|-----|--------|-----------|-----------|---------|---------|---------|
| 5 MARIANNA BROMA | 1 | 0.0m | 6.2m (1) | 4.6m (0) | 2:09.80 | 28.49s | 29.36s |
| 4 THE CASUAL GOOSE | 2 | 5.6m | 1.6m (1) | 2.6m (1) | 2:10.24 | 28.67s | 29.92s |
| 6 ROCKNROLL DA GA | 3 | 6.9m | 25.6m (1) | 23.4m (1) | 2:10.34 | 28.46s | 28.48s |
| 8 GOTTA DREAM | 4 | 9.9m | 16.2m (1) | 15.8m (0) | 2:10.57 | 28.58s | 29.26s |
| 2 UNDERTHEKILT | 5 | 10.4m | 10.6m (1) | 10.2m (1) | 2:10.61 | 28.57s | 29.71s |
| 3 REGAL NIGHTSHADE | 6 | 10.7m | 0.0m (0) | 0.0m (0) | 2:10.63 | 28.59s | 30.49s |
| 9 SHAKALAKABOOMB | 7 | 12.5m | 21.2m (1) | 17.4m (1) | 2:10.77 | 28.33s | 29.34s |
| 7 LEFTMEATTHEBAR | 8 | 42.3m | 10.6m (0) | 27.8m (1) | 2:13.09 | 29.83s | 30.77s |
| 1 TORI BE | 9 | 101.9m | 5.0m (0) | 25.4m (0) | 2:17.73 | 29.97s | 35.35s |

Finish Position and metres gained from 800m





Home of PJ Harness Analyser

Want to know how successful PJ Harness Analyser is?

Click here for regular updates

www.pjdata.com.au
 admin@pjdata.com.au
 www.facebook.com/PJHarnessRacing



RISE Digital, Harness Racing Australia nor the provider accepts any responsibility for the completeness or accuracy of any of the information contained herein, and makes no representations about its suitability for any particular purpose. Users should make their own judgements about those matters and/or seek independent advice. You assume all risks associated with use of data provided on this page

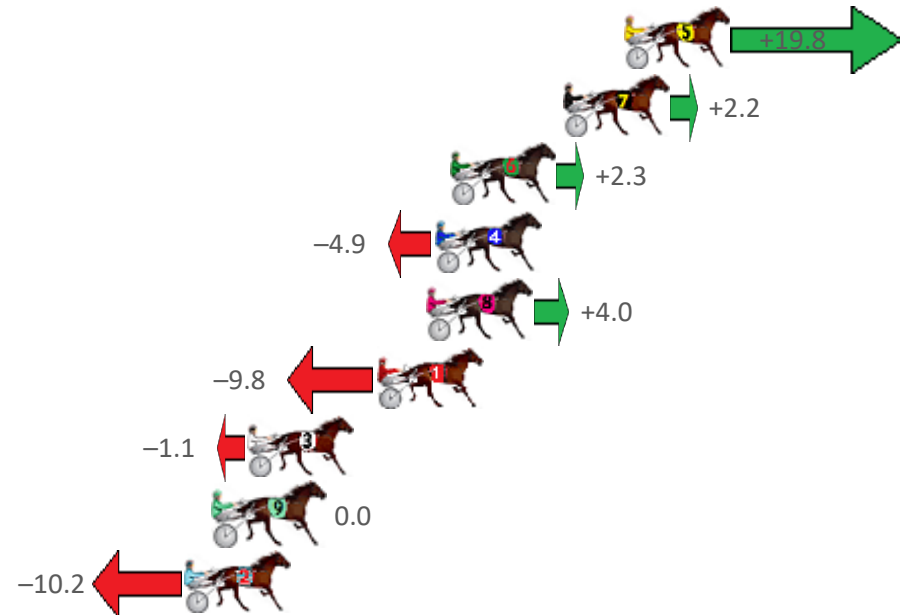
Redcliffe Race 3 Distance 1780m

Wednesday, 28 September 2022

Gross Time: 2:13.80 MileRate: 2:00.90 LeadTime: 11.20s First Qtr: 30.20s Second Qtr: 32.60s Third Qtr: 29.80s Fourth Qtr: 30.00s

| NoHorse | Plc | Mar | 800 Posi | 400 Posi | Time | 3rd Qtr | 4th Qtr |
|-------------------|-----|-------|-----------|-----------|---------|---------|---------|
| 5 HARRY CROFT | 1 | 0.0m | 19.8m (2) | 6.4m (3) | 2:13.80 | 28.81s | 29.52s |
| 7 THREE MACHS | 2 | 2.4m | 4.6m (0) | 4.2m (0) | 2:13.99 | 29.77s | 29.87s |
| 6 GO JO JOLT | 3 | 6.9m | 9.2m (0) | 8.6m (0) | 2:14.34 | 29.76s | 29.87s |
| 4 OUR DOLLY | 4 | 7.5m | 2.6m (1) | 3.0m (1) | 2:14.39 | 29.83s | 30.34s |
| 8 NEVAEVABEND | 5 | 7.8m | 11.8m (1) | 5.4m (2) | 2:14.41 | 29.32s | 30.18s |
| 1 MUSTANG DUDE | 6 | 9.8m | 0.0m (0) | 0.0m (0) | 2:14.57 | 29.80s | 30.73s |
| 3 BABY GINNIE | 7 | 14.9m | 13.8m (0) | 12.0m (1) | 2:14.97 | 29.67s | 30.22s |
| 9 BERTILS FIREFOX | 8 | 16.2m | 16.2m (1) | 10.0m (2) | 2:15.07 | 29.34s | 30.46s |
| 2 CHAMPAGNE REACT | 9 | 17.4m | 7.2m (1) | 7.6m (1) | 2:15.17 | 29.83s | 30.73s |

Finish Position and metres gained from 800m





Home of PJ Harness Analyser
 Want to know how successful PJ Harness Analyser is?
 Click here for regular updates

www.pjdata.com.au
 admin@pjdata.com.au
 www.facebook.com/PJHarnessRacing



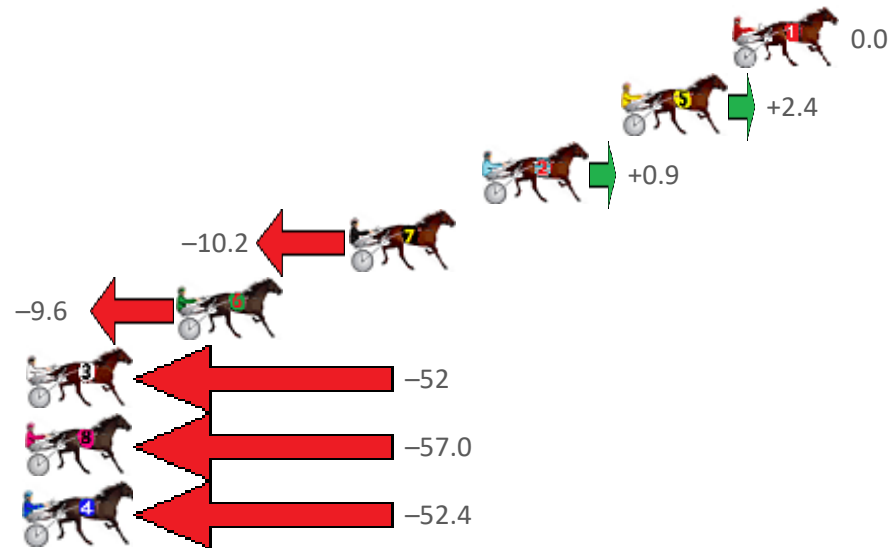
Redcliffe Race 4 Distance 1780m

Wednesday, 28 September 2022

Gross Time: 2:08.30 MileRate: 1:56.00 LeadTime: 11.00s First Qtr: 28.10s Second Qtr: 29.60s Third Qtr: 28.90s Fourth Qtr: 30.70s

| NoHorse | Plc | Mar | 800 Posi | 400 Posi | Time | 3rd Qtr | 4th Qtr |
|--------------------|-----|-------|-----------|-----------|---------|---------|---------|
| 1 THE IRISH EAGLE | 1 | 0.0m | 0.0m (0) | 0.4m (0) | 2:08.30 | 28.93s | 30.67s |
| 5 THE SPORTZ STAR | 2 | 4.4m | 6.8m (2) | 0.0m (1) | 2:08.65 | 28.39s | 31.04s |
| 2 CAMROLLER | 3 | 9.9m | 10.8m (0) | 12.6m (0) | 2:09.10 | 29.04s | 30.49s |
| 7 FIRE AND ICE | 4 | 15.2m | 5.0m (0) | 5.2m (0) | 2:09.52 | 28.89s | 31.46s |
| 6 LITTLE CHANGE | 5 | 22.0m | 12.4m (2) | 5.6m (1) | 2:10.07 | 28.36s | 31.95s |
| 3 BEALE STREET | 6 | 56.6m | 5.4m (1) | 21.0m (0) | 2:12.85 | 29.98s | 33.42s |
| 8 MISTER DIAMOND | 7 | 58.2m | 1.2m (1) | 13.0m (1) | 2:12.97 | 29.67s | 34.15s |
| 4 ZARAS A TREASURE | 8 | 61.8m | 9.4m (1) | 36.0m (0) | 2:13.26 | 30.81s | 32.67s |

Finish Position and metres gained from 800m





Home of PJ Harness Analyser

Want to know how successful PJ Harness Analyser is?

Click here for regular updates

www.pjdata.com.au
 admin@pjdata.com.au
 www.facebook.com/PJHarnessRacing



RISE Digital, Harness Racing Australia nor the provider accepts any responsibility for the completeness or accuracy of any of the information contained herein, and makes no representations about its suitability for any particular purpose. Users should make their own judgements about those matters and/or seek independent advice. You assume all risks associated with use of data provided on this page

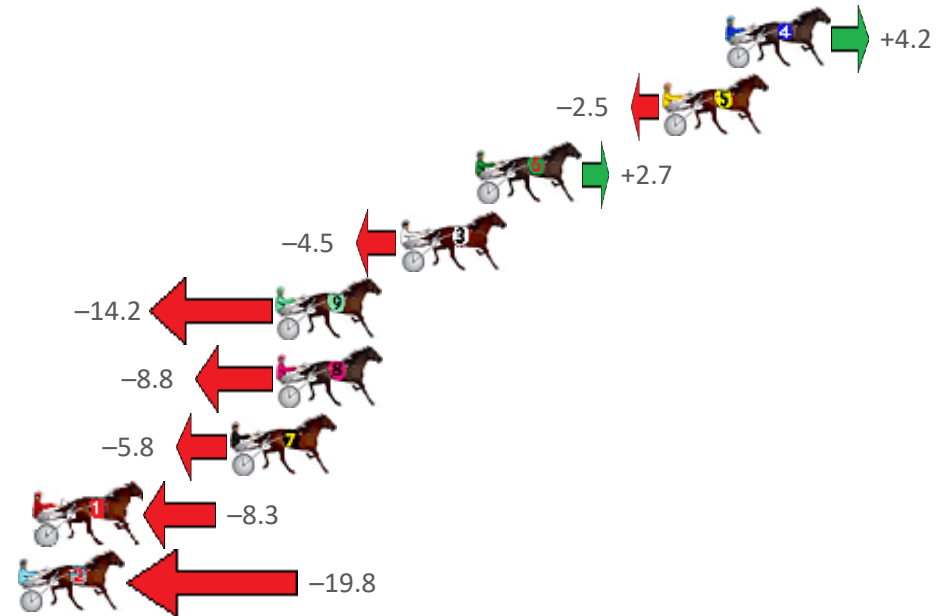
Redcliffe Race 5 Distance 1780m

Wednesday, 28 September 2022

Gross Time: 2:11.60 MileRate: 1:59.00 LeadTime: 11.40s First Qtr: 29.20s Second Qtr: 31.30s Third Qtr: 29.10s Fourth Qtr: 30.60s

| NoHorse | Plc | Mar | 800 Posi | 400 Posi | Time | 3rd Qtr | 4th Qtr |
|---------------------|-----|-------|-----------|-----------|---------|---------|---------|
| 4 WAVEDANCER | 1 | 0.0m | 4.2m (0) | 4.4m (0) | 2:11.60 | 29.12s | 30.27s |
| 5 TRIOLI | 2 | 2.5m | 0.0m (0) | 0.0m (0) | 2:11.80 | 29.10s | 30.79s |
| 6 ROCCO VARIETY | 3 | 9.9m | 12.6m (0) | 15.4m (0) | 2:12.39 | 29.32s | 30.18s |
| 3 BEEF CITY STARZZZ | 4 | 12.9m | 8.4m (0) | 11.2m (0) | 2:12.63 | 29.30s | 30.73s |
| 9 VERMONT | 5 | 17.8m | 3.6m (1) | 3.4m (1) | 2:13.03 | 29.06s | 31.70s |
| 8 DARBY BRIGHTS | 6 | 17.8m | 9.0m (1) | 13.8m (1) | 2:13.03 | 29.45s | 30.90s |
| 7 JAMAICAN RESORT | 7 | 19.6m | 13.8m (1) | 15.4m (2) | 2:13.17 | 29.21s | 30.92s |
| 1 MATAI REACTOR | 8 | 27.3m | 19.0m (1) | 19.8m (2) | 2:13.79 | 29.15s | 31.17s |
| 2 ARTISTIC HUMMA | 9 | 37.4m | 17.6m (0) | 21.6m (0) | 2:14.59 | 29.37s | 31.80s |

Finish Position and metres gained from 800m





Home of PJ Harness Analyser

Want to know how successful PJ Harness Analyser is?
[Click here for regular updates](#)

www.pjdata.com.au
 admin@pjdata.com.au
 www.facebook.com/PJHarnessRacing



RISE Digital, Harness Racing Australia nor the provider accepts any responsibility for the completeness or accuracy of any of the information contained herein, and makes no representations about its suitability for any particular purpose. Users should make their own judgements about those matters and/or seek independent advice. You assume all risks associated with use of data provided on this page

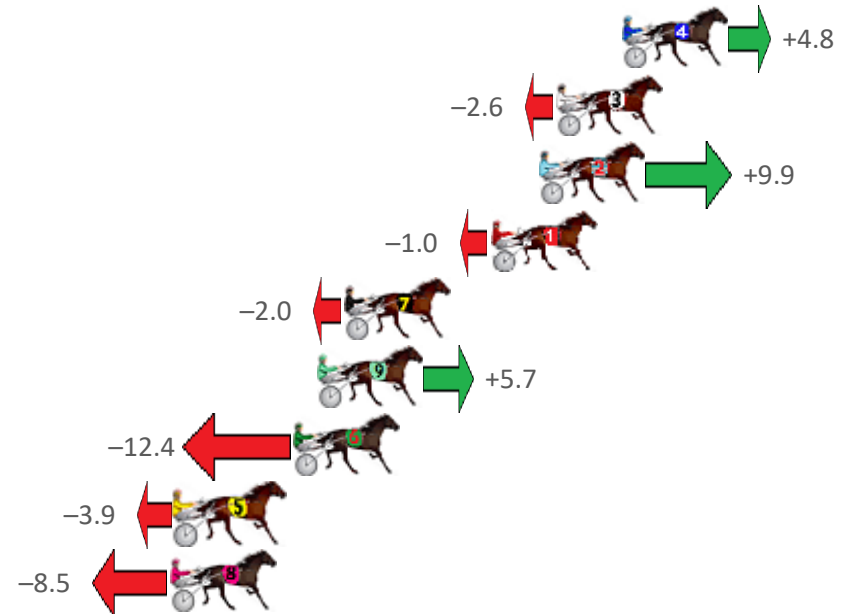
Redcliffe Race 6 Distance 2040m

Wednesday, 28 September 2022

Gross Time: 2:32.60 MileRate: 2:00.40 LeadTime: 32.50s First Qtr: 31.10s Second Qtr: 30.10s Third Qtr: 29.20s Fourth Qtr: 29.70s

| NoHorse | Plc | Mar | 800 Posi | 400 Posi | Time | 3rd Qtr | 4th Qtr |
|--------------------|-----|-------|-----------|-----------|---------|---------|---------|
| 4 THE RAGNBONE MA | 1 | 0.0m | 4.8m (1) | 6.8m (2) | 2:32.60 | 29.35s | 29.20s |
| 3 GETALOADATHISBRO | 2 | 2.6m | 0.0m (0) | 0.0m (0) | 2:32.80 | 29.20s | 29.89s |
| 2 ABBEY DIADEMA | 3 | 3.3m | 13.2m (0) | 13.6m (0) | 2:32.86 | 29.24s | 28.94s |
| 1 SHAKATIE | 4 | 5.2m | 4.2m (0) | 4.6m (0) | 2:33.00 | 29.23s | 29.74s |
| 7 CLARES FOOL | 5 | 11.0m | 9.0m (0) | 9.2m (0) | 2:33.46 | 29.21s | 29.83s |
| 9 FORGIVE ME | 6 | 12.1m | 17.8m (0) | 14.0m (1) | 2:33.54 | 28.92s | 29.56s |
| 6 ITSMEGS | 7 | 13.0m | 0.6m (1) | 3.4m (1) | 2:33.61 | 29.40s | 30.41s |
| 5 MOTU AMETHYST | 8 | 17.7m | 13.8m (1) | 16.0m (2) | 2:33.98 | 29.36s | 29.83s |
| 8 DIEGO DELGADO | 9 | 17.9m | 9.4m (1) | 11.4m (2) | 2:33.99 | 29.34s | 30.18s |

Finish Position and metres gained from 800m





Home of PJ Harness Analyser

Want to know how successful PJ Harness Analyser is?

Click here for regular updates

www.pjdata.com.au
 admin@pjdata.com.au
 www.facebook.com/PJHarnessRacing



RISE Digital, Harness Racing Australia nor the provider accepts any responsibility for the completeness or accuracy of any of the information contained herein, and makes no representations about its suitability for any particular purpose. Users should make their own judgements about those matters and/or seek independent advice. You assume all risks associated with use of data provided on this page


Redcliffe Race 7 Distance 1780m

Wednesday, 28 September 2022

Gross Time: 2:13.70 MileRate: 2:00.90 LeadTime: 11.40s First Qtr: 29.90s Second Qtr: 32.60s Third Qtr: 29.70s Fourth Qtr: 30.10s

| NoHorse | Plc | Mar | 800 Posi | 400 Posi | Time | 3rd Qtr | 4th Qtr |
|-------------------|-----|--------|-----------|------------|---------|---------|---------|
| 9 AKERMANIS | 1 | 0.0m | 12.8m (0) | 9.8m (2) | 2:13.70 | 29.48s | 29.37s |
| 7 AUGUSTA HANOVER | 2 | 4.6m | 9.6m (1) | 6.2m (1) | 2:14.06 | 29.45s | 29.98s |
| 8 PAYOUT | 3 | 7.0m | 8.6m (0) | 9.2m (0) | 2:14.25 | 29.75s | 29.94s |
| 3 TUFFY | 4 | 7.8m | 0.0m (0) | 0.0m (0) | 2:14.31 | 29.70s | 30.68s |
| 1 DESTINY BLUES | 5 | 8.6m | 4.4m (0) | 4.4m (0) | 2:14.38 | 29.70s | 30.41s |
| 4 VILLAGE SMIRKER | 6 | 17.1m | 0.0m (1) | 1.4m (1) | 2:15.05 | 29.80s | 31.27s |
| 2 ARVOS | 7 | 41.9m | 5.6m (1) | 32.0m (0) | 2:17.00 | 31.66s | 30.84s |
| 5 ESSO KAY ESS | 8 | 50.3m | 18.2m (0) | 42.0m (0) | 2:17.67 | 31.46s | 30.72s |
| 6 BLACK GEMSTONE | 9 | 412.8m | 14.6m (1) | 130.0m (0) | 2:46.24 | 38.14s | 51.26s |

Finish Position and metres gained from 800m





Home of PJ Harness Analyser

Want to know how successful PJ Harness Analyser is?
[Click here for regular updates](#)

www.pjdata.com.au
 admin@pjdata.com.au
 www.facebook.com/PJHarnessRacing



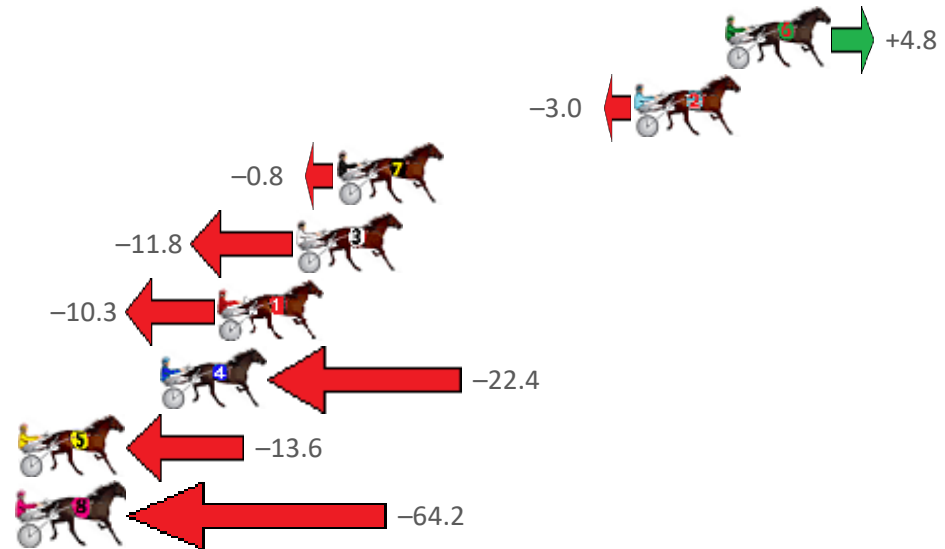
Redcliffe Race 8 Distance 1780m

Wednesday, 28 September 2022

Gross Time: 2:11.30 MileRate: 1:58.70 LeadTime: 11.30s First Qtr: 29.20s Second Qtr: 31.80s Third Qtr: 29.30s Fourth Qtr: 29.70s

| NoHorse | Plc | Mar | 800 Posi | 400 Posi | Time | 3rd Qtr | 4th Qtr |
|-------------------|-----|-------|-----------|-----------|---------|---------|---------|
| 6 COURAGEOUS SAM | 1 | 0.0m | 4.8m (0) | 4.4m (0) | 2:11.30 | 29.27s | 29.38s |
| 2 TEACHERS PET | 2 | 3.6m | 0.6m (0) | 0.0m (0) | 2:11.58 | 29.25s | 29.97s |
| 7 MANHATTAN LASS | 3 | 15.4m | 14.6m (0) | 14.6m (0) | 2:12.50 | 29.30s | 29.76s |
| 3 TORO DELAGO | 4 | 17.0m | 5.2m (1) | 6.4m (2) | 2:12.62 | 29.38s | 30.48s |
| 1 OUR BOY ROY | 5 | 20.1m | 9.8m (0) | 9.6m (0) | 2:12.86 | 29.28s | 30.48s |
| 4 TELL ME THIS | 6 | 22.4m | 0.0m (1) | 2.4m (1) | 2:13.04 | 29.47s | 31.18s |
| 5 MY SECRET BEACH | 7 | 28.4m | 14.8m (1) | 16.0m (2) | 2:13.51 | 29.38s | 30.62s |
| 8 HEAVENLY SEA | 8 | 74.4m | 10.2m (1) | 11.4m (2) | 2:17.09 | 29.36s | 34.35s |

Finish Position and metres gained from 800m





Home of PJ Harness Analyser

Want to know how successful PJ Harness Analyser is?

Click here for regular updates

www.pjdata.com.au
 admin@pjdata.com.au
 www.facebook.com/PJHarnessRacing



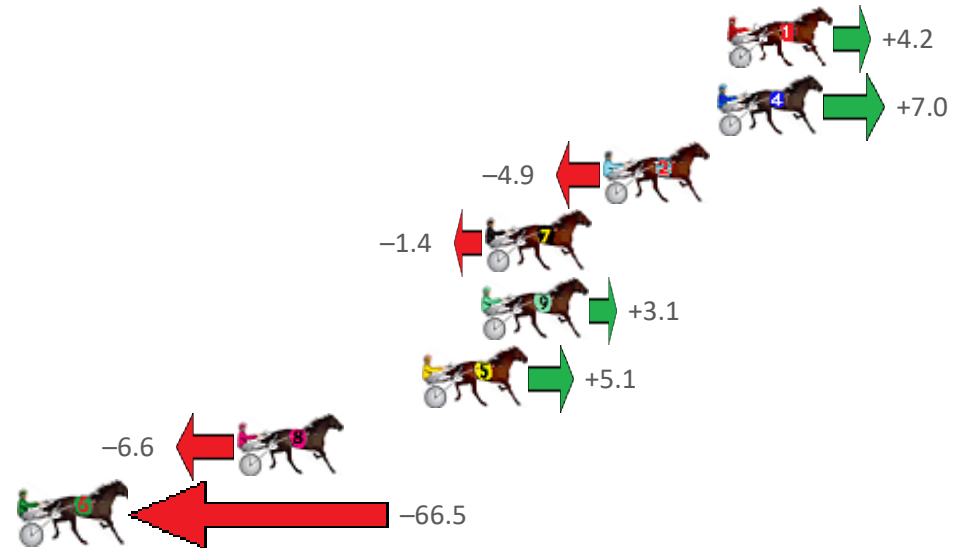
Redcliffe Race 9 Distance 1780m

Wednesday, 28 September 2022

Gross Time: 2:14.10 MileRate: 2:01.20 LeadTime: 11.90s First Qtr: 30.90s Second Qtr: 31.90s Third Qtr: 30.00s Fourth Qtr: 29.40s

| NoHorse | Plc | Mar | 800 Posi | 400 Posi | Time | 3rd Qtr | 4th Qtr |
|---------------------|-----|-------|-----------|-----------|---------|---------|---------|
| 1 PROSPECTUS | 1 | 0.0m | 4.2m (0) | 4.2m (0) | 2:14.10 | 30.00s | 29.09s |
| 4 SHORT LEG SUE | 2 | 0.4m | 7.4m (1) | 7.0m (2) | 2:14.13 | 29.97s | 28.92s |
| 2 CRADOCK | 3 | 4.9m | 0.0m (0) | 0.0m (0) | 2:14.48 | 30.00s | 29.76s |
| 7 TRUE ORIGINS | 4 | 9.6m | 8.2m (0) | 8.2m (0) | 2:14.84 | 30.00s | 29.50s |
| 9 DARED TO DREAM | 5 | 9.7m | 12.8m (0) | 12.8m (0) | 2:14.85 | 30.00s | 29.17s |
| 5 FANCY LIKE BARBIE | 6 | 12.1m | 17.2m (0) | 17.0m (0) | 2:15.03 | 29.98s | 29.04s |
| 8 HURRIKANE JEWELS | 7 | 19.4m | 12.8m (1) | 11.8m (2) | 2:15.60 | 29.93s | 29.96s |
| 6 MYNAMESEVAN | 8 | 69.5m | 3.0m (1) | 4.2m (1) | 2:19.46 | 30.14s | 34.17s |

Finish Position and metres gained from 800m





Home of PJ Harness Analyser

Want to know how successful PJ Harness Analyser is?

Click here for regular updates

www.pjdata.com.au
 admin@pjdata.com.au
 www.facebook.com/PJHarnessRacing

