

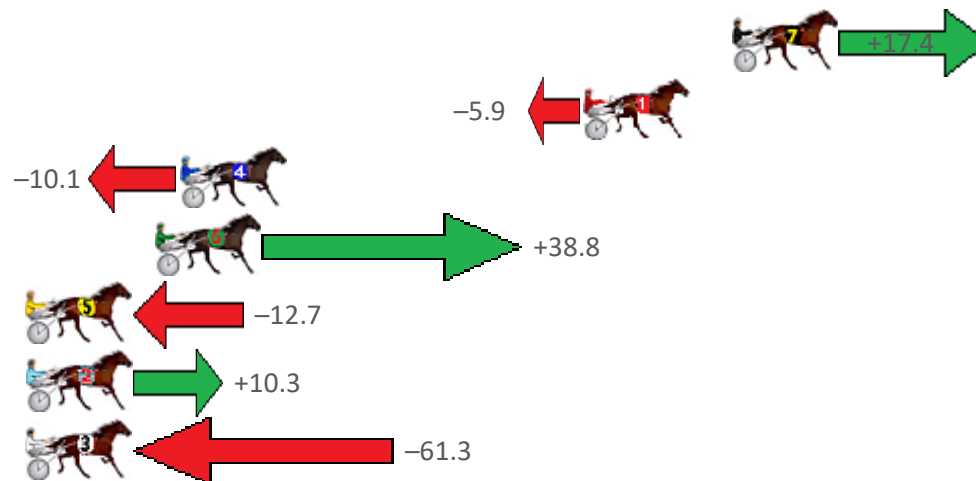
Albion Park Race 1 Distance 1628m

Tuesday, 20 September 2022

Gross Time: 2:07.10 MileRate: 2:02.60 LeadTime: 2.60s First Qtr: 34.90s Second Qtr: 30.60s Third Qtr: 28.70s Fourth Qtr: 30.30s

NoHorse	Plc	Mar	800 Posi	400 Posi	Time	3rd Qtr	4th Qtr
7 PARIS KAY	1	0.0m	17.4m (1)	9.3m (1)	2:07.10	28.14s	29.62s
1 UWOHALI	2	5.9m	0.0m (0)	0.0m (0)	2:07.57	28.70s	30.77s
4 NORTIE NORTIE	3	21.9m	11.8m (0)	4.9m (1)	2:08.84	28.22s	31.68s
6 CONFISCATED	4	22.9m	61.7m (0)	44.2m (0)	2:08.92	27.54s	28.88s
5 SHEZA CHANCE	5	29.0m	16.3m (0)	7.6m (0)	2:09.40	28.10s	32.04s
2 MISS MEMPHIS	6	33.4m	43.7m (0)	33.3m (0)	2:09.75	28.02s	30.51s
3 PANDA FOOEY	7	117.4m	56.1m (0)	78.0m (0)	2:16.41	30.42s	33.89s

Finish Position and metres gained from 800m





Home of PJ Harness Analyser
 Want to know how successful PJ Harness Analyser is?
 Click here for regular updates

www.pjdata.com.au
 admin@pjdata.com.au
 www.facebook.com/PJHarnessRacing



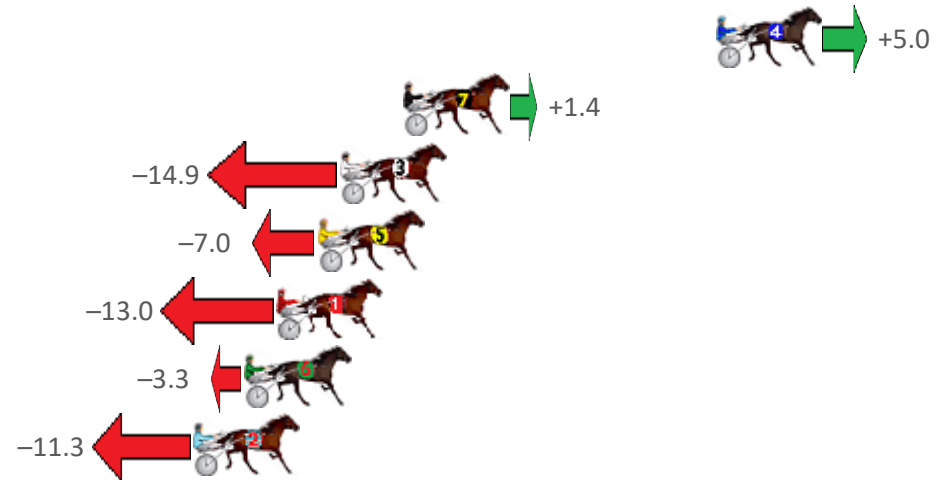
Albion Park Race 2 Distance 2647m

Tuesday, 20 September 2022

Gross Time: 3:19.60 MileRate: 2:00.90 LeadTime: 79.90s First Qtr: 29.80s Second Qtr: 30.90s Third Qtr: 29.20s Fourth Qtr: 29.80s

NoHorse	Plc	Mar	800 Posi	400 Posi	Time	3rd Qtr	4th Qtr
4 SUGARINSPICE	1	0.0m	5.0m (0)	3.8m (0)	3:19.60	29.12s	29.52s
7 YMBRO WASTED	2	12.4m	13.8m (1)	13.6m (1)	3:20.57	29.20s	29.77s
3 RIGONDEAUX	3	14.9m	0.0m (0)	0.0m (0)	3:20.76	29.20s	30.96s
5 MATATOKI	4	15.8m	8.8m (1)	8.7m (1)	3:20.83	29.20s	30.39s
1 KENNY KEKO	5	17.4m	4.4m (1)	3.8m (1)	3:20.96	29.16s	30.88s
6 KINGDOM COME	6	18.7m	15.4m (0)	14.2m (0)	3:21.06	29.12s	30.22s
2 THE REAPER	7	20.7m	9.4m (0)	9.8m (0)	3:21.22	29.24s	30.70s

Finish Position and metres gained from 800m





Home of PJ Harness Analyser

Want to know how successful PJ Harness Analyser is?

Click here for regular updates

www.pjdata.com.au
 admin@pjdata.com.au
 www.facebook.com/PJHarnessRacing



RISE Digital, Harness Racing Australia nor the provider accepts any responsibility for the completeness or accuracy of any of the information contained herein, and makes no representations about its suitability for any particular purpose. Users should make their own judgements about those matters and/or seek independent advice. You assume all risks associated with use of data provided on this page

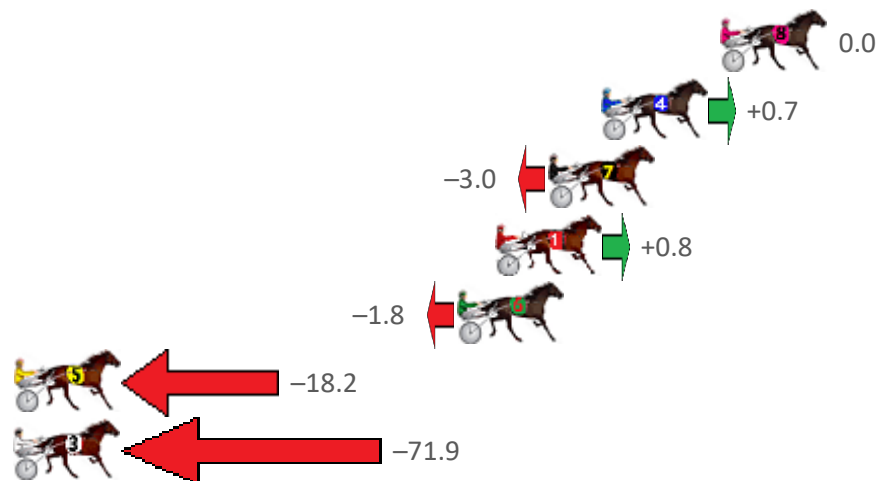
Albion Park Race 3 Distance 2138m

Tuesday, 20 September 2022

Gross Time: 2:46.30 MileRate: 2:03.50 LeadTime: 44.40s First Qtr: 30.70s Second Qtr: 32.30s Third Qtr: 29.90s Fourth Qtr: 29.00s

NoHorse	Plc	Mar	800 Posi	400 Posi	Time	3rd Qtr	4th Qtr
8 ZEALOUS SPUR	1	0.0m	0.0m (0)	0.0m (0)	2:46.30	29.90s	29.00s
4 DELLARIO	2	4.7m	5.4m (0)	4.4m (0)	2:46.66	29.82s	29.04s
7 KAPAI	3	6.8m	3.8m (1)	2.2m (1)	2:46.82	29.78s	29.36s
1 JUST CALL ME MOLL	4	8.9m	9.7m (0)	8.8m (0)	2:46.98	29.82s	29.04s
6 AURORA	5	10.4m	8.6m (1)	6.6m (1)	2:47.09	29.74s	29.31s
5 DON ABRASCO	6	31.7m	13.5m (1)	12.0m (1)	2:48.71	29.78s	30.53s
3 WILLIS GRAHAM	7	178.2m	106.3m (0)	117.5m (0)	2:59.86	30.60s	33.96s

Finish Position and metres gained from 800m





Home of PJ Harness Analyser

Want to know how successful PJ Harness Analyser is?

Click here for regular updates

www.pjdata.com.au
 admin@pjdata.com.au
 www.facebook.com/PJHarnessRacing



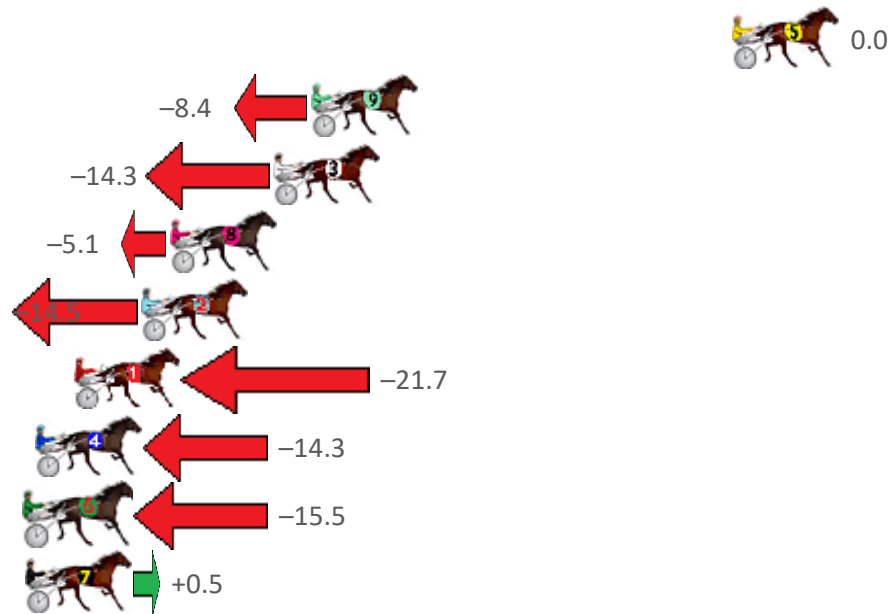
Albion Park Race 4 Distance 1660m

Tuesday, 20 September 2022

Gross Time: 2:01.20 MileRate: 1:57.50 LeadTime: 3.60s First Qtr: 28.70s Second Qtr: 32.70s Third Qtr: 29.10s Fourth Qtr: 27.10s

NoHorse	Plc	Mar	800 Posi	400 Posi	Time	3rd Qtr	4th Qtr
5 BORELLA	1	0.0m	0.0m (0)	0.0m (0)	2:01.20	29.10s	27.10s
9 TACTICS ARE ROLLIN	2	16.7m	8.3m (1)	14.9m (1)	2:02.39	29.54s	27.25s
3 FREE THINKER	3	18.2m	3.9m (1)	10.3m (1)	2:02.50	29.54s	27.68s
8 QUEENSLANDER	4	22.3m	17.2m (1)	19.5m (2)	2:02.79	29.22s	27.33s
2 MORETTA	5	23.4m	8.9m (0)	12.6m (0)	2:02.87	29.34s	27.89s
1 DOLLAR BUCKS	6	26.1m	4.4m (0)	8.0m (0)	2:03.06	29.34s	28.40s
4 FAKE COLLECTION	7	27.6m	13.3m (0)	16.6m (0)	2:03.17	29.30s	27.91s
6 HURRIKANE JEWELS	8	28.2m	12.7m (1)	18.9m (1)	2:03.21	29.50s	27.79s
7 SAINT LOUIS BEAT	9	34.3m	34.8m (1)	21.8m (0)	2:03.65	28.10s	28.03s

Finish Position and metres gained from 800m





Home of PJ Harness Analyser

Want to know how successful PJ Harness Analyser is?

Click here for regular updates

www.pjdata.com.au
 admin@pjdata.com.au
 www.facebook.com/PJHarnessRacing



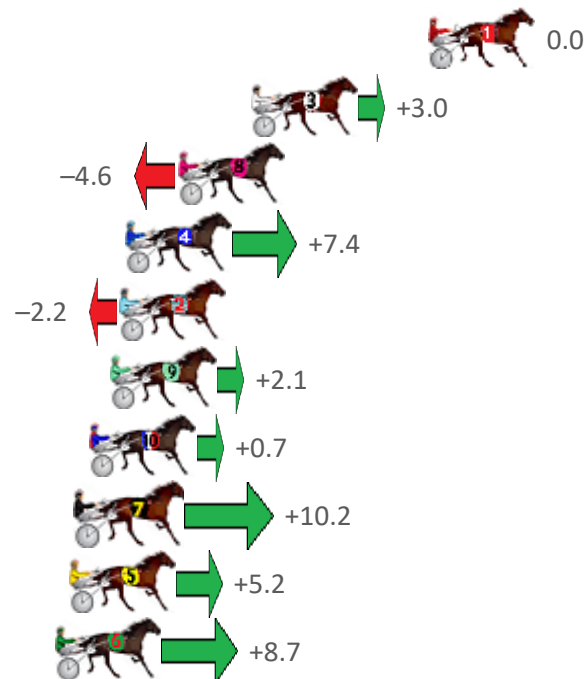
Albion Park Race 5 Distance 1660m

Tuesday, 20 September 2022

Gross Time: 1:57.60 MileRate: 1:54.00 LeadTime: 3.50s First Qtr: 28.20s Second Qtr: 30.40s Third Qtr: 27.40s Fourth Qtr: 28.10s

NoHorse	Plc	Mar	800 Posi	400 Posi	Time	3rd Qtr	4th Qtr
1 THE MAHARANI	1	0.0m	0.0m (0)	0.0m (0)	1:57.60	27.40s	28.10s
3 GOLDEN LACE	2	7.0m	10.0m (0)	9.3m (0)	1:58.12	27.36s	27.98s
8 SHEREACTS	3	9.9m	5.3m (0)	4.6m (0)	1:58.33	27.36s	28.51s
4 ASHLEE NITRO	4	12.0m	19.4m (0)	17.4m (0)	1:58.49	27.28s	27.79s
2 REDBANK MOLLY	5	12.2m	10.0m (1)	4.6m (1)	1:58.50	27.04s	28.68s
9 AYE AYE CAPTAIN	6	12.6m	14.7m (1)	9.3m (1)	1:58.53	27.04s	28.39s
10 DANCELIKEANANGEL	7	13.4m	14.1m (0)	13.3m (0)	1:58.59	27.36s	28.17s
7 SAILALONG SINBAD	8	13.9m	24.1m (0)	21.5m (0)	1:58.63	27.24s	27.65s
5 EUGENIEN	9	14.2m	19.4m (1)	13.3m (1)	1:58.65	27.00s	28.23s
6 MY ULTIMATE VICTO	10	14.8m	23.5m (1)	17.4m (1)	1:58.69	27.00s	27.99s

Finish Position and metres gained from 800m





Home of PJ Harness Analyser
 Want to know how successful PJ Harness Analyser is?
 Click here for regular updates

www.pjdata.com.au
 admin@pjdata.com.au
 www.facebook.com/PJHarnessRacing



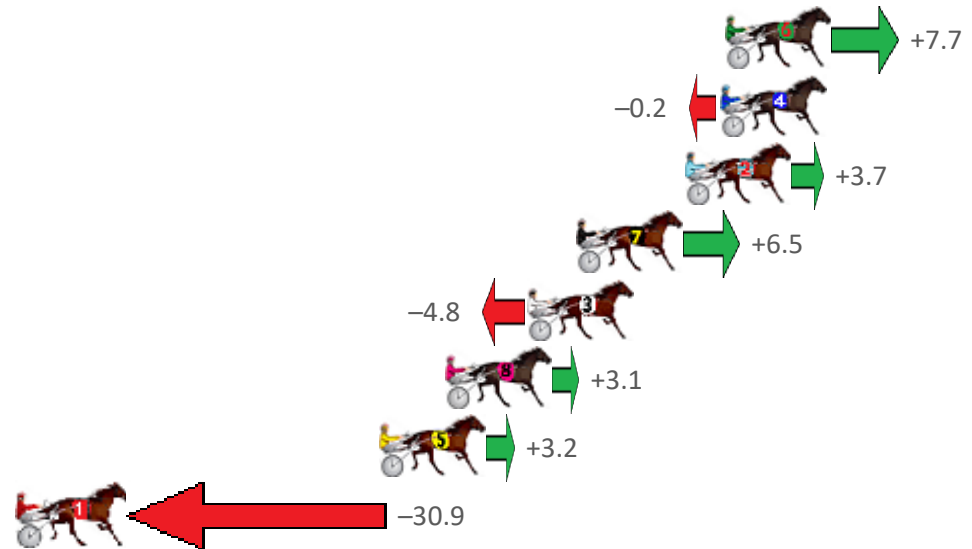
Albion Park Race 6 Distance 1660m

Tuesday, 20 September 2022

Gross Time: 1:57.00 MileRate: 1:53.50 LeadTime: 3.40s First Qtr: 27.30s Second Qtr: 31.00s Third Qtr: 27.20s Fourth Qtr: 28.10s

NoHorse	Plc	Mar	800 Posi	400 Posi	Time	3rd Qtr	4th Qtr
6 SO MUCH MORE	1	0.0m	7.7m (1)	7.6m (2)	1:57.00	27.20s	27.58s
4 HY VOLTAGE	2	0.2m	0.0m (0)	0.0m (0)	1:57.01	27.20s	28.11s
2 RYANS GANGSTER	3	1.6m	5.3m (0)	4.7m (0)	1:57.12	27.16s	27.90s
7 CHAINLINC	4	5.9m	12.4m (1)	12.2m (1)	1:57.44	27.20s	27.70s
3 MAGICOL IDEAL	5	7.8m	3.0m (1)	5.2m (1)	1:57.58	27.36s	28.32s
8 DATTITUDE	6	11.1m	14.2m (0)	15.7m (0)	1:57.82	27.32s	27.84s
5 SMOOTH CASH	7	13.7m	16.9m (1)	16.9m (1)	1:58.01	27.22s	27.95s
1 KYRONTA	8	41.0m	10.1m (0)	11.1m (0)	2:00.03	27.28s	30.37s

Finish Position and metres gained from 800m





Home of PJ Harness Analyser

Want to know how successful PJ Harness Analyser is?

Click here for regular updates

www.pjdata.com.au
 admin@pjdata.com.au
 www.facebook.com/PJHarnessRacing




Albion Park Race 7 Distance 2138m

Tuesday, 20 September 2022

Gross Time: 2:34.30 MileRate: 1:56.20 LeadTime: 38.00s First Qtr: 30.30s Second Qtr: 30.00s Third Qtr: 27.80s Fourth Qtr: 28.20s

NoHorse	Plc	Mar	800 Posi	400 Posi	Time	3rd Qtr	4th Qtr
1 ROLL ONE OVER	1	0.0m	4.1m (0)	4.0m (0)	2:34.30	27.80s	27.92s
3 MARETTI	2	0.8m	0.0m (0)	0.0m (0)	2:34.36	27.80s	28.26s
8 MOHS EM DOWN	3	4.4m	9.3m (0)	8.6m (0)	2:34.63	27.76s	27.93s
6 ROCK BOTTOM	4	6.5m	8.1m (1)	6.9m (1)	2:34.78	27.72s	28.20s
4 HANDSOME HERO	5	7.1m	13.3m (0)	13.2m (0)	2:34.83	27.80s	27.81s
2 SO BOBS YOUR UNCL	6	9.0m	12.2m (1)	11.5m (1)	2:34.97	27.76s	28.07s
9 ADMIRAL BRONSKI	7	9.8m	16.8m (1)	15.0m (2)	2:35.03	27.68s	27.89s
7 JONAH JONES	8	11.0m	17.4m (0)	17.2m (0)	2:35.12	27.80s	27.82s
5 TULHURST ACE	9	14.1m	20.8m (1)	19.0m (1)	2:35.34	27.68s	27.92s

Finish Position and metres gained from 800m





Home of PJ Harness Analyser

Want to know how successful PJ Harness Analyser is?
[Click here for regular updates](#)

www.pjdata.com.au
 admin@pjdata.com.au
 www.facebook.com/PJHarnessRacing



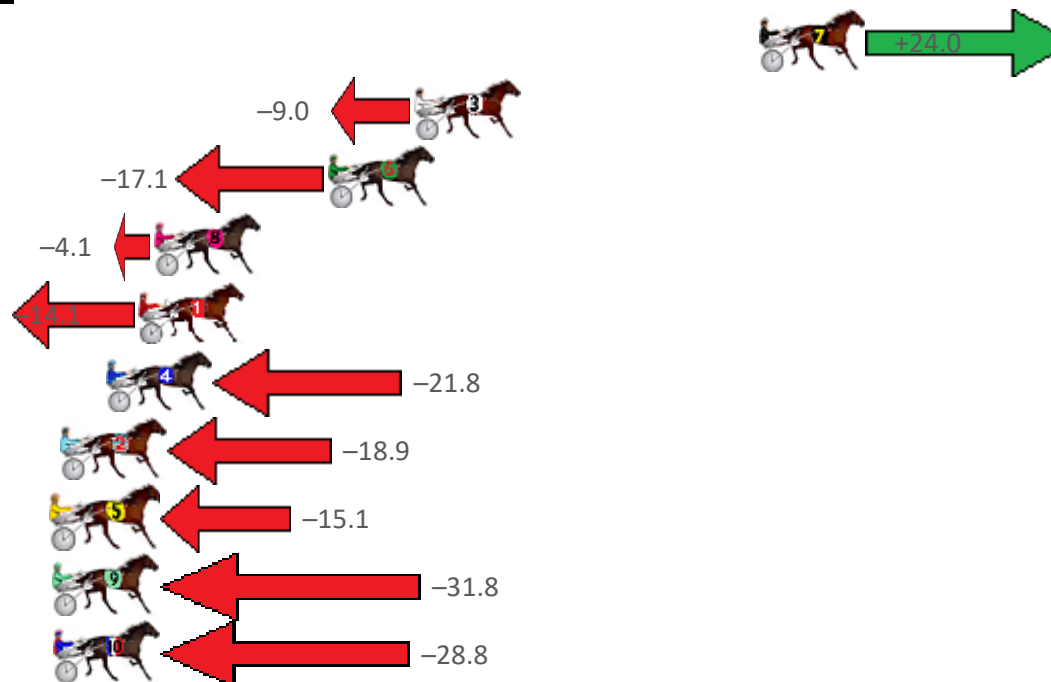
Albion Park Race 8 Distance 1660m

Tuesday, 20 September 2022

Gross Time: 1:57.20 MileRate: 1:53.70 LeadTime: 3.30s First Qtr: 27.60s Second Qtr: 30.20s Third Qtr: 27.50s Fourth Qtr: 28.60s

NoHorse	Plc	Mar	800 Posi	400 Posi	Time	3rd Qtr	4th Qtr
7 BETTORS HOPE	1	0.0m	24.0m (1)	0.0m (0)	1:57.20	25.86s	28.60s
3 LOVIN MISS DIXIE	2	13.7m	4.7m (0)	11.5m (0)	1:58.23	27.98s	28.83s
6 LITTLELIONELJAMES	3	17.1m	0.0m (0)	6.9m (0)	1:58.48	27.98s	29.40s
8 LANCELOT BROMAC	4	24.0m	19.9m (0)	29.8m (0)	1:59.00	28.22s	28.32s
1 BEACH ON FIRE	5	24.6m	10.5m (0)	17.8m (0)	1:59.05	28.02s	29.21s
4 JAY TEE TYRON	6	25.9m	4.1m (1)	13.2m (1)	1:59.15	28.14s	29.63s
2 SHEZ ALL STYLE	7	27.7m	8.8m (1)	17.8m (1)	1:59.28	28.14s	29.44s
5 GOALKICKER	8	30.3m	15.2m (0)	24.7m (0)	1:59.48	28.18s	29.16s
9 AQUA CRUISER	9	46.4m	14.6m (1)	27.5m (1)	2:00.68	28.42s	30.16s
10 COURAGEOUS LEO	10	48.1m	19.3m (1)	25.2m (2)	2:00.81	27.94s	30.45s

Finish Position and metres gained from 800m



Home of PJ Harness Analyser

Want to know how successful PJ Harness Analyser is?
Click here for regular updates

www.pjdata.com.au admin@pjdata.com.au www.facebook.com/PJHarnessRacing



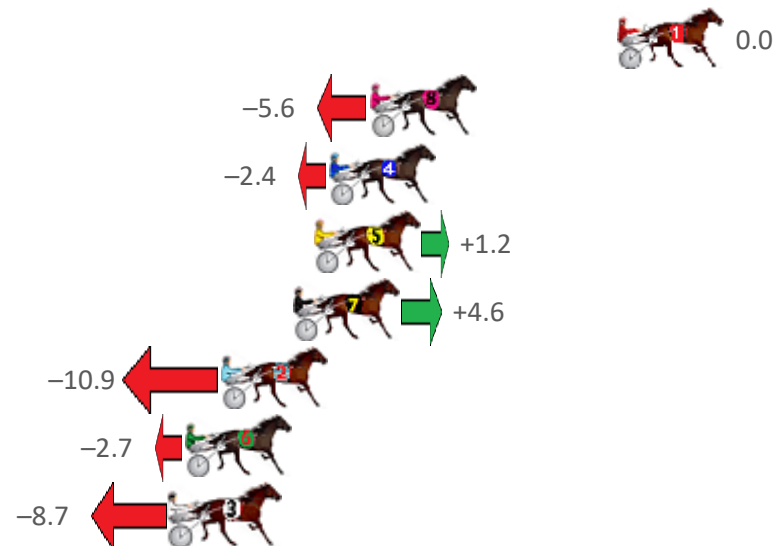
Albion Park Race 9 Distance 1660m

Tuesday, 20 September 2022

Gross Time: 1:56.50 MileRate: 1:52.90 LeadTime: 3.50s First Qtr: 28.20s Second Qtr: 30.10s Third Qtr: 26.80s Fourth Qtr: 27.90s

NoHorse	Plc	Mar	800 Posi	400 Posi	Time	3rd Qtr	4th Qtr
1 MOLLIESMARYELLE	1	0.0m	0.0m (0)	0.0m (0)	1:56.50	26.80s	27.90s
8 JUST ROKIN	2	9.8m	4.2m (0)	5.3m (0)	1:57.22	26.88s	28.26s
4 OHOKA JIMMY	3	11.4m	9.0m (1)	9.4m (1)	1:57.34	26.84s	28.10s
5 ROCKNROLL CLASSIC	4	12.0m	13.2m (1)	10.0m (2)	1:57.38	26.60s	28.10s
7 ITZ CHEROKEE JACK	5	12.8m	17.4m (1)	15.3m (2)	1:57.44	26.68s	27.80s
2 LEITHEN BURN	6	15.7m	4.8m (1)	4.7m (1)	1:57.65	26.80s	28.73s
6 KEAYANG MARVEN	7	17.1m	14.4m (0)	17.1m (1)	1:57.75	27.00s	27.99s
3 STOMPEN	8	17.7m	9.0m (0)	13.5m (0)	1:57.80	27.12s	28.28s

Finish Position and metres gained from 800m





Home of PJ Harness Analyser
 Want to know how successful PJ Harness Analyser is?
 Click here for regular updates

www.pjdata.com.au
 admin@pjdata.com.au
 www.facebook.com/PJHarnessRacing




Albion Park Race 10 Distance 1660m

Tuesday, 20 September 2022

Gross Time: 1:56.90 MileRate: 1:53.40 LeadTime: 3.50s First Qtr: 27.90s Second Qtr: 30.30s Third Qtr: 27.70s Fourth Qtr: 27.50s

NoHorse	Plc	Mar	800 Posi	400 Posi	Time	3rd Qtr	4th Qtr
8 CHEER LEADER	1	0.0m	4.7m (0)	4.1m (0)	1:56.90	27.66s	27.22s
1 MISS FROUFROU	2	1.1m	0.0m (0)	0.0m (0)	1:56.98	27.70s	27.58s
6 THE HARRIS HAWK	3	5.6m	8.7m (0)	8.2m (0)	1:57.31	27.66s	27.35s
9 WHATA TERROR	4	26.0m	14.0m (1)	9.9m (2)	1:58.78	27.42s	28.70s
4 OUR FRIEND	5	30.2m	0.6m (1)	5.3m (1)	1:59.09	28.02s	29.33s
3 ALL THE FOURS	6	36.5m	9.3m (1)	12.8m (0)	1:59.54	27.94s	29.26s
7 ARTS PEREGRINE	7	37.8m	18.0m (1)	15.8m (1)	1:59.64	27.54s	29.16s

Finish Position and metres gained from 800m





Home of PJ Harness Analyser
 Want to know how successful PJ Harness Analyser is?
 Click here for regular updates

www.pjdata.com.au
 admin@pjdata.com.au
 www.facebook.com/PJHarnessRacing

