

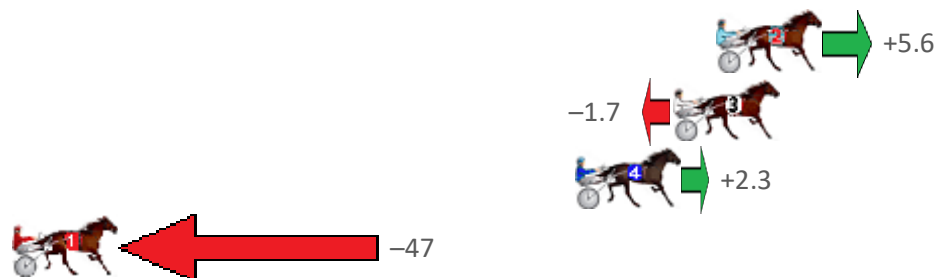
Albion Park Race 1 Distance 1628m

Tuesday, 6 September 2022

Gross Time: 2:05.90 MileRate: 2:04.40 LeadTime: 2.70s First Qtr: 33.00s Second Qtr: 31.60s Third Qtr: 28.70s Fourth Qtr: 29.90s

No Horse	Plc	Mar	800 Posi	400 Posi	Time	3rd Qtr	4th Qtr
2 PANDA FOOEY	1	0.0m	5.6m (0)	9.9m (0)	2:05.90	29.02s	29.18s
3 UWOHALI	2	1.7m	0.0m (0)	0.0m (0)	2:06.03	28.70s	30.03s
4 YSMIR	3	5.6m	7.9m (1)	4.4m (1)	2:06.34	28.46s	30.02s
1 THE EMULATOR	4	119.8m	73.2m (0)	78.8m (0)	2:15.28	29.22s	33.54s

Finish Position and metres gained from 800m





Home of PJ Harness Analyser

Want to know how successful PJ Harness Analyser is?
[Click here for regular updates](#)



www.pjdata.com.au
 admin@pjdata.com.au
 www.facebook.com/PJHarnessRacing

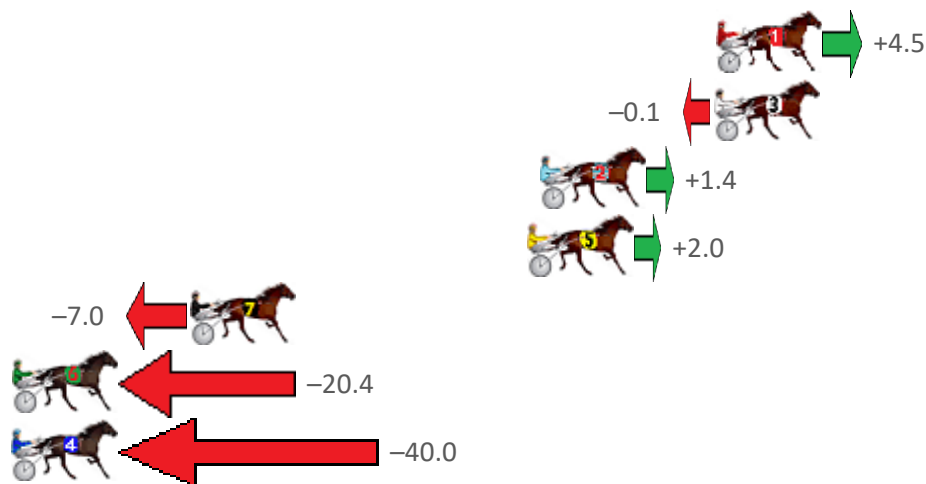
Albion Park Race 2 Distance 2138m

Tuesday, 6 September 2022

Gross Time: 2:40.90 MileRate: 2:01.10 LeadTime: 42.20s First Qtr: 30.50s Second Qtr: 30.90s Third Qtr: 28.90s Fourth Qtr: 28.40s

No Horse	Plc	Mar	800 Posi	400 Posi	Time	3rd Qtr	4th Qtr
1 RILEY MOMENT	1	0.0m	4.5m (0)	4.5m (0)	2:40.90	28.90s	28.08s
3 IM THE COMMANDO	2	0.1m	0.0m (0)	0.0m (0)	2:40.91	28.90s	28.41s
2 COCHY MALC	3	7.0m	8.4m (1)	1.7m (1)	2:41.42	28.42s	28.80s
5 MATATOKI	4	7.5m	9.5m (0)	9.0m (0)	2:41.46	28.86s	28.32s
7 JEDDY R YA READY	5	20.9m	13.9m (0)	11.8m (1)	2:42.46	28.74s	29.12s
6 GLOBAL FLIGHT	6	50.2m	29.8m (0)	10.1m (2)	2:44.65	27.48s	31.43s
4 RIGONDEAUX	7	52.8m	12.8m (1)	5.1m (2)	2:44.84	28.34s	31.98s

Finish Position and metres gained from 800m





Home of PJ Harness Analyser

Want to know how successful PJ Harness Analyser is?

Click here for regular updates

www.pjdata.com.au
 admin@pjdata.com.au
 www.facebook.com/PJHarnessRacing




Albion Park Race 3 Distance 2138m

Tuesday, 6 September 2022

Gross Time: 2:43.00 MileRate: 2:01.00 LeadTime: 42.10s First Qtr: 31.20s Second Qtr: 30.80s Third Qtr: 28.90s Fourth Qtr: 30.00s

No Horse	Plc	Mar	800 Posi	400 Posi	Time	3rd Qtr	4th Qtr
8 BOURBONON THERO	1	0.0m	14.5m (0)	10.9m (0)	2:43.00	28.66s	29.20s
9 KENNY KEKO	2	0.8m	3.4m (1)	0.0m (1)	2:43.06	28.66s	30.06s
6 YEA YOU	3	5.3m	9.5m (0)	5.5m (1)	2:43.42	28.62s	30.02s
2 JUST CALL ME MOLL	4	8.9m	0.0m (0)	0.6m (0)	2:43.70	28.94s	30.66s
4 WILLIS GRAHAM	5	9.0m	4.5m (0)	4.9m (0)	2:43.71	28.94s	30.35s
10 EVERYSECONDCOUN	6	15.8m	21.2m (1)	18.6m (1)	2:44.24	28.74s	29.88s
3 SONETTO	7	35.0m	22.8m (0)	23.5m (0)	2:45.75	28.98s	31.03s
7 IMA CALVERT ROSE	8	36.7m	18.9m (0)	18.0m (0)	2:45.88	28.86s	31.56s
1 CHOCOLATEHANDFU	9	37.5m	16.2m (1)	26.2m (2)	2:45.95	29.66s	31.03s
5 SET ME FREE	10	66.5m	10.0m (1)	23.0m (1)	2:48.23	29.86s	33.55s

Finish Position and metres gained from 800m





Home of PJ Harness Analyser

Want to know how successful PJ Harness Analyser is?

[Click here for regular updates](#)

www.pjdata.com.au
 admin@pjdata.com.au
 www.facebook.com/PJHarnessRacing



RISE Digital, Harness Racing Australia nor the provider accepts any responsibility for the completeness or accuracy of any of the information contained herein, and makes no representations about its suitability for any particular purpose. Users should make their own judgements about those matters and/or seek independent advice. You assume all risks associated with use of data provided on this page

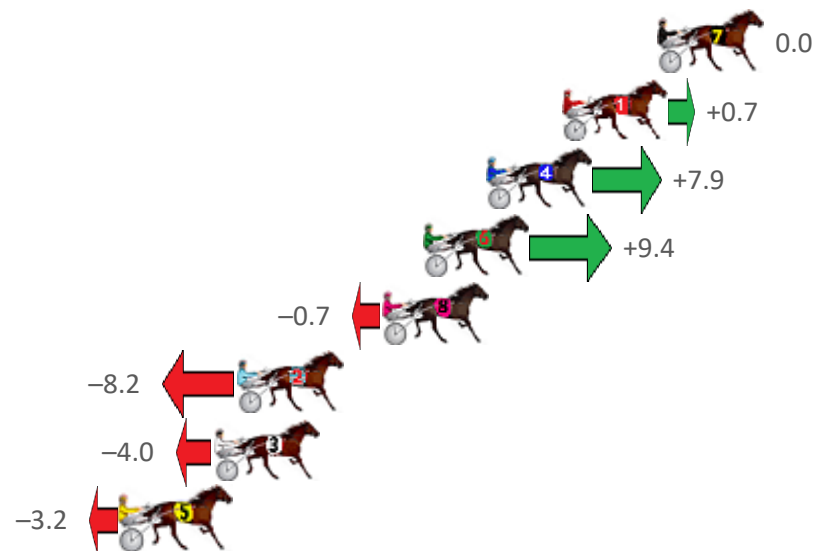
Albion Park Race 4 Distance 1660m

Tuesday, 6 September 2022

Gross Time: 1:59.00 MileRate: 1:55.40 LeadTime: 3.40s First Qtr: 28.20s Second Qtr: 30.80s Third Qtr: 28.40s Fourth Qtr: 28.20s

No Horse	Plc	Mar	800 Posi	400 Posi	Time	3rd Qtr	4th Qtr
7 CAPTAIN BRAVEHEA	1	0.0m	0.0m (0)	0.0m (0)	1:59.00	28.40s	28.20s
1 EMPRESS BYELINE	2	3.8m	4.5m (0)	4.0m (0)	1:59.28	28.36s	28.20s
4 BRONSKI DELIGHT	3	6.8m	14.7m (1)	10.2m (1)	1:59.50	28.08s	27.98s
6 SII SEMPRE TILLY	4	9.3m	18.7m (1)	14.8m (1)	1:59.69	28.12s	27.85s
8 HEARTBREAK	5	10.9m	10.2m (1)	5.7m (1)	1:59.81	28.08s	28.61s
2 KOOKABURRAPRINC	6	16.7m	8.5m (0)	9.7m (0)	2:00.24	28.48s	28.76s
3 SIGNOR JUJON	7	17.6m	13.6m (0)	14.8m (0)	2:00.30	28.48s	28.46s
5 THE RAGNBONE MA	8	21.3m	18.1m (0)	19.3m (1)	2:00.58	28.48s	28.42s

Finish Position and metres gained from 800m





Home of PJ Harness Analyser

Want to know how successful PJ Harness Analyser is?
[Click here for regular updates](#)



www.pjdata.com.au
 admin@pjdata.com.au
 www.facebook.com/PJHarnessRacing

RISE Digital, Harness Racing Australia nor the provider accepts any responsibility for the completeness or accuracy of any of the information contained herein, and makes no representations about its suitability for any particular purpose. Users should make their own judgements about those matters and/or seek independent advice. You assume all risks associated with use of data provided on this page

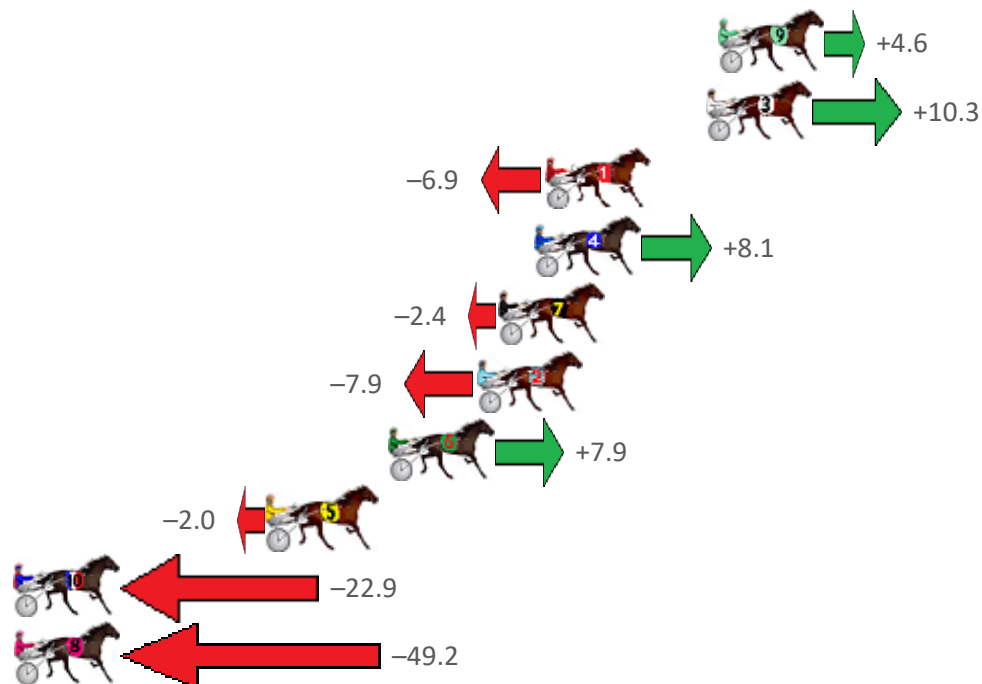
Albion Park Race 5 Distance 1660m

Tuesday, 6 September 2022

Gross Time: 2:00.70 MileRate: 1:57.00 LeadTime: 3.50s First Qtr: 28.80s Second Qtr: 31.30s Third Qtr: 28.30s Fourth Qtr: 28.80s

No Horse	Plc	Mar	800 Posi	400 Posi	Time	3rd Qtr	4th Qtr
9 MISS FROUFROU	1	0.0m	4.6m (0)	4.0m (0)	2:00.70	28.26s	28.52s
3 SKY BLU	2	0.5m	10.8m (1)	5.6m (1)	2:00.74	27.94s	28.44s
1 FAKE COLLECTION	3	6.9m	0.0m (0)	0.0m (0)	2:01.22	28.30s	29.32s
4 TACTICS ARE ROLLIN	4	7.3m	15.4m (1)	12.4m (1)	2:01.25	28.10s	28.47s
7 CRADOCK	5	8.7m	6.3m (1)	5.6m (2)	2:01.36	28.26s	29.06s
2 DONT FEAR FOR ME	6	9.6m	1.7m (1)	1.1m (1)	2:01.43	28.26s	29.45s
6 WANDARY DELIGHT	7	13.1m	21.0m (1)	16.4m (1)	2:01.69	27.98s	28.63s
5 SPRING INTO ACTIO	8	17.9m	15.9m (0)	17.5m (0)	2:02.05	28.42s	28.91s
10 ROCKON ALLIE	9	33.1m	10.2m (0)	12.4m (0)	2:03.20	28.46s	30.42s
8 SAINT LOUIS BEAT	10	126.8m	77.6m (0)	84.3m (0)	2:10.29	28.82s	32.41s

Finish Position and metres gained from 800m





Home of PJ Harness Analyser

Want to know how successful PJ Harness Analyser is?
[Click here for regular updates](#)

www.pjdata.com.au
 admin@pjdata.com.au
 www.facebook.com/PJHarnessRacing



RISE Digital, Harness Racing Australia nor the provider accepts any responsibility for the completeness or accuracy of any of the information contained herein, and makes no representations about its suitability for any particular purpose. Users should make their own judgements about those matters and/or seek independent advice. You assume all risks associated with use of data provided on this page

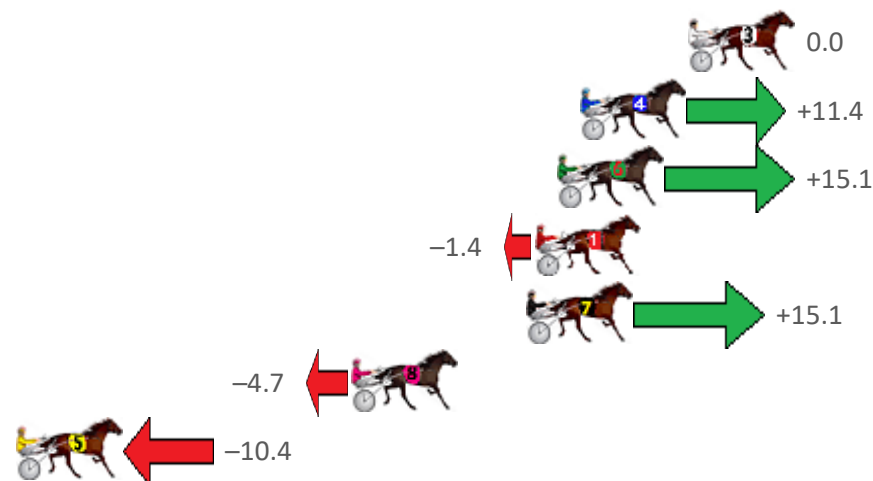
Albion Park Race 6 Distance 1660m

Tuesday, 6 September 2022

Gross Time: 1:56.70 MileRate: 1:53.10 LeadTime: 3.40s First Qtr: 28.20s Second Qtr: 27.70s Third Qtr: 28.30s Fourth Qtr: 29.10s

No Horse	Plc	Mar	800 Posi	400 Posi	Time	3rd Qtr	4th Qtr
3 TARGARYEN	1	0.0m	0.0m (0)	0.0m (0)	1:56.70	28.30s	29.10s
4 OHOKA JIMMY	2	4.3m	15.7m (1)	10.1m (1)	1:57.03	27.94s	28.71s
6 GLENLEDI BOY	3	5.2m	20.3m (1)	12.9m (2)	1:57.10	27.82s	28.58s
1 HE SAID SHE SAID	4	6.1m	4.7m (0)	3.9m (0)	1:57.17	28.26s	29.29s
7 ITZ CHEROKEE JACK	5	6.4m	21.5m (0)	17.4m (1)	1:57.19	28.06s	28.35s
8 TEDDY FEELS GOOD	6	13.4m	8.7m (0)	5.6m (1)	1:57.72	28.10s	29.72s
5 STOMPPEM	7	26.7m	16.3m (0)	10.7m (0)	1:58.74	27.94s	30.38s

Finish Position and metres gained from 800m





Home of PJ Harness Analyser

Want to know how successful PJ Harness Analyser is?
Click here for regular updates

www.pjdata.com.au
 admin@pjdata.com.au
 www.facebook.com/PJHarnessRacing



RISE Digital, Harness Racing Australia nor the provider accepts any responsibility for the completeness or accuracy of any of the information contained herein, and makes no representations about its suitability for any particular purpose. Users should make their own judgements about those matters and/or seek independent advice. You assume all risks associated with use of data provided on this page

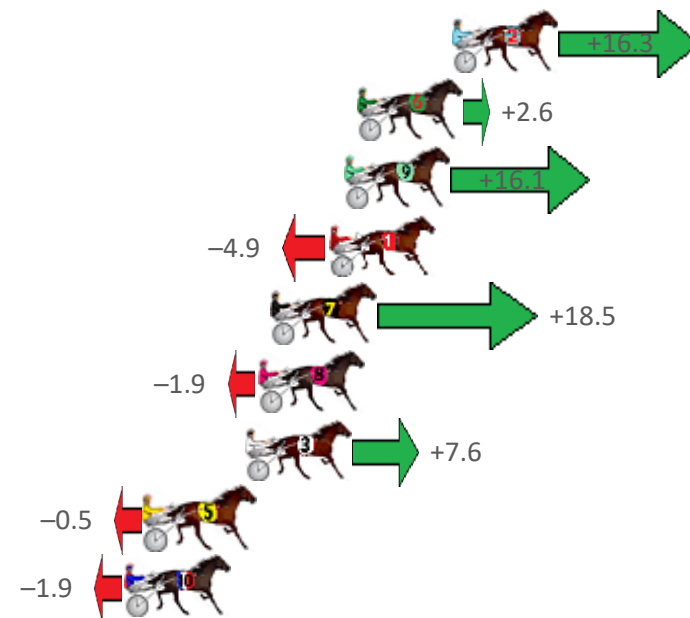
Albion Park Race 7 Distance 1660m

Tuesday, 6 September 2022

Gross Time: 1:58.80 MileRate: 1:55.10 LeadTime: 3.50s First Qtr: 28.20s Second Qtr: 30.20s Third Qtr: 27.60s Fourth Qtr: 29.30s

No Horse	Plc	Mar	800 Posi	400 Posi	Time	3rd Qtr	4th Qtr
2 BETTORS HOPE	1	0.0m	16.3m (1)	6.2m (2)	1:58.80	26.92s	28.86s
6 BETTING ORIGIN	2	3.8m	6.4m (1)	5.7m (1)	1:59.09	27.56s	29.19s
9 LANCELOT BROMAC	3	4.3m	20.4m (1)	14.7m (1)	1:59.13	27.24s	28.59s
1 MAYWYN MACDUFF	4	4.9m	0.0m (0)	0.0m (0)	1:59.18	27.60s	29.68s
7 VOODOO FELLA	5	7.2m	25.7m (1)	16.4m (2)	1:59.35	27.00s	28.69s
8 JAY TEE TYRON	6	7.7m	5.8m (0)	6.8m (0)	1:59.39	27.68s	29.41s
3 SHEZ ALL STYLE	7	8.2m	15.8m (0)	15.8m (0)	1:59.43	27.64s	28.81s
5 O B LEGAL	8	12.2m	11.7m (1)	10.2m (1)	1:59.74	27.52s	29.52s
10 CHAL BE	9	13.0m	11.1m (0)	11.3m (0)	1:59.80	27.64s	29.50s

Finish Position and metres gained from 800m





Home of PJ Harness Analyser

Want to know how successful PJ Harness Analyser is?

Click here for regular updates

www.pjdata.com.au
 admin@pjdata.com.au
 www.facebook.com/PJHarnessRacing



RISE Digital, Harness Racing Australia nor the provider accepts any responsibility for the completeness or accuracy of any of the information contained herein, and makes no representations about its suitability for any particular purpose. Users should make their own judgements about those matters and/or seek independent advice. You assume all risks associated with use of data provided on this page

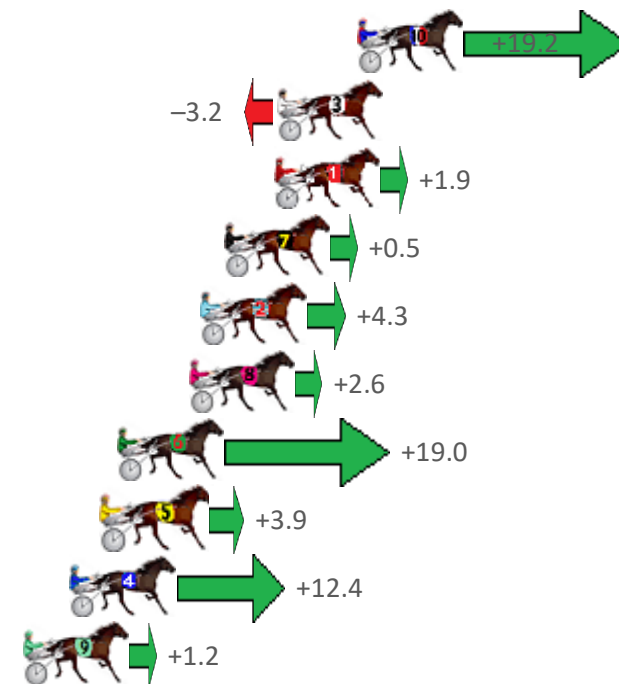
Albion Park Race 8 Distance 2138m

Tuesday, 6 September 2022

Gross Time: 2:34.60 MileRate: 1:56.40 LeadTime: 37.40s First Qtr: 30.20s Second Qtr: 30.50s Third Qtr: 27.70s Fourth Qtr: 28.80s

No Horse	Plc	Mar	800 Posi	400 Posi	Time	3rd Qtr	4th Qtr
10 KEY LARGO	1	0.0m	19.2m (1)	5.7m (2)	2:34.60	26.78s	28.40s
3 MARETTI	2	3.2m	0.0m (0)	0.0m (0)	2:34.84	27.70s	29.04s
1 ROLL ONE OVER	3	3.3m	5.2m (0)	4.6m (0)	2:34.85	27.66s	28.73s
7 ROCK BOTTOM	4	5.3m	5.8m (1)	1.7m (1)	2:35.00	27.42s	29.08s
2 MAJORDOIT	5	6.2m	10.5m (1)	8.6m (1)	2:35.07	27.58s	28.67s
8 JUST ROKIN	6	6.7m	9.3m (0)	9.7m (0)	2:35.11	27.74s	28.63s
6 ADMIRAL BRONSKI	7	9.5m	28.5m (1)	16.5m (2)	2:35.32	26.90s	28.36s
5 CAPTAIN KIRK	8	10.1m	14.0m (0)	13.7m (0)	2:35.36	27.70s	28.60s
4 SO BOBS YOUR UNCL	9	11.4m	23.8m (1)	13.7m (1)	2:35.46	27.02s	28.70s
9 TULHURST ACE	10	13.3m	14.5m (1)	1.7m (2)	2:35.61	26.82s	29.69s

Finish Position and metres gained from 800m





Home of PJ Harness Analyser
Want to know how successful PJ Harness Analyser is?
Click here for regular updates

www.pjdata.com.au
 admin@pjdata.com.au
 www.facebook.com/PJHarnessRacing



RISE Digital, Harness Racing Australia nor the provider accepts any responsibility for the completeness or accuracy of any of the information contained herein, and makes no representations about its suitability for any particular purpose. Users should make their own judgements about those matters and/or seek independent advice. You assume all risks associated with use of data provided on this page

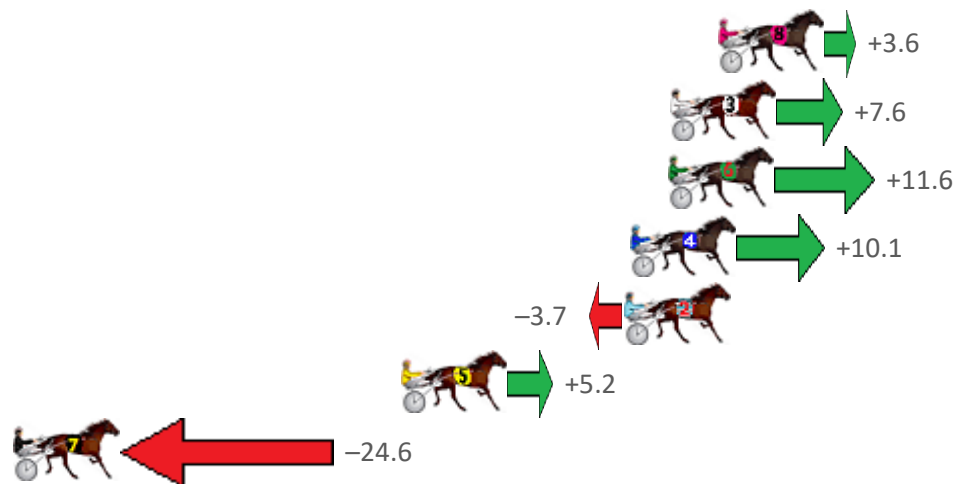
Albion Park Race 9 Distance 1660m

Tuesday, 6 September 2022

Gross Time: 1:56.20 MileRate: 1:52.70 LeadTime: 3.30s First Qtr: 28.20s Second Qtr: 28.40s Third Qtr: 27.20s Fourth Qtr: 29.10s

No Horse	Plc	Mar	800 Posi	400 Posi	Time	3rd Qtr	4th Qtr
8 LOVE YOUR WORK	1	0.0m	3.6m (1)	0.6m (1)	1:56.20	27.00s	29.06s
3 MUCH BETTOR	2	1.9m	9.5m (0)	10.9m (0)	1:56.35	27.32s	28.49s
6 BOMBADIER JUJON	3	2.0m	13.6m (0)	14.9m (0)	1:56.35	27.32s	28.21s
4 RONALDO	4	3.5m	13.6m (1)	13.2m (2)	1:56.47	27.20s	28.45s
2 ROCKNROLL CLASSIC	5	3.7m	0.0m (0)	0.0m (0)	1:56.48	27.20s	29.38s
5 SHES MISS DEVINE	6	12.6m	17.8m (1)	17.2m (1)	1:57.16	27.20s	28.86s
7 MAYWYNS COURAG	7	34.1m	9.5m (1)	10.3m (1)	1:58.80	27.28s	30.98s

Finish Position and metres gained from 800m





Home of PJ Harness Analyser

Want to know how successful PJ Harness Analyser is?

Click here for regular updates

www.pjdata.com.au
 admin@pjdata.com.au
 www.facebook.com/PJHarnessRacing



RISE Digital, Harness Racing Australia nor the provider accepts any responsibility for the completeness or accuracy of any of the information contained herein, and makes no representations about its suitability for any particular purpose. Users should make their own judgements about those matters and/or seek independent advice. You assume all risks associated with use of data provided on this page

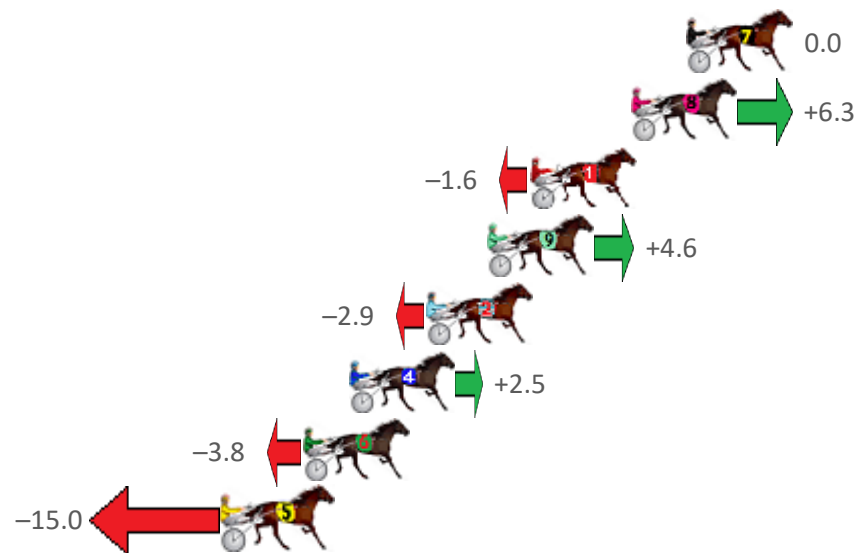
Albion Park Race 10 Distance 1660m

Tuesday, 6 September 2022

Gross Time: 1:58.10 MileRate: 1:54.50 LeadTime: 3.50s First Qtr: 27.60s Second Qtr: 30.80s Third Qtr: 28.30s Fourth Qtr: 27.90s

No Horse	Plc	Mar	800 Posi	400 Posi	Time	3rd Qtr	4th Qtr
7 LEITHEN BURN	1	0.0m	0.0m (0)	0.0m (0)	1:58.10	28.30s	27.90s
8 CATSEYE BEACH	2	2.2m	8.5m (0)	8.6m (0)	1:58.26	28.30s	27.46s
1 MY ULTIMATE VICTO	3	6.2m	4.6m (0)	4.9m (0)	1:58.55	28.32s	28.01s
9 IMA SOCIALITE	4	7.9m	12.5m (0)	13.2m (0)	1:58.68	28.34s	27.56s
2 MAGICOL IDEAL	5	10.3m	7.4m (1)	5.7m (1)	1:58.86	28.18s	28.26s
4 CHANCELESS CENTU	6	13.4m	15.9m (1)	13.2m (1)	1:59.08	28.10s	27.96s
6 HEZ ON THE BUZZER	7	15.2m	11.4m (1)	9.2m (2)	1:59.22	28.14s	28.38s
5 SMOOTH CASH	8	18.4m	3.4m (1)	1.7m (1)	1:59.45	28.18s	29.13s

Finish Position and metres gained from 800m





Home of PJ Harness Analyser

Want to know how successful PJ Harness Analyser is?
Click here for regular updates

www.pjdata.com.au
 admin@pjdata.com.au
 www.facebook.com/PJHarnessRacing



RISE Digital, Harness Racing Australia nor the provider accepts any responsibility for the completeness or accuracy of any of the information contained herein, and makes no representations about its suitability for any particular purpose. Users should make their own judgements about those matters and/or seek independent advice. You assume all risks associated with use of data provided on this page