

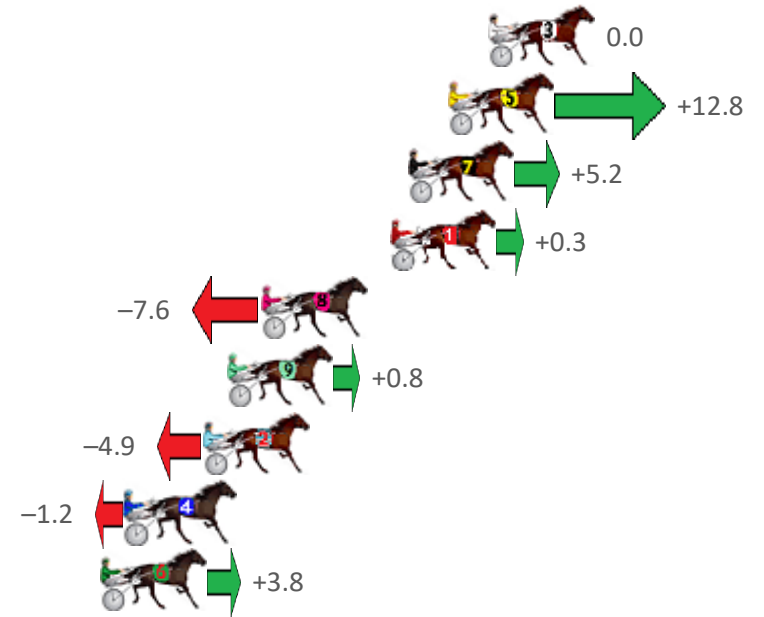
Redcliffe Race 1 Distance 2040m

Wednesday, 31 August 2022

Gross Time: 2:31.80 MileRate: 1:59.80 LeadTime: 31.80s First Qtr: 32.20s Second Qtr: 31.40s Third Qtr: 28.00s Fourth Qtr: 28.40s

No Horse	Plc	Mar	800 Posi	400 Posi	Time	3rd Qtr	4th Qtr
3 ZARAS A TREASURE	1	0.0m	0.0m (0)	0.0m (0)	2:31.80	28.00s	28.40s
5 EVERYTHING HAPPE	2	1.6m	14.4m (2)	4.2m (2)	2:31.92	27.29s	28.22s
7 IDEAL TIGER	3	3.2m	8.4m (0)	10.0m (0)	2:32.04	28.12s	27.92s
1 MONTEREY JACK	4	3.9m	4.2m (0)	5.4m (0)	2:32.09	28.08s	28.29s
8 LUXURY LAD	5	9.0m	1.4m (1)	2.6m (1)	2:32.47	28.08s	28.85s
9 YANKEE C J	6	10.4m	11.2m (1)	10.4m (2)	2:32.58	27.94s	28.40s
2 VODKA EN ICE	7	11.3m	6.4m (1)	7.8m (1)	2:32.64	28.10s	28.65s
4 GANGBUSTER	8	14.4m	13.2m (0)	14.4m (0)	2:32.87	28.08s	28.40s
6 IL MAXIMUS	9	15.4m	19.2m (2)	16.0m (1)	2:32.95	27.78s	28.36s

Finish Position and metres gained from 800m





Home of PJ Harness Analyser

Want to know how successful PJ Harness Analyser is?
[Click here for regular updates](#)

www.pjdata.com.au
 admin@pjdata.com.au
 www.facebook.com/PJHarnessRacing



RISE Digital, Harness Racing Australia nor the provider accepts any responsibility for the completeness or accuracy of any of the information contained herein, and makes no representations about its suitability for any particular purpose. Users should make their own judgements about those matters and/or seek independent advice. You assume all risks associated with use of data provided on this page

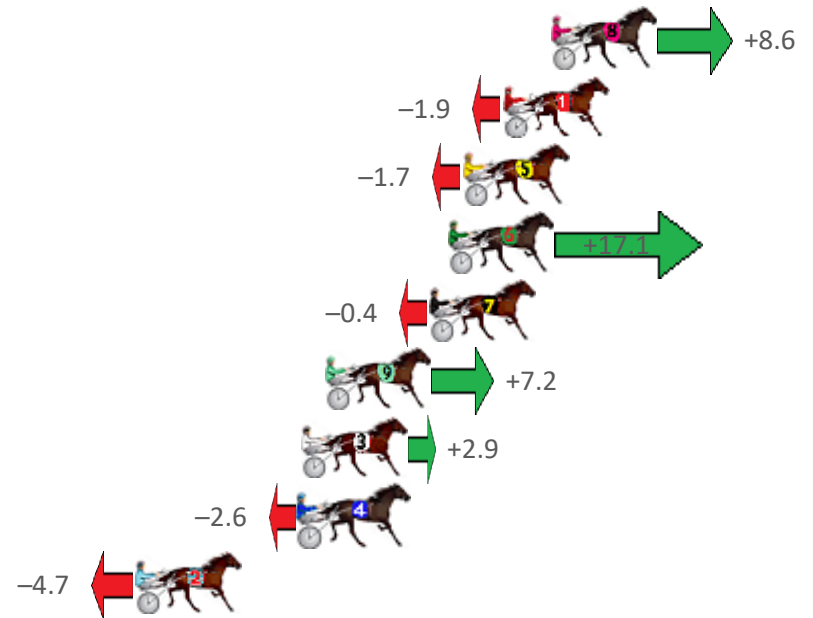
Redcliffe Race 2 Distance 1780m

Wednesday, 31 August 2022

Gross Time: 2:10.00 MileRate: 1:57.50 LeadTime: 11.50s First Qtr: 29.40s Second Qtr: 30.20s Third Qtr: 28.90s Fourth Qtr: 30.00s

No Horse	Plc	Mar	800 Posi	400 Posi	Time	3rd Qtr	4th Qtr
8 ILLBEWATCHING	1	0.0m	8.6m (0)	9.8m (0)	2:10.00	29.00s	29.27s
1 MOTU AMETHYST	2	1.9m	0.0m (0)	0.0m (0)	2:10.15	28.90s	30.14s
5 HIGH ON MONTANA	3	3.5m	1.8m (1)	1.6m (1)	2:10.28	28.88s	30.14s
6 WHATA TERROR	4	4.1m	21.2m (1)	9.4m (2)	2:10.32	28.04s	29.60s
7 THE HARRIS HAWK	5	4.8m	4.4m (0)	4.8m (0)	2:10.38	28.93s	30.00s
9 COURAGEOUS SAM	6	9.0m	16.2m (1)	4.6m (2)	2:10.71	28.04s	30.33s
3 LARA BAY	7	9.9m	12.8m (0)	14.6m (0)	2:10.78	29.04s	29.65s
4 UNDERTHEKILT	8	10.0m	7.4m (1)	7.8m (1)	2:10.79	28.93s	30.16s
2 MALIBU DREAM	9	16.5m	11.8m (1)	13.0m (1)	2:11.30	28.98s	30.26s

Finish Position and metres gained from 800m





Home of PJ Harness Analyser

Want to know how successful PJ Harness Analyser is?
[Click here for regular updates](#)

www.pjdata.com.au
 admin@pjdata.com.au
 www.facebook.com/PJHarnessRacing



RISE Digital, Harness Racing Australia nor the provider accepts any responsibility for the completeness or accuracy of any of the information contained herein, and makes no representations about its suitability for any particular purpose. Users should make their own judgements about those matters and/or seek independent advice. You assume all risks associated with use of data provided on this page

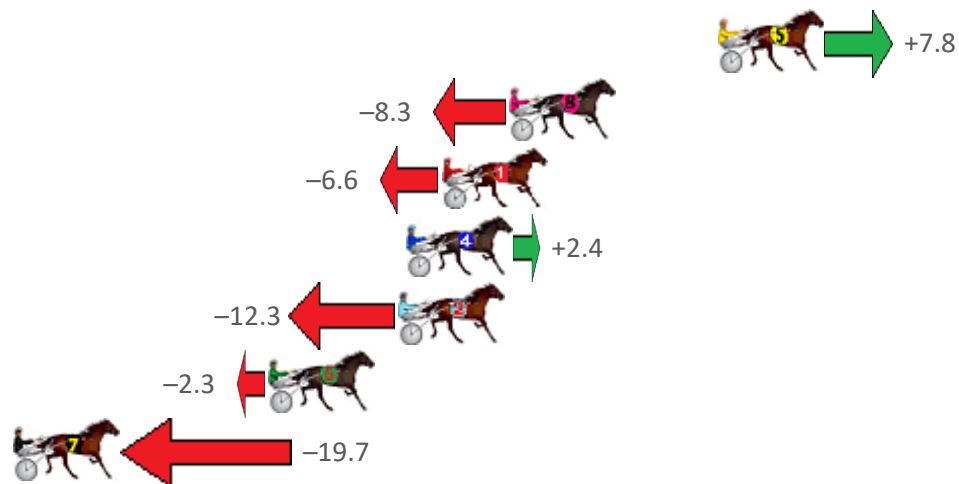
Redcliffe Race 3 Distance 1780m

Wednesday, 31 August 2022

Gross Time: 2:08.40 MileRate: 1:56.10 LeadTime: 11.50s First Qtr: 29.80s Second Qtr: 29.30s Third Qtr: 28.20s Fourth Qtr: 29.60s

No Horse	Plc	Mar	800 Posi	400 Posi	Time	3rd Qtr	4th Qtr
5 KANYE CRUSADER	1	0.0m	7.8m (1)	6.2m (1)	2:08.40	28.10s	29.14s
8 MUMMYS BOY	2	8.3m	0.0m (2)	1.6m (1)	2:09.04	28.30s	30.09s
1 JILLIBY JACKPOT	3	11.0m	4.4m (0)	4.4m (0)	2:09.25	28.19s	30.09s
4 KATACHA MAN	4	12.4m	14.8m (1)	12.6m (1)	2:09.36	28.04s	29.59s
2 PRINCE POTTER	5	12.7m	0.4m (1)	0.0m (0)	2:09.39	28.15s	30.53s
6 LITTLE CHANGE	6	17.9m	15.6m (0)	14.6m (2)	2:09.79	28.12s	29.84s
7 FORTYEIGHTHENSO	7	30.9m	11.2m (0)	15.0m (0)	2:10.80	28.45s	30.77s

Finish Position and metres gained from 800m





Home of PJ Harness Analyser

Want to know how successful PJ Harness Analyser is?
Click here for regular updates

www.pjdata.com.au
 admin@pjdata.com.au
 www.facebook.com/PJHarnessRacing



RISE Digital, Harness Racing Australia nor the provider accepts any responsibility for the completeness or accuracy of any of the information contained herein, and makes no representations about its suitability for any particular purpose. Users should make their own judgements about those matters and/or seek independent advice. You assume all risks associated with use of data provided on this page

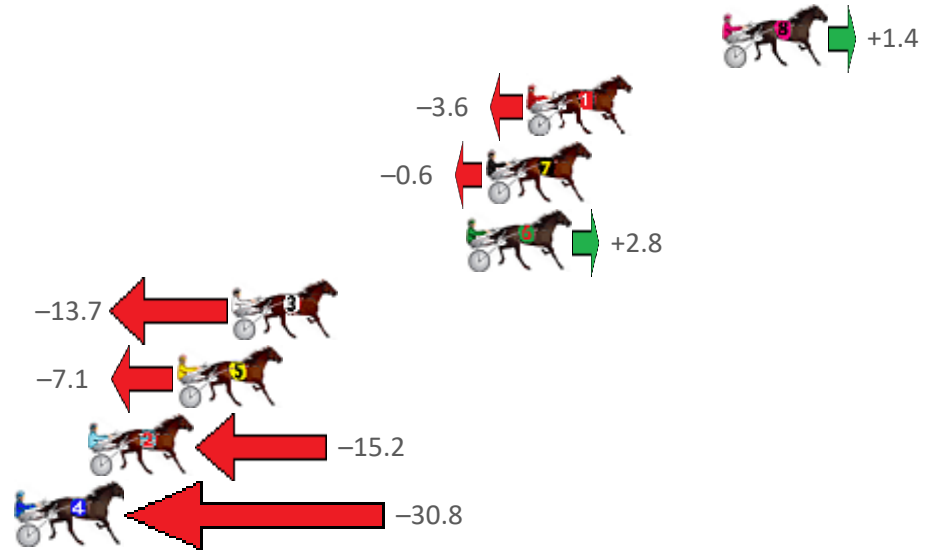
Redcliffe Race 4 Distance 1780m

Wednesday, 31 August 2022

Gross Time: 2:07.60 MileRate: 1:55.40 LeadTime: 11.30s First Qtr: 29.30s Second Qtr: 30.30s Third Qtr: 28.20s Fourth Qtr: 28.50s

No Horse	Plc	Mar	800 Posi	400 Posi	Time	3rd Qtr	4th Qtr
8 ISOLATION	1	0.0m	1.4m (1)	0.0m (1)	2:07.60	28.10s	28.50s
1 MISSTREPO	2	7.8m	4.2m (0)	6.6m (1)	2:08.18	28.37s	28.59s
7 THE SPORTZ STAR	3	9.4m	8.8m (0)	11.2m (0)	2:08.30	28.37s	28.37s
6 LETTERKENNY BOY	4	10.2m	13.0m (0)	15.6m (0)	2:08.36	28.39s	28.12s
3 CAMROLLER	5	19.5m	5.8m (1)	10.0m (2)	2:09.06	28.49s	29.17s
5 BAKER CREEK	6	21.7m	14.6m (1)	18.2m (2)	2:09.22	28.45s	28.75s
2 OHOKA ROYAL	7	25.2m	10.0m (1)	14.6m (1)	2:09.49	28.52s	29.25s
4 CONVAIR HUSTLER	8	30.8m	0.0m (0)	2.8m (0)	2:09.91	28.39s	30.48s

Finish Position and metres gained from 800m





Home of PJ Harness Analyser

Want to know how successful PJ Harness Analyser is?
Click here for regular updates

www.pjdata.com.au
 admin@pjdata.com.au
 www.facebook.com/PJHarnessRacing




Redcliffe Race 5 Distance 2040m

Wednesday, 31 August 2022

Gross Time: 2:32.50 MileRate: 2:00.30 LeadTime: 30.50s First Qtr: 31.00s Second Qtr: 31.30s Third Qtr: 30.00s Fourth Qtr: 29.70s

No Horse	Plc	Mar	800 Posi	400 Posi	Time	3rd Qtr	4th Qtr
9 THE RAGNBONE MA	1	0.0m	5.8m (1)	0.0m (1)	2:32.50	29.57s	29.70s
6 HANDSOME HARRY	2	9.5m	15.2m (1)	14.6m (2)	2:33.24	29.95s	29.32s
5 SUBTLE ADVICE	3	16.2m	10.4m (1)	10.2m (2)	2:33.76	29.99s	30.14s
4 GETALOADATHISBRO	4	17.0m	4.2m (0)	11.0m (0)	2:33.82	30.51s	30.14s
7 SONNY ORLANDO	5	20.2m	8.4m (0)	15.4m (0)	2:34.07	30.52s	30.05s
2 SHAKATIE	6	28.4m	12.8m (0)	19.8m (0)	2:34.71	30.52s	30.33s
1 VERMONT	7	46.1m	0.0m (0)	6.8m (0)	2:36.09	30.52s	32.60s
3 FEEL THE THRILL	8	57.7m	1.2m (1)	10.2m (1)	2:36.99	30.69s	33.21s

Finish Position and metres gained from 800m





Home of PJ Harness Analyser

Want to know how successful PJ Harness Analyser is?
Click here for regular updates

www.pjdata.com.au
 admin@pjdata.com.au
 www.facebook.com/PJHarnessRacing



RISE Digital, Harness Racing Australia nor the provider accepts any responsibility for the completeness or accuracy of any of the information contained herein, and makes no representations about its suitability for any particular purpose. Users should make their own judgements about those matters and/or seek independent advice. You assume all risks associated with use of data provided on this page

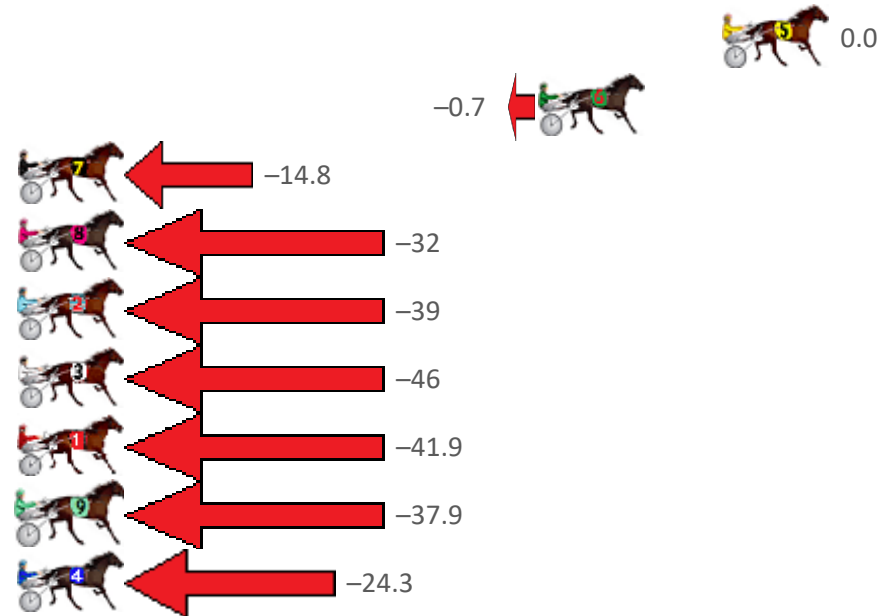
Redcliffe Race 6 Distance 1780m

Wednesday, 31 August 2022

Gross Time: 2:12.00 MileRate: 1:59.30 LeadTime: 11.90s First Qtr: 29.60s Second Qtr: 31.70s Third Qtr: 29.40s Fourth Qtr: 29.40s

No Horse	Plc	Mar	800 Posi	400 Posi	Time	3rd Qtr	4th Qtr
5 HEAVENLY SEA	1	0.0m	0.0m (0)	0.0m (0)	2:12.00	29.40s	29.40s
6 BOKHARI	2	7.3m	6.6m (1)	9.6m (2)	2:12.56	29.62s	29.23s
7 GAME KEEPER	3	28.6m	13.8m (0)	23.2m (0)	2:14.20	30.09s	29.79s
8 ARVOS	4	43.2m	11.8m (1)	19.2m (1)	2:15.33	29.94s	31.15s
2 MOON OVER MONT	5	43.3m	4.8m (0)	11.2m (0)	2:15.34	29.87s	31.75s
3 MY GIRL BLAZE	6	48.0m	2.2m (1)	7.6m (1)	2:15.70	29.79s	32.35s
1 CEE SIXTY THREE	7	51.5m	9.6m (0)	18.6m (0)	2:15.97	30.06s	31.80s
9 MONTANA ONE	8	56.7m	18.8m (0)	29.4m (0)	2:16.37	30.17s	31.40s
4 TUFFY	9	69.3m	45.0m (0)	52.0m (0)	2:17.34	29.91s	30.66s

Finish Position and metres gained from 800m





Home of PJ Harness Analyser

Want to know how successful PJ Harness Analyser is?

Click here for regular updates

www.pjdata.com.au
 admin@pjdata.com.au
 www.facebook.com/PJHarnessRacing



RISE Digital, Harness Racing Australia nor the provider accepts any responsibility for the completeness or accuracy of any of the information contained herein, and makes no representations about its suitability for any particular purpose. Users should make their own judgements about those matters and/or seek independent advice. You assume all risks associated with use of data provided on this page

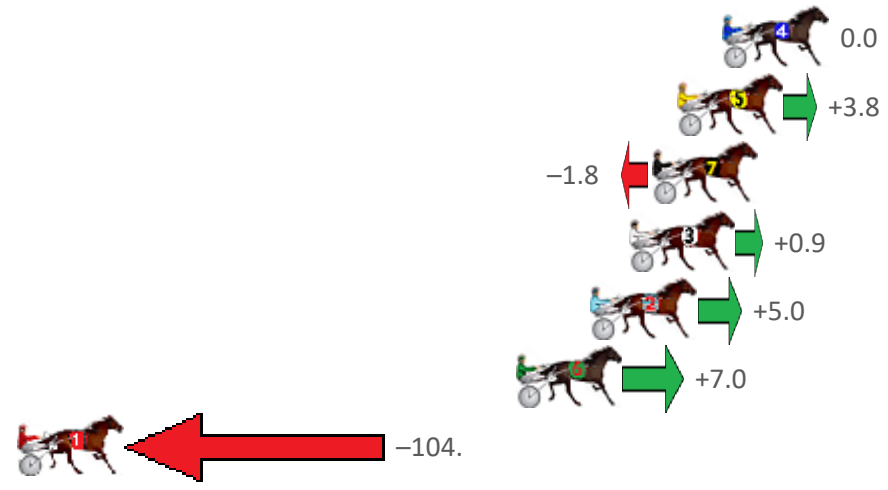
Redcliffe Race 7 Distance 1780m

Wednesday, 31 August 2022

Gross Time: 2:16.40 MileRate: 2:03.30 LeadTime: 11.60s First Qtr: 32.70s Second Qtr: 33.70s Third Qtr: 29.30s Fourth Qtr: 29.10s

No Horse	Plc	Mar	800 Posi	400 Posi	Time	3rd Qtr	4th Qtr
4 BERTILS FIREFOX	1	0.0m	0.0m (0)	0.0m (0)	2:16.40	29.30s	29.10s
5 NEVAEVABEND	2	1.8m	5.6m (1)	8.2m (1)	2:16.54	29.49s	28.64s
7 OUR DOLLY	3	2.8m	1.0m (1)	3.0m (1)	2:16.61	29.45s	29.09s
3 LUCINDA JAMAR	4	3.7m	4.6m (0)	4.8m (0)	2:16.68	29.31s	29.02s
2 THE CROM	5	5.2m	10.2m (1)	13.0m (1)	2:16.80	29.50s	28.54s
6 CARIBBEAN ROCKET	6	8.2m	15.2m (1)	14.6m (0)	2:17.03	29.25s	28.64s
1 THE LAST STARFIRE	7	113.5m	9.2m (0)	26.2m (0)	2:25.06	30.56s	35.42s

Finish Position and metres gained from 800m





Home of PJ Harness Analyser

Want to know how successful PJ Harness Analyser is?

Click here for regular updates

www.pjdata.com.au
 admin@pjdata.com.au
 www.facebook.com/PJHarnessRacing



RISE Digital, Harness Racing Australia nor the provider accepts any responsibility for the completeness or accuracy of any of the information contained herein, and makes no representations about its suitability for any particular purpose. Users should make their own judgements about those matters and/or seek independent advice. You assume all risks associated with use of data provided on this page

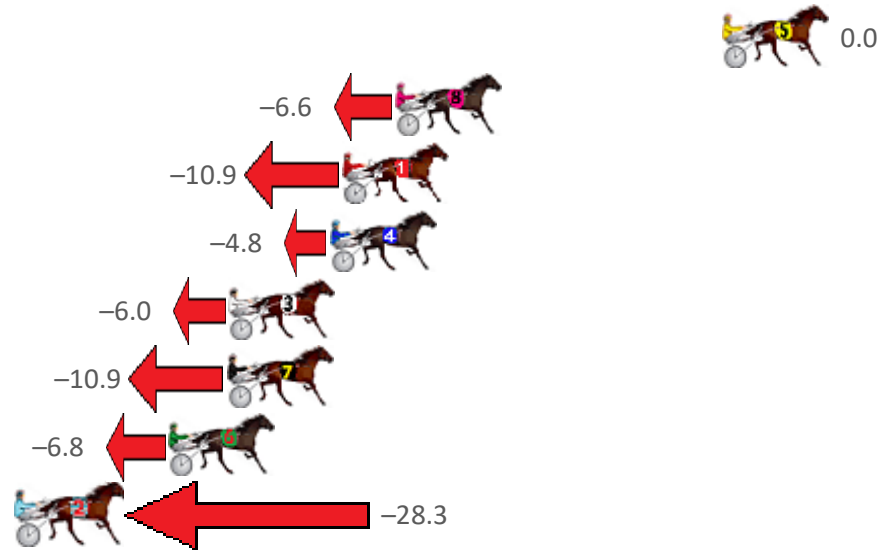
Redcliffe Race 8 Distance 1780m

Wednesday, 31 August 2022

Gross Time: 2:12.60 MileRate: 1:59.90 LeadTime: 11.80s First Qtr: 30.40s Second Qtr: 32.20s Third Qtr: 29.20s Fourth Qtr: 29.00s

No Horse	Plc	Mar	800 Posi	400 Posi	Time	3rd Qtr	4th Qtr
5 CLARES FOOL	1	0.0m	0.0m (0)	0.0m (0)	2:12.60	29.20s	29.00s
8 DARGOS PET	2	13.0m	6.4m (1)	6.8m (2)	2:13.59	29.23s	29.45s
1 VALKYRIE HANOVER	3	15.1m	4.2m (0)	5.8m (0)	2:13.75	29.32s	29.67s
4 AROONA	4	15.6m	10.8m (1)	12.4m (1)	2:13.79	29.32s	29.23s
3 JAMAICAN RESORT	5	19.6m	13.6m (0)	15.4m (0)	2:14.09	29.33s	29.30s
7 BABY GINNIE	6	19.7m	8.8m (0)	10.6m (0)	2:14.10	29.33s	29.66s
6 THE REAPER	7	22.0m	15.2m (1)	18.4m (1)	2:14.27	29.43s	29.26s
2 CHAMPAGNE REACT	8	29.9m	1.6m (1)	5.8m (1)	2:14.88	29.51s	30.74s

Finish Position and metres gained from 800m





Home of PJ Harness Analyser

Want to know how successful PJ Harness Analyser is?
Click here for regular updates

www.pjdata.com.au
 admin@pjdata.com.au
 www.facebook.com/PJHarnessRacing



RISE Digital, Harness Racing Australia nor the provider accepts any responsibility for the completeness or accuracy of any of the information contained herein, and makes no representations about its suitability for any particular purpose. Users should make their own judgements about those matters and/or seek independent advice. You assume all risks associated with use of data provided on this page