

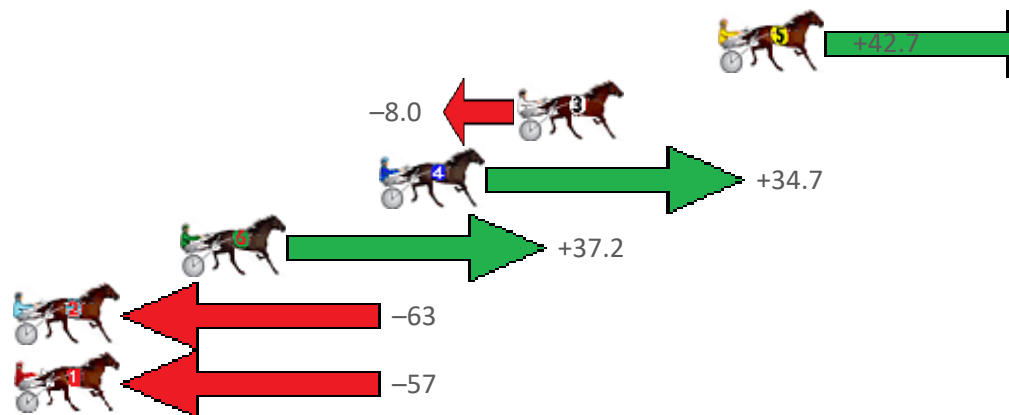
Albion Park Race 1 Distance 1628m

Tuesday, 23 August 2022

Gross Time: 2:04.50 MileRate: 2:02.30 LeadTime: 3.10s First Qtr: 30.50s Second Qtr: 29.40s Third Qtr: 30.50s Fourth Qtr: 31.00s

No Horse	Plc	Mar	800 Posi	400 Posi	Time	3rd Qtr	4th Qtr
5 KENETURIO	1	0.0m	42.7m (0)	21.5m (0)	2:04.50	29.02s	29.36s
3 MISS MEMPHIS	2	8.0m	0.0m (0)	0.0m (0)	2:05.15	30.50s	31.65s
4 YSMIR	3	13.5m	48.2m (0)	26.7m (0)	2:05.59	29.02s	30.05s
6 WEWILLSEEHOWWE	4	21.4m	58.6m (0)	33.0m (0)	2:06.23	28.74s	30.21s
2 THE EMULATOR	5	146.5m	83.7m (0)	97.1m (0)	2:16.38	31.80s	35.46s
1 UWOHALI	6	147.5m	90.6m (0)	103.6m (0)	2:16.46	31.80s	35.04s

Finish Position and metres gained from 800m





Home of PJ Harness Analyser
 Want to know how successful PJ Harness Analyser is?
 Click here for regular updates

www.pjdata.com.au
 admin@pjdata.com.au
 www.facebook.com/PJHarnessRacing



RISE Digital, Harness Racing Australia nor the provider accepts any responsibility for the completeness or accuracy of any of the information contained herein, and makes no representations about its suitability for any particular purpose. Users should make their own judgements about those matters and/or seek independent advice. You assume all risks associated with use of data provided on this page

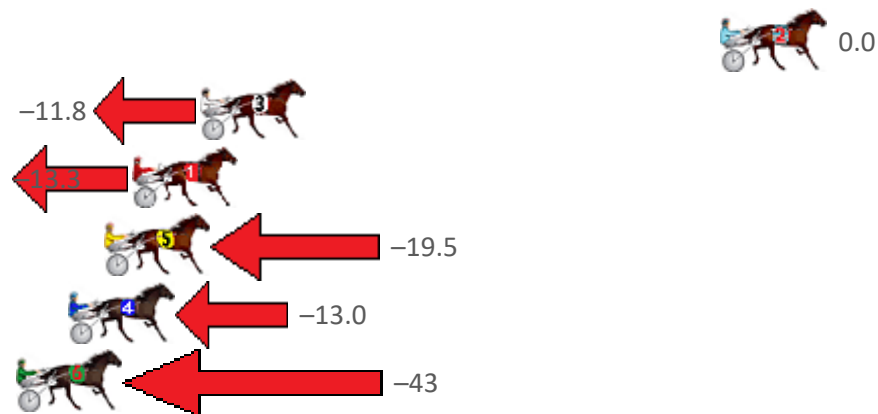
Albion Park Race 2 Distance 1660m

Tuesday, 23 August 2022

Gross Time: 2:00.10 MileRate: 1:56.50 LeadTime: 3.50s First Qtr: 28.50s Second Qtr: 30.90s Third Qtr: 28.80s Fourth Qtr: 28.40s

No Horse	Plc	Mar	800 Posi	400 Posi	Time	3rd Qtr	4th Qtr
2 APOLLO DREAMZ	1	0.0m	0.0m (0)	0.0m (0)	2:00.10	28.80s	28.40s
3 TACTICS ARE ROLLIN	2	20.7m	8.9m (1)	10.1m (2)	2:01.64	28.88s	29.22s
1 MORETTA	3	23.4m	10.1m (0)	11.8m (0)	2:01.85	28.92s	29.31s
5 FIVE STAR GEM	4	24.5m	5.0m (0)	6.2m (0)	2:01.93	28.88s	29.79s
4 GEIRANGER RAINBO	5	25.9m	12.9m (1)	15.2m (1)	2:02.03	28.96s	29.25s
6 DONT FEAR FOR ME	6	45.7m	3.4m (1)	7.3m (1)	2:03.51	29.08s	31.29s

Finish Position and metres gained from 800m





Home of PJ Harness Analyser

Want to know how successful PJ Harness Analyser is?

Click here for regular updates

www.pjdata.com.au
 admin@pjdata.com.au
 www.facebook.com/PJHarnessRacing



RISE Digital, Harness Racing Australia nor the provider accepts any responsibility for the completeness or accuracy of any of the information contained herein, and makes no representations about its suitability for any particular purpose. Users should make their own judgements about those matters and/or seek independent advice. You assume all risks associated with use of data provided on this page

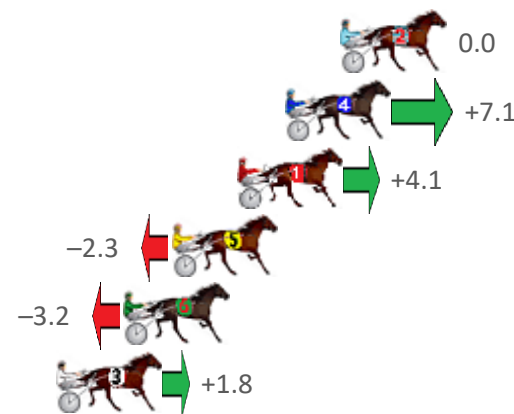
Albion Park Race 3 Distance 2138m

Tuesday, 23 August 2022

Gross Time: 2:37.40 MileRate: 1:58.40 LeadTime: 38.50s First Qtr: 30.30s Second Qtr: 31.60s Third Qtr: 29.60s Fourth Qtr: 27.40s

No Horse	Plc	Mar	800 Posi	400 Posi	Time	3rd Qtr	4th Qtr
2 BETTING ORIGIN	1	0.0m	0.0m (0)	0.0m (0)	2:37.40	29.60s	27.40s
4 MY ULTIMATE VICTO	2	2.2m	9.3m (1)	6.8m (1)	2:37.56	29.40s	27.08s
1 MASTER CHARLES	3	4.1m	8.2m (0)	8.2m (0)	2:37.70	29.58s	27.12s
5 BORSELLINO	4	6.7m	4.4m (0)	4.2m (0)	2:37.88	29.58s	27.58s
6 BLUE BLOODZ	5	8.6m	5.4m (1)	2.8m (1)	2:38.02	29.40s	27.82s
3 JUDGE JUJON	6	11.3m	13.1m (1)	10.7m (1)	2:38.21	29.40s	27.45s

Finish Position and metres gained from 800m





Home of PJ Harness Analyser

Want to know how successful PJ Harness Analyser is?
[Click here for regular updates](#)



www.pjdata.com.au
 admin@pjdata.com.au
 www.facebook.com/PJHarnessRacing

RISE Digital, Harness Racing Australia nor the provider accepts any responsibility for the completeness or accuracy of any of the information contained herein, and makes no representations about its suitability for any particular purpose. Users should make their own judgements about those matters and/or seek independent advice. You assume all risks associated with use of data provided on this page

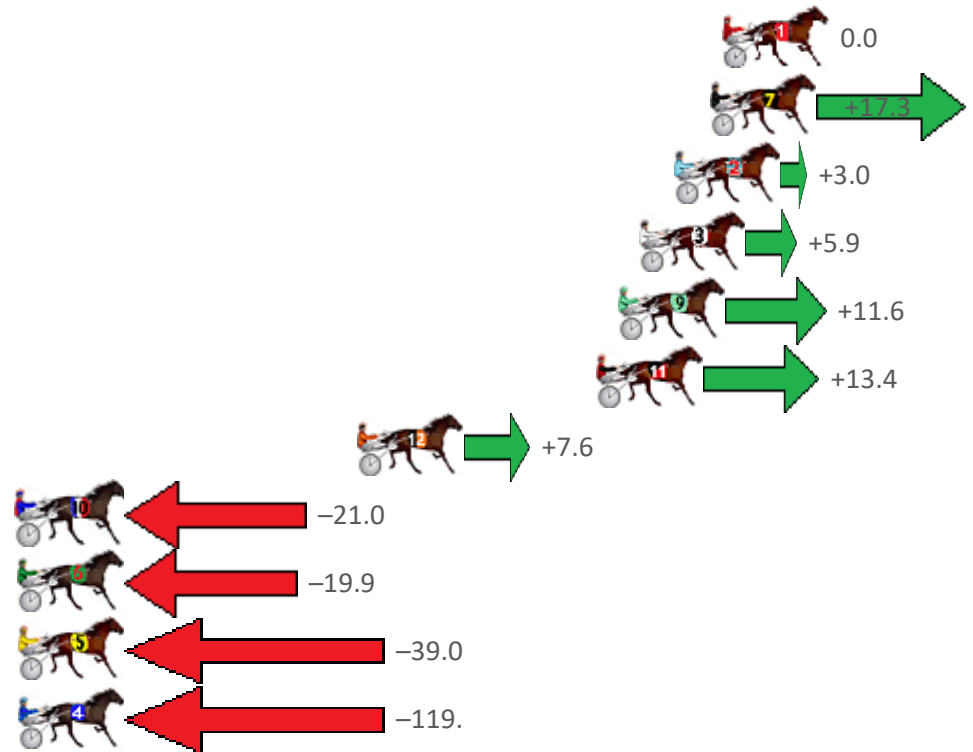
Albion Park Race 4 Distance 2138m

Tuesday, 23 August 2022

Gross Time: 2:42.10 MileRate: 2:02.00 LeadTime: 40.90s First Qtr: 30.20s Second Qtr: 30.90s Third Qtr: 29.80s Fourth Qtr: 30.30s

No Horse	Plc	Mar	800 Posi	400 Posi	Time	3rd Qtr	4th Qtr
1 SONETTO	1	0.0m	0.0m (0)	0.0m (0)	2:42.10	29.80s	30.30s
7 KENNY KEKO	2	0.5m	17.8m (2)	4.3m (2)	2:42.14	28.80s	30.02s
2 JUST CALL ME MOLL	3	1.9m	4.9m (0)	3.8m (1)	2:42.25	29.72s	30.17s
3 PADDY PANTS	4	3.3m	9.2m (0)	8.0m (0)	2:42.36	29.72s	29.96s
9 YEA YOU	5	4.1m	15.7m (1)	9.6m (2)	2:42.43	29.36s	29.91s
11 KAPAI	6	5.0m	18.4m (0)	13.9m (2)	2:42.50	29.48s	29.66s
12 BOURBONONTHERO	7	14.5m	22.1m (2)	14.5m (3)	2:43.25	29.24s	30.37s
10 IMA CALVERT ROSE	8	35.6m	14.6m (0)	17.1m (0)	2:44.92	30.00s	31.84s
6 SET ME FREE	9	40.4m	20.5m (1)	20.4m (2)	2:45.30	29.80s	31.98s
5 MAJESTIC SPEED	10	50.3m	11.3m (1)	16.1m (1)	2:46.09	30.16s	33.09s
4 WILLIS GRAHAM	11	126.4m	6.5m (1)	11.8m (1)	2:52.13	30.20s	39.45s

Finish Position and metres gained from 800m





Home of PJ Harness Analyser

Want to know how successful PJ Harness Analyser is?

Click here for regular updates

www.pjdata.com.au
 admin@pjdata.com.au
 www.facebook.com/PJHarnessRacing



RISE Digital, Harness Racing Australia nor the provider accepts any responsibility for the completeness or accuracy of any of the information contained herein, and makes no representations about its suitability for any particular purpose. Users should make their own judgements about those matters and/or seek independent advice. You assume all risks associated with use of data provided on this page

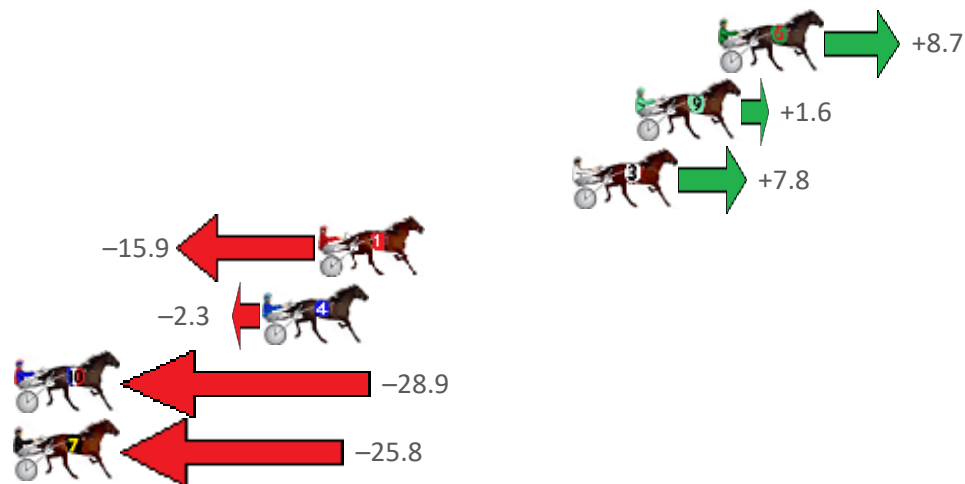
Albion Park Race 5 Distance 1660m

Tuesday, 23 August 2022

Gross Time: 2:00.80 MileRate: 1:57.10 LeadTime: 3.50s First Qtr: 28.00s Second Qtr: 29.50s Third Qtr: 29.80s Fourth Qtr: 30.00s

No Horse	Plc	Mar	800 Posi	400 Posi	Time	3rd Qtr	4th Qtr
6 SIR BOSTON	1	0.0m	8.7m (1)	7.0m (2)	2:00.80	29.68s	29.48s
9 YOGI	2	3.3m	4.9m (0)	3.8m (0)	2:01.06	29.72s	29.98s
3 SAINT LOUIS BEAT	3	5.8m	13.6m (1)	10.8m (2)	2:01.26	29.60s	29.66s
1 MISTER DELWIN	4	15.9m	0.0m (0)	0.0m (0)	2:02.05	29.80s	31.25s
4 BATMAN JUJON	5	18.1m	15.8m (0)	11.8m (0)	2:02.22	29.52s	30.54s
10 ODINS BLACK CROW	6	33.3m	4.4m (1)	3.2m (1)	2:03.42	29.72s	32.38s
7 CRADOCK	7	34.5m	8.7m (0)	7.5m (0)	2:03.51	29.72s	32.15s

Finish Position and metres gained from 800m





Home of PJ Harness Analyser

Want to know how successful PJ Harness Analyser is?
Click here for regular updates

www.pjdata.com.au
 admin@pjdata.com.au
 www.facebook.com/PJHarnessRacing



RISE Digital, Harness Racing Australia nor the provider accepts any responsibility for the completeness or accuracy of any of the information contained herein, and makes no representations about its suitability for any particular purpose. Users should make their own judgements about those matters and/or seek independent advice. You assume all risks associated with use of data provided on this page

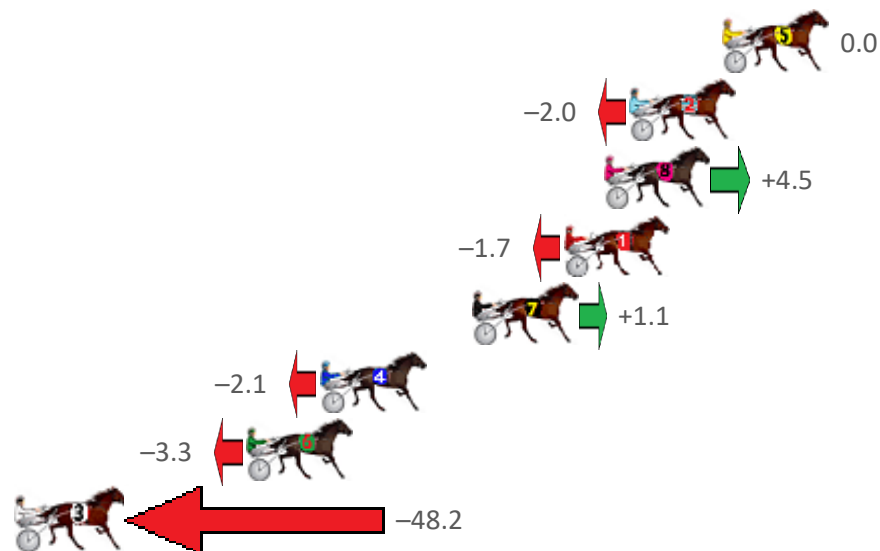
Albion Park Race 6 Distance 2138m

Tuesday, 23 August 2022

Gross Time: 2:38.60 MileRate: 1:59.40 LeadTime: 40.00s First Qtr: 31.00s Second Qtr: 31.30s Third Qtr: 27.90s Fourth Qtr: 28.40s

No Horse	Plc	Mar	800 Posi	400 Posi	Time	3rd Qtr	4th Qtr
5 ROSES ARE SWEET	1	0.0m	0.0m (0)	0.0m (0)	2:38.60	27.90s	28.40s
2 SHADYS CULLECT	2	3.7m	1.7m (1)	0.6m (1)	2:38.88	27.82s	28.64s
8 COPY WRITER	3	4.7m	9.2m (0)	9.7m (0)	2:38.95	27.94s	28.07s
1 LEANDER	4	6.3m	4.6m (0)	5.7m (0)	2:39.07	27.98s	28.47s
7 CANDYKANE	5	9.9m	11.0m (1)	10.3m (2)	2:39.34	27.86s	28.42s
4 RAMBLING ON	6	16.0m	13.9m (0)	14.3m (0)	2:39.79	27.94s	28.59s
6 CONNIES SPIRIT	7	18.9m	15.6m (1)	14.9m (2)	2:40.01	27.86s	28.77s
3 SHEZAMATERIALGIR	8	55.1m	6.9m (1)	11.4m (1)	2:42.71	28.22s	31.71s

Finish Position and metres gained from 800m





Home of PJ Harness Analyser

Want to know how successful PJ Harness Analyser is?
[Click here for regular updates](#)



www.pjdata.com.au
 admin@pjdata.com.au
 www.facebook.com/PJHarnessRacing

RISE Digital, Harness Racing Australia nor the provider accepts any responsibility for the completeness or accuracy of any of the information contained herein, and makes no representations about its suitability for any particular purpose. Users should make their own judgements about those matters and/or seek independent advice. You assume all risks associated with use of data provided on this page

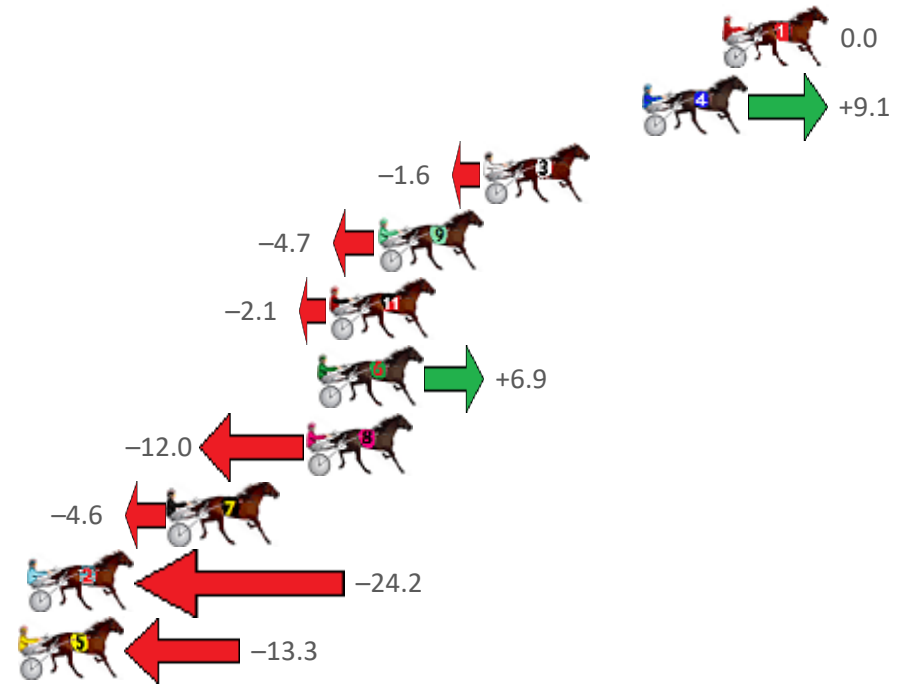
Albion Park Race 7 Distance 1660m

Tuesday, 23 August 2022

Gross Time: 1:59.30 MileRate: 1:55.70 LeadTime: 3.60s First Qtr: 28.10s Second Qtr: 31.00s Third Qtr: 28.70s Fourth Qtr: 27.90s

No Horse	Plc	Mar	800 Posi	400 Posi	Time	3rd Qtr	4th Qtr
1 CHEER LEADER	1	0.0m	0.0m (0)	0.0m (0)	1:59.30	28.70s	27.90s
4 MIKI MAGIC	2	3.2m	12.3m (1)	4.0m (2)	1:59.53	28.10s	27.85s
3 MAYWYNS LA NINA	3	9.5m	7.9m (1)	8.5m (2)	1:60.00	28.74s	28.00s
9 SAN MAREA	4	13.7m	9.0m (0)	9.1m (0)	2:00.31	28.70s	28.27s
11 FAKE COLLECTION	5	15.6m	13.5m (0)	13.1m (0)	2:00.44	28.66s	28.12s
6 FRAYA	6	16.1m	23.0m (1)	13.1m (2)	2:00.48	27.98s	28.16s
8 SHORT LEG SUE	7	16.5m	4.5m (0)	5.1m (0)	2:00.51	28.74s	28.75s
7 PRETTY GOOD REAS	8	22.0m	17.4m (0)	18.2m (0)	2:00.91	28.74s	28.23s
2 THE GROGMOTHER	9	27.6m	3.4m (1)	5.1m (1)	2:01.32	28.82s	29.56s
5 MAJORMISS	10	31.3m	18.0m (1)	15.4m (1)	2:01.60	28.50s	29.12s

Finish Position and metres gained from 800m



Home of PJ Harness Analyser

Want to know how successful PJ Harness Analyser is?
[Click here for regular updates](#)

www.pjdata.com.au
 admin@pjdata.com.au
 www.facebook.com/PJHarnessRacing

RISE Digital, Harness Racing Australia nor the provider accepts any responsibility for the completeness or accuracy of any of the information contained herein, and makes no representations about its suitability for any particular purpose. Users should make their own judgements about those matters and/or seek independent advice. You assume all risks associated with use of data provided on this page

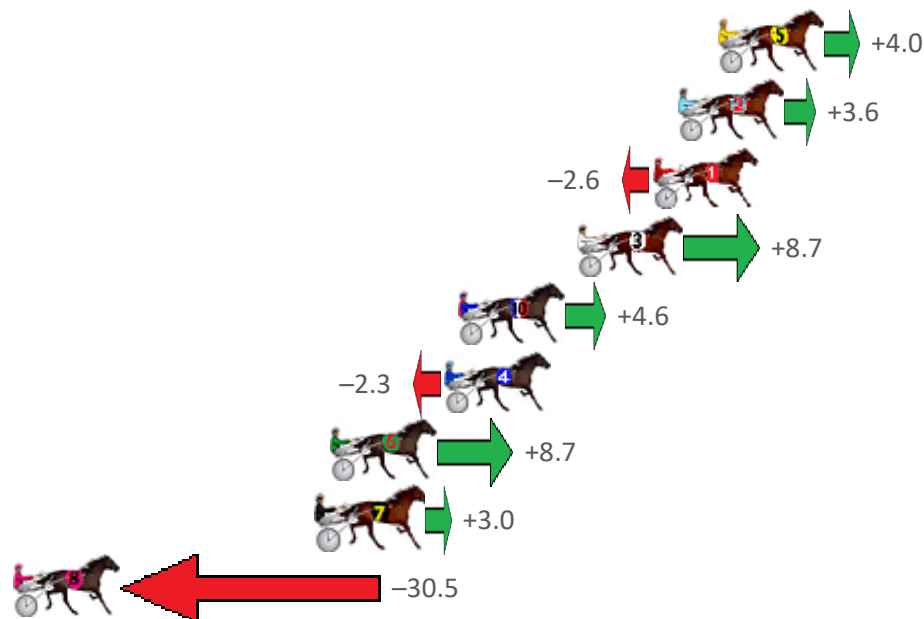
Albion Park Race 8 Distance 1660m

Tuesday, 23 August 2022

Gross Time: 1:56.90 MileRate: 1:53.40 LeadTime: 3.40s First Qtr: 27.40s Second Qtr: 30.30s Third Qtr: 28.10s Fourth Qtr: 27.70s

No Horse	Plc	Mar	800 Posi	400 Posi	Time	3rd Qtr	4th Qtr
5 SWAYZEE	1	0.0m	4.0m (1)	3.5m (1)	1:56.90	28.06s	27.46s
2 THE GROGFATHER	2	1.6m	5.2m (0)	4.6m (0)	1:57.02	28.06s	27.50s
1 GOLDEN SAND	3	2.6m	0.0m (0)	0.0m (0)	1:57.09	28.10s	27.89s
3 PARAMA	4	5.6m	14.3m (1)	12.1m (2)	1:57.31	27.94s	27.27s
10 SAVING MAJOR PER	5	10.3m	14.9m (0)	15.0m (1)	1:57.65	28.10s	27.41s
4 OHOKA JIMMY	6	10.9m	8.6m (1)	8.7m (1)	1:57.69	28.10s	27.89s
6 SPEAK WITH SAM	7	15.4m	24.1m (1)	20.8m (2)	1:58.02	27.86s	27.38s
7 LOCHIEL	8	15.9m	18.9m (1)	16.2m (2)	1:58.06	27.90s	27.74s
8 BLUE IVY	9	40.2m	9.7m (0)	12.7m (0)	1:59.83	28.30s	29.75s

Finish Position and metres gained from 800m





Home of PJ Harness Analyser

Want to know how successful PJ Harness Analyser is?
Click here for regular updates

www.pjdata.com.au
 admin@pjdata.com.au
 www.facebook.com/PJHarnessRacing



RISE Digital, Harness Racing Australia nor the provider accepts any responsibility for the completeness or accuracy of any of the information contained herein, and makes no representations about its suitability for any particular purpose. Users should make their own judgements about those matters and/or seek independent advice. You assume all risks associated with use of data provided on this page

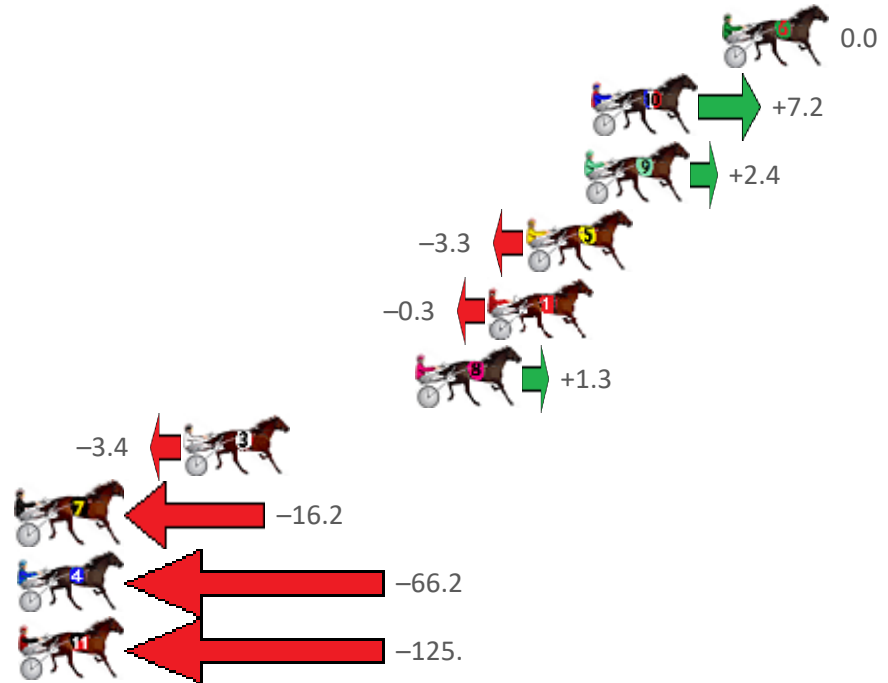
Albion Park Race 9 Distance 2138m

Tuesday, 23 August 2022

Gross Time: 2:32.90 MileRate: 1:55.10 LeadTime: 36.30s First Qtr: 29.70s Second Qtr: 29.20s Third Qtr: 28.60s Fourth Qtr: 29.10s

No Horse	Plc	Mar	800 Posi	400 Posi	Time	3rd Qtr	4th Qtr
6 LEITHEN BURN	1	0.0m	0.0m (0)	0.0m (0)	2:32.90	28.60s	29.10s
10 CANT BLUFF YOU	2	5.2m	12.4m (1)	6.1m (1)	2:33.30	28.16s	29.06s
9 MOLLIESMARYELLE	3	5.5m	7.9m (1)	1.7m (1)	2:33.32	28.16s	29.40s
5 UPTOWN BEACHGIR	4	7.8m	4.5m (0)	5.0m (0)	2:33.50	28.64s	29.34s
1 HEZ ON THE BUZZER	5	9.3m	9.0m (0)	11.2m (1)	2:33.61	28.76s	29.01s
8 IMA BIRUBI BOY	6	12.2m	13.5m (0)	10.6m (0)	2:33.83	28.40s	29.27s
3 IDEAL TIGER	7	21.4m	18.0m (0)	16.2m (0)	2:34.53	28.48s	29.57s
7 ALTANA BLUE	8	39.3m	23.1m (0)	31.8m (0)	2:35.90	29.24s	29.82s
4 MAGICOL IDEAL	9	69.6m	3.4m (1)	20.1m (1)	2:38.21	29.80s	32.97s
11 BETTERTHANAROCK	10	142.2m	16.9m (1)	42.4m (0)	2:43.76	30.44s	36.92s

Finish Position and metres gained from 800m





Home of PJ Harness Analyser
 Want to know how successful PJ Harness Analyser is?
 Click here for regular updates

www.pjdata.com.au
 admin@pjdata.com.au
 www.facebook.com/PJHarnessRacing



RISE Digital, Harness Racing Australia nor the provider accepts any responsibility for the completeness or accuracy of any of the information contained herein, and makes no representations about its suitability for any particular purpose. Users should make their own judgements about those matters and/or seek independent advice. You assume all risks associated with use of data provided on this page

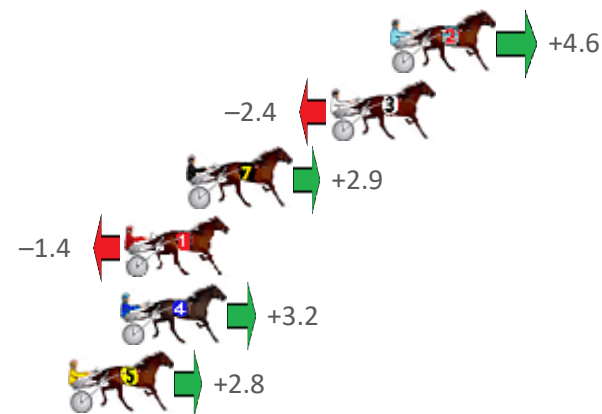
Albion Park Race 10 Distance 2138m

Tuesday, 23 August 2022

Gross Time: 2:35.00 MileRate: 1:56.60 LeadTime: 38.30s First Qtr: 31.30s Second Qtr: 29.90s Third Qtr: 27.90s Fourth Qtr: 27.60s

No Horse	Plc	Mar	800 Posi	400 Posi	Time	3rd Qtr	4th Qtr
2 ONE BIG SHEW	1	0.0m	4.6m (0)	4.1m (0)	2:35.00	27.86s	27.32s
3 ROCKNROLL CLASSIC	2	2.4m	0.0m (0)	0.0m (0)	2:35.17	27.90s	27.77s
7 SAGINAW	3	8.1m	11.0m (1)	5.2m (1)	2:35.59	27.50s	27.83s
1 GLENLEDI BOY	4	10.6m	9.2m (0)	8.1m (0)	2:35.77	27.82s	27.81s
4 KASH US BACK	5	10.7m	13.9m (0)	14.5m (1)	2:35.78	27.94s	27.38s
5 KEAYANG MARVEN	6	12.8m	15.6m (1)	9.9m (1)	2:35.93	27.50s	27.85s

Finish Position and metres gained from 800m





Home of PJ Harness Analyser

Want to know how successful PJ Harness Analyser is?
[Click here for regular updates](#)



www.pjdata.com.au
 admin@pjdata.com.au
 www.facebook.com/PJHarnessRacing

RISE Digital, Harness Racing Australia nor the provider accepts any responsibility for the completeness or accuracy of any of the information contained herein, and makes no representations about its suitability for any particular purpose. Users should make their own judgements about those matters and/or seek independent advice. You assume all risks associated with use of data provided on this page


Albion Park Race 11 Distance 2138m

Tuesday, 23 August 2022

Gross Time: 2:35.10 MileRate: 1:56.70 LeadTime: 38.00s First Qtr: 31.20s Second Qtr: 30.20s Third Qtr: 27.90s Fourth Qtr: 27.80s

No Horse	Plc	Mar	800 Posi	400 Posi	Time	3rd Qtr	4th Qtr
3 JUMPING JACK JIMM	1	0.0m	0.0m (0)	0.0m (0)	2:35.10	27.90s	27.80s
1 ROLL ONE OVER	2	4.4m	4.6m (0)	4.6m (0)	2:35.42	27.90s	27.80s
7 MISTERFREEZE	3	5.3m	4.0m (1)	2.9m (1)	2:35.49	27.82s	27.99s
2 MAJORDOIT	4	8.1m	9.2m (0)	11.0m (0)	2:35.69	28.02s	27.63s
6 ROCK BOTTOM	5	10.7m	8.1m (1)	6.9m (1)	2:35.88	27.82s	28.10s
4 SO BOBS YOUR UNCL	6	12.6m	13.9m (0)	15.6m (1)	2:36.02	28.02s	27.64s
5 MOHS EM DOWN	7	12.9m	13.3m (1)	11.6m (1)	2:36.04	27.78s	27.94s
9 KEY LARGO	8	13.5m	17.3m (1)	8.7m (2)	2:36.09	27.30s	28.19s
8 ADMIRAL BRONSKI	9	24.8m	16.7m (2)	4.6m (2)	2:36.91	27.06s	29.29s

Finish Position and metres gained from 800m





Home of PJ Harness Analyser

Want to know how successful PJ Harness Analyser is?

Click here for regular updates

www.pjdata.com.au
 admin@pjdata.com.au
 www.facebook.com/PJHarnessRacing



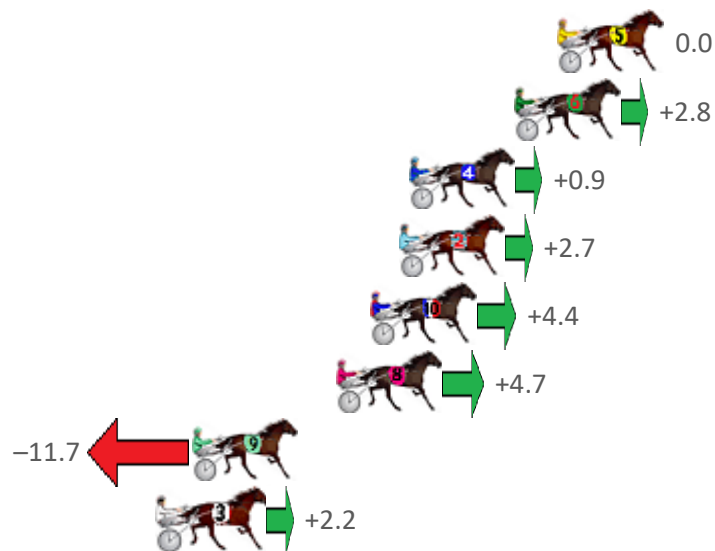
Albion Park Race 12 Distance 1660m

Tuesday, 23 August 2022

Gross Time: 1:59.40 MileRate: 1:55.70 LeadTime: 3.50s First Qtr: 28.70s Second Qtr: 30.80s Third Qtr: 28.60s Fourth Qtr: 27.80s

No Horse	Plc	Mar	800 Posi	400 Posi	Time	3rd Qtr	4th Qtr
5 VINDICATE	1	0.0m	0.0m (0)	0.0m (0)	1:59.40	28.60s	27.80s
6 LITTLELIONELJAMES	2	1.7m	4.5m (0)	4.6m (0)	1:59.52	28.60s	27.60s
4 WARRADERRY	3	5.9m	6.8m (1)	6.9m (1)	1:59.83	28.60s	27.75s
2 WILLIEWA LIGHTNIN	4	6.3m	9.0m (0)	9.7m (0)	1:59.86	28.64s	27.58s
10 CHAL BE	5	7.4m	11.8m (1)	11.4m (1)	1:59.94	28.56s	27.54s
8 WHATA TERROR	6	8.8m	13.5m (0)	14.3m (0)	2:00.04	28.64s	27.44s
9 ROCK SUPREME	7	14.5m	2.8m (1)	2.9m (1)	2:00.46	28.60s	28.66s
3 CAPTAIN BRAVEHEA	8	15.8m	18.0m (0)	16.3m (1)	2:00.56	28.46s	27.82s

Finish Position and metres gained from 800m





Home of PJ Harness Analyser

Want to know how successful PJ Harness Analyser is?
Click here for regular updates

www.pjdata.com.au
 admin@pjdata.com.au
 www.facebook.com/PJHarnessRacing



RISE Digital, Harness Racing Australia nor the provider accepts any responsibility for the completeness or accuracy of any of the information contained herein, and makes no representations about its suitability for any particular purpose. Users should make their own judgements about those matters and/or seek independent advice. You assume all risks associated with use of data provided on this page