

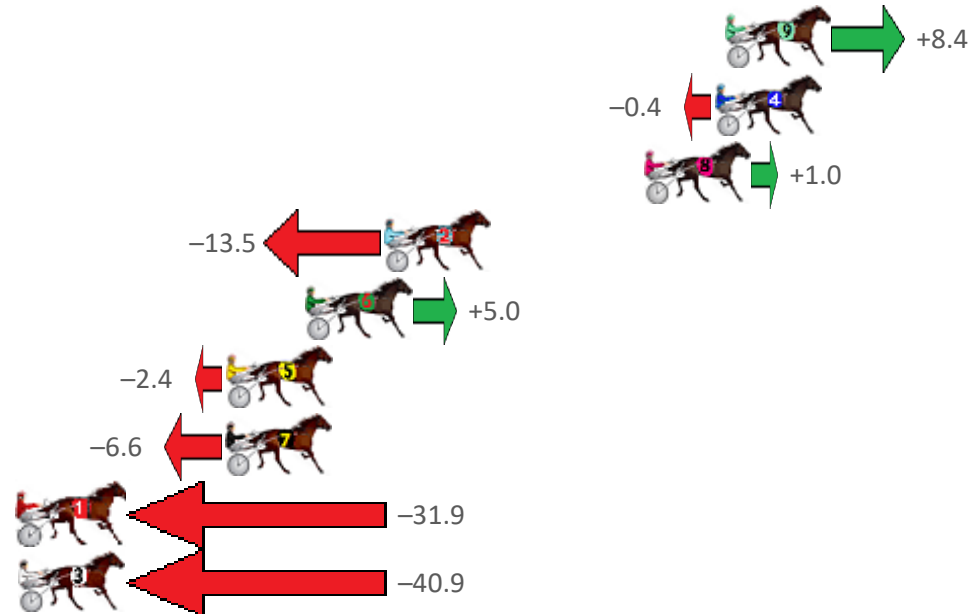
# Redcliffe Race 1 Distance 1780m

Thursday, 14 July 2022

Gross Time: 2:10.80 MileRate: 1:58.30 LeadTime: 11.70s First Qtr: 30.00s Second Qtr: 30.50s Third Qtr: 28.90s Fourth Qtr: 29.70s

NoHorse	Plc	Margin	Time	800Time (W)	400 Time (W)
9 SAN MAREA	1	0.0m	2:10.80	57.99s (1)	29.24s (2)
4 CRADOCK	2	0.4m	2:10.83	58.63s (1)	29.73s (1)
8 YOGI	3	3.2m	2:11.05	58.53s (1)	29.55s (1)
2 BETTORS MOON	4	13.5m	2:11.85	59.58s (0)	30.62s (0)
6 JILLIBY TYPHOON	5	16.6m	2:12.09	58.24s (1)	29.63s (2)
5 SIR BOSTON	6	19.8m	2:12.34	58.77s (1)	30.26s (2)
7 HOLLYWOODBOND	7	19.8m	2:12.34	59.08s (1)	30.16s (1)
1 DIPPED IN SILVER	8	40.7m	2:13.97	60.92s (0)	31.79s (0)
3 HEZA GALVINATOR	9	45.1m	2:14.31	61.58s (0)	32.63s (0)

Finish Position and metres gained from 800m



Sectionals  
Powered  
by



Home of PJ Harness Analyser

Want to know how successful PJ Harness Analyser is?  
Click here for regular updates

[www.pjdata.com.au](http://www.pjdata.com.au) [admin@pjdata.com.au](mailto:admin@pjdata.com.au) [www.facebook.com/PJHarnessRacing](https://www.facebook.com/PJHarnessRacing)



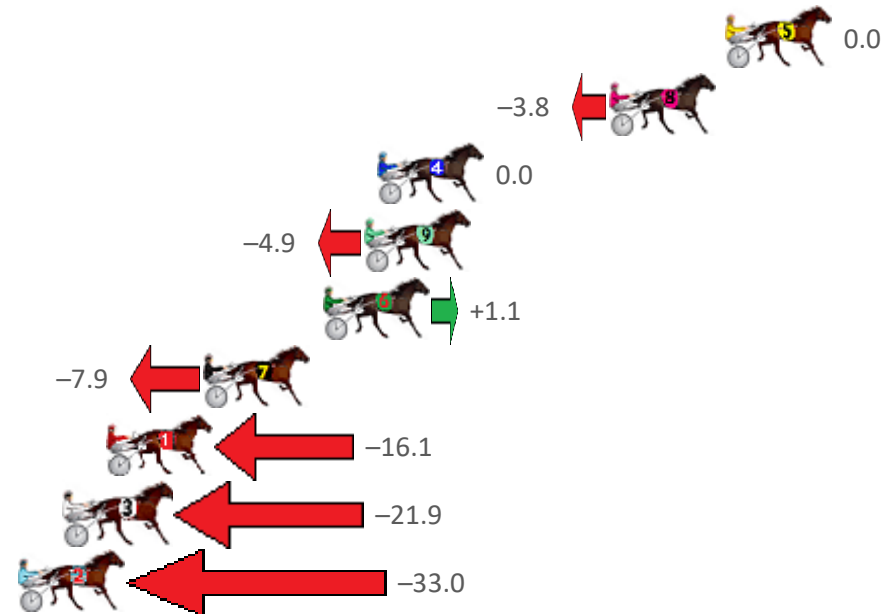
# Redcliffe Race 2 Distance 1780m

Thursday, 14 July 2022

Gross Time: 2:12.60 MileRate: 1:59.90 LeadTime: 11.30s First Qtr: 29.50s Second Qtr: 31.40s Third Qtr: 30.10s Fourth Qtr: 30.30s

NoHorse	Plc	Margin	Time	800Time (W)	400 Time (W)
5 DOOLITTLE DEXTER	1	0.0m	2:12.60	60.40s (0)	30.30s (0)
8 FREMARKSINDI	2	4.6m	2:12.96	60.69s (1)	30.42s (1)
4 TORQUE TO THE MAX	3	13.8m	2:13.69	60.40s (1)	29.91s (1)
9 LA BELLE CHEVAL	4	14.3m	2:13.73	60.77s (1)	30.28s (2)
6 DOWNTOWN LUCCA	5	15.9m	2:13.86	60.32s (0)	30.10s (0)
7 OUR EDUARDO DENARI	6	20.7m	2:14.24	60.99s (0)	30.77s (0)
1 CHAMPAGNE REACTOR	7	24.5m	2:14.54	61.61s (0)	31.38s (0)
3 VALKYRIE HANOVER	8	26.1m	2:14.67	62.04s (0)	31.86s (0)
2 NOLONGA YOUR CHOIC	9	38.0m	2:15.61	62.88s (1)	32.35s (1)

Finish Position and metres gained from 800m



Sectionals  
Powered  
by



Home of PJ Harness Analyser

Want to know how successful PJ Harness Analyser is?  
Click here for regular updates

[www.pjdata.com.au](http://www.pjdata.com.au) [admin@pjdata.com.au](mailto:admin@pjdata.com.au) [www.facebook.com/PJHarnessRacing](https://www.facebook.com/PJHarnessRacing)



The Racing Queensland Board (trading as Racing Queensland) and provider are not responsible for the completeness or accuracy of any of the information contained herein, and makes no representations about its suitability for any purpose.

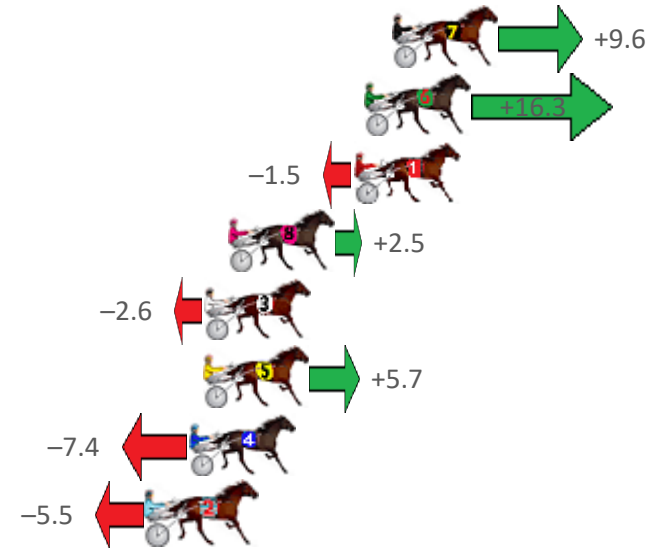
# Redcliffe Race 3 Distance 1780m

Thursday, 14 July 2022

Gross Time: 2:12.20 MileRate: 1:59.60 LeadTime: 11.60s First Qtr: 30.50s Second Qtr: 30.60s Third Qtr: 29.50s Fourth Qtr: 30.00s

NoHorse	Plc	Margin	Time	800Time (W)	400 Time (W)
7 JOEY LINCOLN	1	0.0m	2:12.20	58.79s (0)	29.58s (0)
6 SHESA POCKETROCKET	2	1.1m	2:12.29	58.29s (1)	29.41s (3)
1 JUST ONE GOOD ONE	3	1.5m	2:12.32	59.61s (0)	30.07s (1)
8 SHEZ GOT BLING	4	6.5m	2:12.71	59.32s (1)	30.04s (1)
3 ILLAWONG DREAMTIM	5	7.4m	2:12.78	59.69s (1)	30.06s (2)
5 GRIGORA	6	7.5m	2:12.79	59.08s (1)	30.38s (3)
4 DIEGO DELGADO	7	8.0m	2:12.83	60.05s (1)	30.45s (2)
2 BEE A BLESSING	8	9.7m	2:12.96	59.91s (0)	30.72s (0)

Finish Position and metres gained from 800m



Sectionals  
Powered  
by



Home of PJ Harness Analyser

Want to know how successful PJ Harness Analyser is?  
Click here for regular updates

[www.pjdata.com.au](http://www.pjdata.com.au) [admin@pjdata.com.au](mailto:admin@pjdata.com.au) [www.facebook.com/PJHarnessRacing](https://www.facebook.com/PJHarnessRacing)



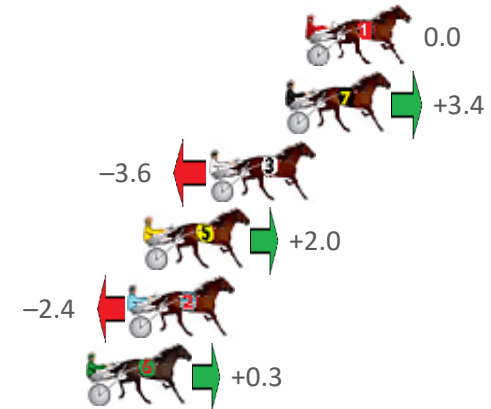
# Redcliffe Race 4 Distance 1780m

Thursday, 14 July 2022

Gross Time: 2:08.50 MileRate: 1:56.20 LeadTime: 11.10s First Qtr: 28.90s Second Qtr: 30.70s Third Qtr: 29.30s Fourth Qtr: 28.50s

NoHorse	Plc	Margin	Time	800Time (W)	400 Time (W)
1 NO DOUBT	1	0.0m	2:08.50	57.80s (0)	28.50s (0)
7 RYANS GANGSTER	2	0.8m	2:08.56	57.56s (0)	28.26s (0)
3 MUMMYS BOY	3	3.8m	2:08.78	58.06s (1)	28.71s (1)
5 SPORT MENTAL	4	6.4m	2:08.98	57.66s (0)	28.34s (0)
2 DON LOU	5	7.0m	2:09.02	57.97s (1)	28.64s (1)
6 HIPSTAR	6	8.7m	2:09.15	57.78s (1)	28.54s (2)

## Finish Position and metres gained from 800m



Sectionals  
Powered  
by



Home of PJ Harness Analyser

Want to know how successful PJ Harness Analyser is?  
Click here for regular updates

[www.pjdata.com.au](http://www.pjdata.com.au) [admin@pjdata.com.au](mailto:admin@pjdata.com.au) [www.facebook.com/PJHarnessRacing](https://www.facebook.com/PJHarnessRacing)



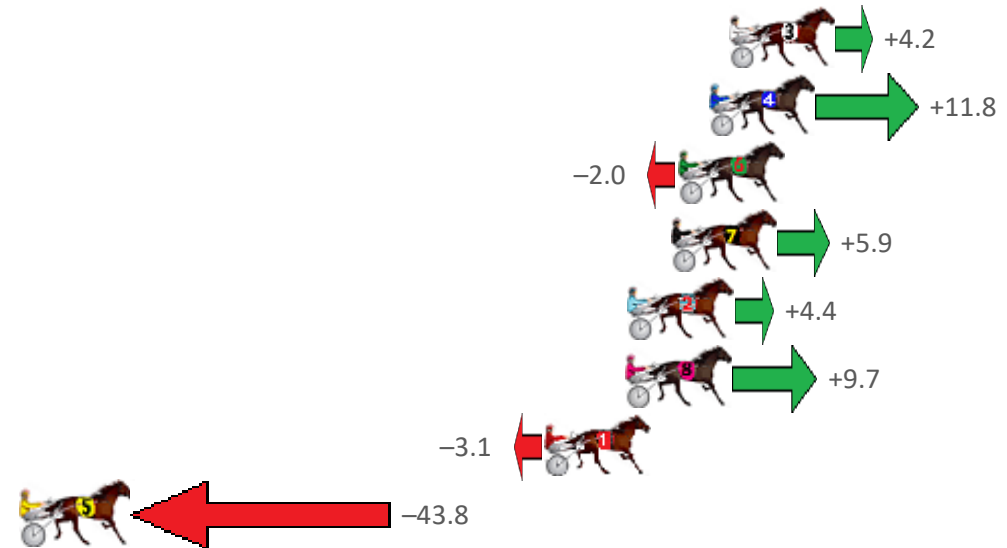
# Redcliffe Race 5 Distance 1780m

Thursday, 14 July 2022

Gross Time: 2:08.60 MileRate: 1:56.30 LeadTime: 11.10s First Qtr: 27.70s Second Qtr: 29.50s Third Qtr: 29.10s Fourth Qtr: 31.20s

NoHorse	Plc	Margin	Time	800Time (W)	400 Time (W)
3 JILLIBY JACKPOT	1	0.0m	2:08.60	59.99s (1)	30.78s (1)
4 GABBYS SPORTSTAR	2	0.8m	2:08.67	59.42s (0)	30.21s (0)
6 GOLDEN SAND	3	2.0m	2:08.76	60.45s (1)	31.36s (1)
7 BEACH MAGIC	4	2.3m	2:08.79	59.86s (0)	30.66s (0)
2 STORMTIDE	5	4.0m	2:08.93	59.97s (1)	30.75s (1)
8 ITS SUPER EASY	6	4.1m	2:08.93	59.57s (1)	30.43s (1)
1 IDEAL TIGER	7	7.3m	2:09.20	60.53s (0)	31.38s (0)
5 TEE RAVELLING	8	43.8m	2:12.17	63.58s (0)	34.55s (0)

Finish Position and metres gained from 800m



Sectionals  
Powered  
by



Home of PJ Harness Analyser

Want to know how successful PJ Harness Analyser is?  
Click here for regular updates

[www.pjdata.com.au](http://www.pjdata.com.au) [admin@pjdata.com.au](mailto:admin@pjdata.com.au) [www.facebook.com/PJHarnessRacing](https://www.facebook.com/PJHarnessRacing)



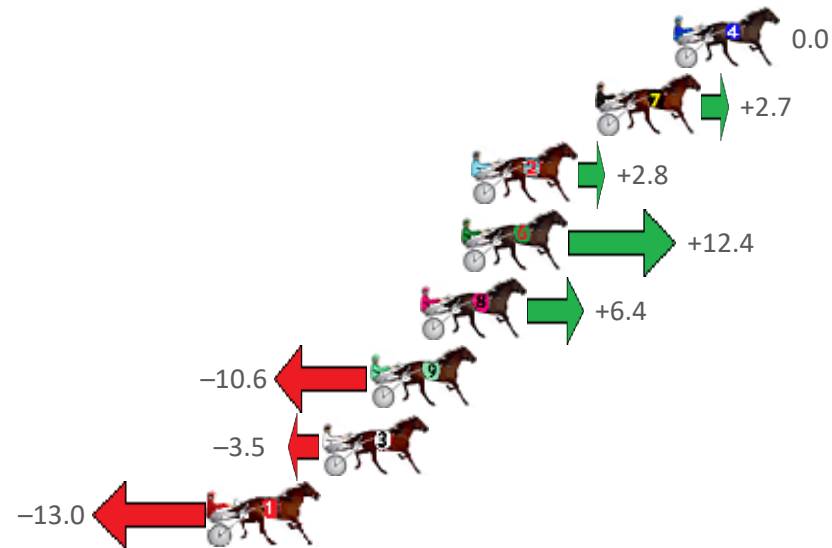
# Redcliffe Race 6 Distance 1780m

Thursday, 14 July 2022

Gross Time: 2:11.50 MileRate: 1:58.90 LeadTime: 11.30s First Qtr: 30.70s Second Qtr: 30.50s Third Qtr: 29.50s Fourth Qtr: 29.50s

NoHorse	Plc	Margin	Time	800Time (W)	400 Time (W)
4 STUDLEIGH MARK	1	0.0m	2:11.50	59.00s (0)	29.50s (0)
7 PRECIOUS CULLEN	2	3.1m	2:11.74	58.80s (1)	29.24s (1)
2 DEVOUGED	3	8.0m	2:12.12	58.79s (1)	29.43s (2)
6 POLKA DOT DANCE	4	8.4m	2:12.15	58.09s (1)	29.15s (2)
8 SARIE MARAIS	5	10.0m	2:12.27	58.53s (1)	29.46s (1)
9 JACKBKWIK	6	12.0m	2:12.43	59.78s (1)	30.20s (1)
3 GLITTER STRIP	7	13.9m	2:12.57	59.26s (0)	29.77s (0)
1 CRAFTY MATCH	8	18.4m	2:12.92	59.95s (0)	30.42s (0)

Finish Position and metres gained from 800m



Sectionals  
Powered  
by



Home of PJ Harness Analyser

Want to know how successful PJ Harness Analyser is?  
Click here for regular updates

[www.pjdata.com.au](http://www.pjdata.com.au) [admin@pjdata.com.au](mailto:admin@pjdata.com.au) [www.facebook.com/PJHarnessRacing](https://www.facebook.com/PJHarnessRacing)



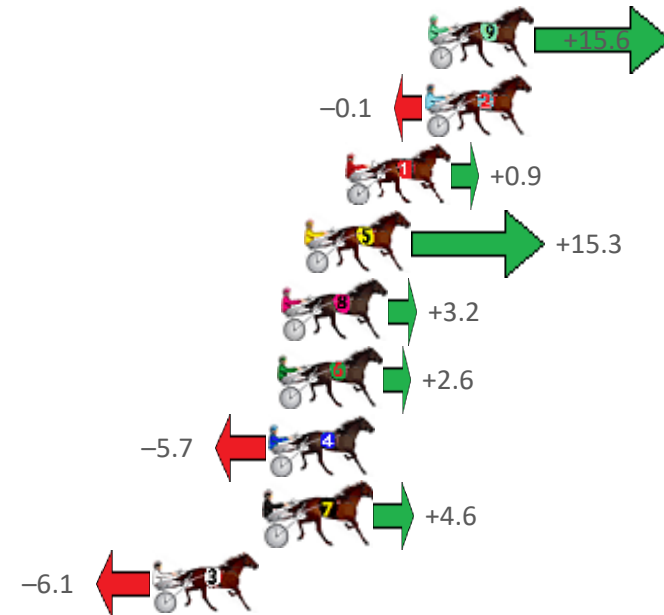
# Redcliffe Race 7 Distance 2040m

Thursday, 14 July 2022

Gross Time: 2:33.80 MileRate: 2:01.40 LeadTime: 33.80s First Qtr: 31.20s Second Qtr: 31.40s Third Qtr: 28.50s Fourth Qtr: 28.90s

No	Horse	Plc	Margin	Time	800Time (W)	400 Time (W)
9	WHOSTOLEMYPIGEON	1	0.0m	2:33.80	56.29s (2)	28.40s (2)
2	MIDNIGHT SOMEWHERE	2	0.1m	2:33.81	57.41s (0)	28.91s (0)
1	ORATORIA	3	3.3m	2:34.05	57.34s (0)	28.59s (0)
5	VOODOO FELLA	4	4.9m	2:34.17	56.31s (2)	28.43s (2)
8	JAY TEE TYRON	5	5.8m	2:34.24	57.17s (1)	28.40s (1)
6	YARRAMAN ROCKY	6	6.0m	2:34.26	57.21s (0)	28.45s (0)
4	AQUA CRUISER	7	6.3m	2:34.28	57.81s (1)	29.09s (1)
7	FLIRTS DIVA	8	6.4m	2:34.29	57.07s (2)	29.16s (2)
3	ASHLEE NITRO	9	10.9m	2:34.63	57.84s (1)	29.09s (1)

Finish Position and metres gained from 800m



Sectionals  
Powered  
by



Home of PJ Harness Analyser

Want to know how successful PJ Harness Analyser is?  
Click here for regular updates

[www.pjdata.com.au](http://www.pjdata.com.au) [admin@pjdata.com.au](mailto:admin@pjdata.com.au) [www.facebook.com/PJHarnessRacing](https://www.facebook.com/PJHarnessRacing)

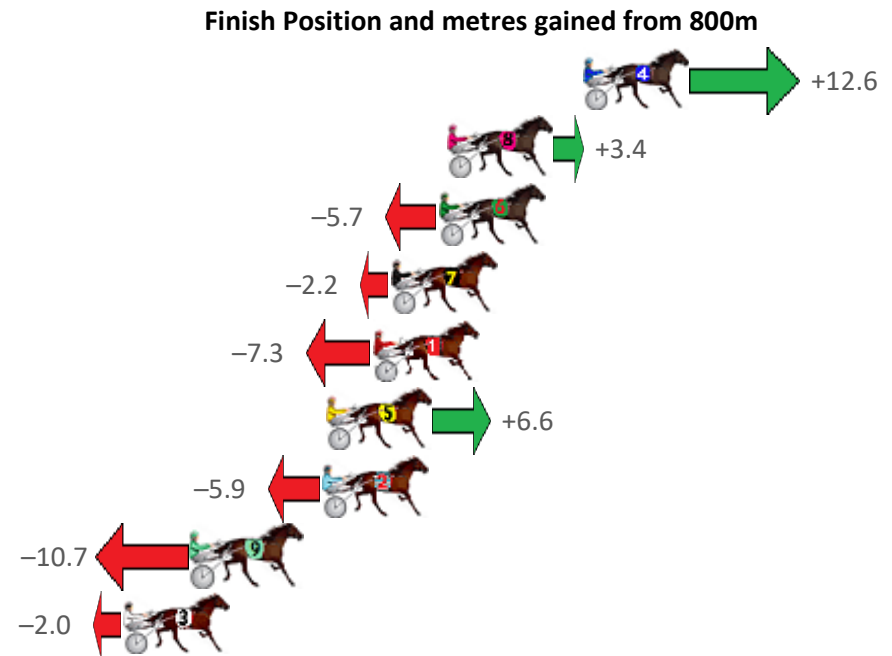


# Redcliffe Race 8 Distance 1780m

Thursday, 14 July 2022

Gross Time: 2:09.10 MileRate: 1:56.70 LeadTime: 11.60s First Qtr: 29.80s Second Qtr: 29.40s Third Qtr: 29.00s Fourth Qtr: 29.30s

NoHorse	Plc	Margin	Time	800Time (W)	400 Time (W)
4 GLENEAGLE WARRIOR	1	0.0m	2:09.10	57.39s (1)	28.31s (1)
8 LA SAFRON	2	5.4m	2:09.51	58.05s (2)	29.04s (1)
6 COURAGEOUS SAINT	3	5.7m	2:09.54	58.71s (1)	29.70s (1)
7 SAVING MAJOR PERCY	4	7.6m	2:09.68	58.46s (0)	29.46s (0)
1 AMERICAN FLYER	5	8.3m	2:09.74	58.83s (0)	29.90s (0)
5 SO BOBS YOUR UNCLE	6	10.2m	2:09.88	57.82s (1)	29.77s (2)
2 LIFES BLACK	7	10.3m	2:09.89	58.73s (1)	29.70s (1)
9 CLOUD NINE	8	15.5m	2:10.29	59.08s (2)	29.69s (2)
3 MISSINMEMATE	9	18.2m	2:10.50	58.44s (0)	29.66s (0)



Sectionals  
Powered  
by



Home of PJ Harness Analyser

Want to know how successful PJ Harness Analyser is?  
Click here for regular updates

[www.pjdata.com.au](http://www.pjdata.com.au) [admin@pjdata.com.au](mailto:admin@pjdata.com.au) [www.facebook.com/PJHarnessRacing](https://www.facebook.com/PJHarnessRacing)



The Racing Queensland Board (trading as Racing Queensland) and provider are not responsible for the completeness or accuracy of any of the information contained herein, and makes no representations about its suitability for any purpose.



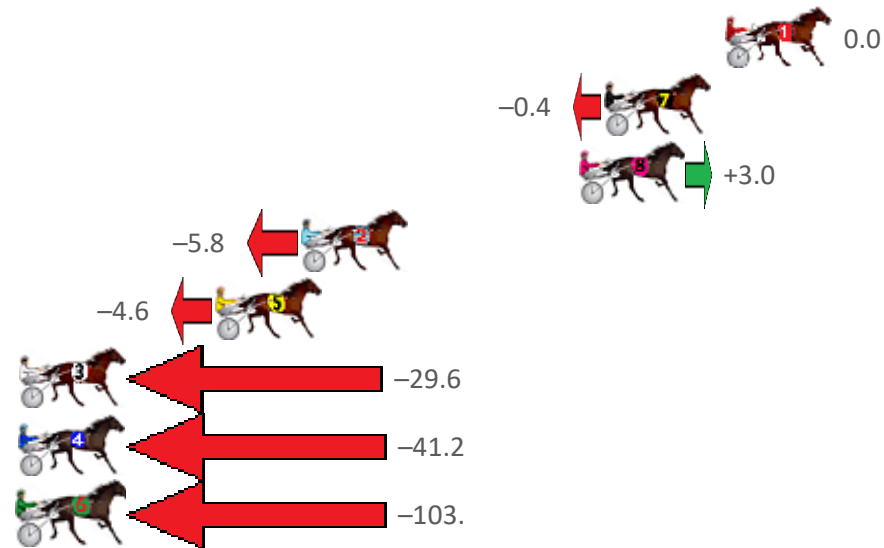
# Redcliffe Race 9 Distance 2040m

Thursday, 14 July 2022

Gross Time: 2:31.80 MileRate: 1:59.80 LeadTime: 33.00s First Qtr: 31.80s Second Qtr: 29.70s Third Qtr: 28.00s Fourth Qtr: 29.30s

NoHorse	Plc	Margin	Time	800Time (W)	400 Time (W)
1 MAGICOL IDEAL	1	0.0m	2:31.80	57.30s (0)	29.30s (0)
7 AMUSED	2	4.8m	2:32.17	57.33s (0)	29.23s (0)
8 ADRENALINE RUSH	3	5.8m	2:32.25	57.09s (0)	28.96s (0)
2 ZARAS A TREASURE	4	16.8m	2:33.09	57.71s (1)	29.53s (2)
5 MOTU CULLEN	5	20.2m	2:33.35	57.63s (1)	29.42s (2)
3 LIFEINHEAVEN	6	43.2m	2:35.12	59.41s (0)	31.14s (0)
4 BAILEYS WITH LEGS	7	47.0m	2:35.41	60.23s (1)	31.98s (1)
6 BEEFY BENSON	8	122.9m	2:41.24	64.64s (1)	36.68s (1)

Finish Position and metres gained from 800m



Sectionals  
Powered  
by



Home of PJ Harness Analyser

Want to know how successful PJ Harness Analyser is?  
Click here for regular updates

[www.pjdata.com.au](http://www.pjdata.com.au) [admin@pjdata.com.au](mailto:admin@pjdata.com.au) [www.facebook.com/PJHarnessRacing](https://www.facebook.com/PJHarnessRacing)




# Redcliffe Race 10 Distance 1780m

Thursday, 14 July 2022

Gross Time: 2:10.70 MileRate: 1:58.10 LeadTime: 11.40s First Qtr: 29.30s Second Qtr: 31.30s Third Qtr: 29.40s Fourth Qtr: 29.30s

NoHorse	Plc	Margin	Time	800Time (W)	400 Time (W)
7 MELTON INSULTED	1	0.0m	2:10.70	58.38s (0)	28.96s (0)
1 SCHOOPY	2	0.1m	2:10.71	58.71s (0)	29.31s (0)
2 UNDERTHEKILT	3	6.8m	2:11.22	58.55s (0)	29.11s (0)
6 OUR FRIEND	4	9.8m	2:11.45	58.74s (2)	29.87s (2)
8 MONTEREY JACK	5	11.4m	2:11.58	58.57s (2)	29.65s (2)
9 ZACHAROONI	6	11.8m	2:11.61	58.61s (0)	29.14s (0)
4 STUDLEIGH WILL	7	11.8m	2:11.61	59.46s (1)	30.06s (1)
3 CALL ME TRISH	8	16.5m	2:11.97	59.48s (1)	30.06s (1)
5 HEARTBREAK	9	18.4m	2:12.11	58.86s (1)	29.85s (1)



Sectionals  
Powered  
by



Home of PJ Harness Analyser

Want to know how successful PJ Harness Analyser is?  
Click here for regular updates

[www.pjdata.com.au](http://www.pjdata.com.au) [admin@pjdata.com.au](mailto:admin@pjdata.com.au) [www.facebook.com/PJHarnessRacing](https://www.facebook.com/PJHarnessRacing)

