

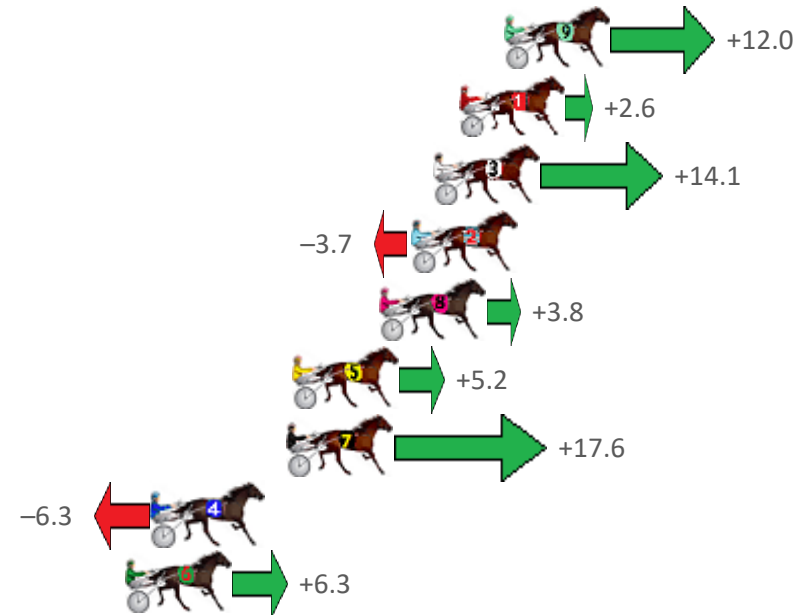
Albion Park Race 1 Distance 1660m

Monday, 30 May 2022

Gross Time: 2:02.70 MileRate: 1:58.90 LeadTime: 3.60s First Qtr: 29.30s Second Qtr: 30.90s Third Qtr: 29.50s Fourth Qtr: 29.40s

NoHorse	Plc	Margin	Time	800Time (W)	400 Time (W)
9 LADY DIGBY	1	0.0m	2:02.70	58.02s (1)	28.48s (2)
1 DIPPED IN SILVER	2	1.8m	2:02.84	58.72s (0)	29.22s (0)
3 FAKE COLLECTION	3	2.8m	2:02.92	57.88s (1)	28.30s (0)
2 CRADOCK	4	3.7m	2:02.99	59.19s (0)	29.69s (0)
8 HOLLYWOODBOUND	5	4.9m	2:03.08	58.64s (0)	29.14s (0)
5 ENGLISH DANCE	6	8.4m	2:03.35	58.55s (0)	29.09s (0)
7 SKYLAR BREE	7	8.6m	2:03.36	57.64s (1)	28.42s (1)
4 HOLME BOY	8	13.9m	2:03.77	59.41s (1)	29.75s (1)
6 SARASUN	9	15.0m	2:03.86	58.50s (1)	29.28s (1)

Finish Position and metres gained from 800m



Sectionals
Powered
by



Home of PJ Harness Analyser

Want to know how successful PJ Harness Analyser is?
Click here for regular updates

www.pjdata.com.au admin@pjdata.com.au www.facebook.com/PJHarnessRacing



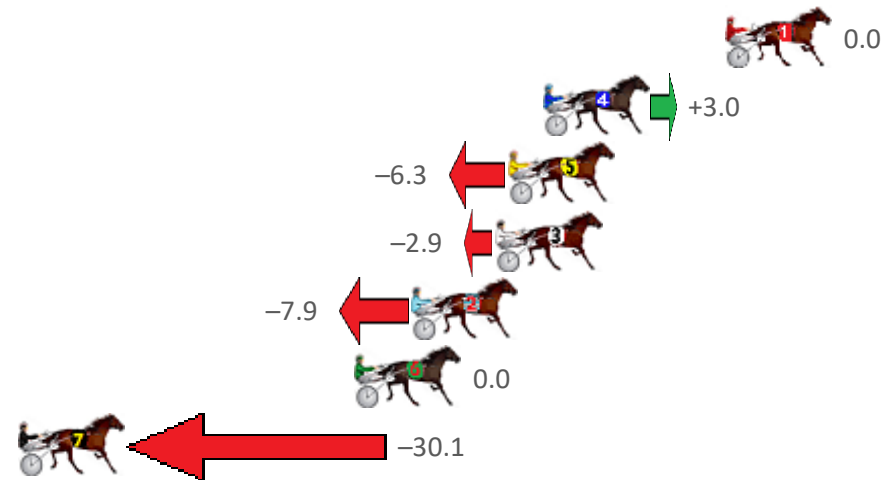
Albion Park Race 2 Distance 1660m

Monday, 30 May 2022

Gross Time: 2:00.20 MileRate: 1:56.50 LeadTime: 3.60s First Qtr: 29.30s Second Qtr: 31.60s Third Qtr: 28.40s Fourth Qtr: 27.30s

No	Horse	Plc	Margin	Time	800Time (W)	400 Time (W)
1	MISSINMEMATE	1	0.0m	2:00.20	55.70s (0)	27.30s (0)
4	OYSTER STRIDE	2	7.2m	2:00.72	55.50s (1)	27.46s (2)
5	MONTANA FLASH	3	8.6m	2:00.82	56.16s (1)	27.76s (1)
3	ROYAL PRINCESS	4	9.1m	2:00.85	55.91s (1)	27.51s (1)
2	TRACER BULLET	5	12.4m	2:01.09	56.27s (0)	27.87s (0)
6	ROLAMAX	6	14.7m	2:01.26	55.72s (1)	27.40s (0)
7	CONGO LINE	7	42.0m	2:03.22	57.88s (2)	28.40s (0)

Finish Position and metres gained from 800m



Sectionals
Powered
by



Home of PJ Harness Analyser

Want to know how successful PJ Harness Analyser is?
Click here for regular updates

www.pjdata.com.au admin@pjdata.com.au www.facebook.com/PJHarnessRacing



The Racing Queensland Board (trading as Racing Queensland) and provider are not responsible for the completeness or accuracy of any of the information contained herein, and makes no representations about its suitability for any purpose.

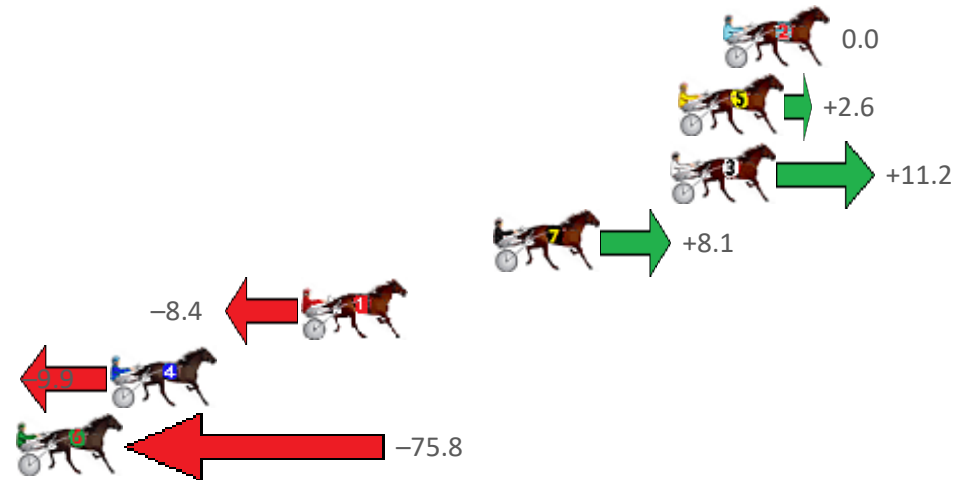
Albion Park Race 3 Distance 1660m

Monday, 30 May 2022

Gross Time: 2:00.00 MileRate: 1:56.40 LeadTime: 3.60s First Qtr: 28.30s Second Qtr: 30.40s Third Qtr: 29.10s Fourth Qtr: 28.60s

NoHorse	Plc	Margin	Time	800Time (W)	400 Time (W)
2 BATMAN BART	1	0.0m	2:00.00	57.70s (0)	28.60s (0)
5 GROOVY MISS ANNIE	2	1.8m	2:00.14	57.52s (0)	28.46s (0)
3 EXPLANATION NOTED	3	2.1m	2:00.16	56.90s (1)	27.80s (1)
7 LUXURY LAD	4	9.1m	2:00.68	57.14s (1)	28.64s (1)
1 REDUCED TO ASHES	5	16.7m	2:01.25	58.35s (0)	29.21s (0)
4 PAYOUT	6	24.3m	2:01.82	58.48s (0)	29.42s (0)
6 FEEL THE SPIRIT	7	84.7m	2:06.36	63.42s (1)	33.56s (1)

Finish Position and metres gained from 800m



Sectionals
Powered
by



Home of PJ Harness Analyser

Want to know how successful PJ Harness Analyser is?
Click here for regular updates

www.pjdata.com.au admin@pjdata.com.au www.facebook.com/PJHarnessRacing



The Racing Queensland Board (trading as Racing Queensland) and provider are not responsible for the completeness or accuracy of any of the information contained herein, and makes no representations about its suitability for any purpose.

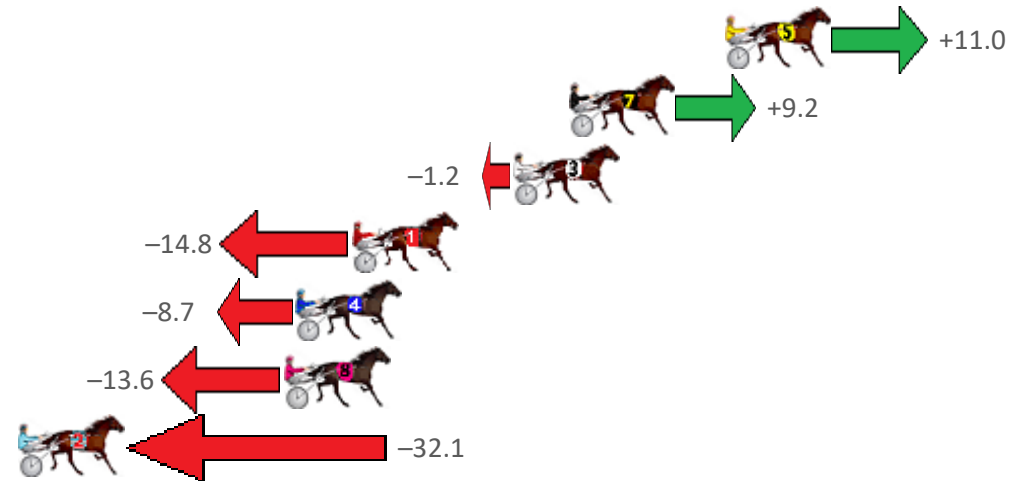
Albion Park Race 4 Distance 2138m

Monday, 30 May 2022

Gross Time: 2:35.80 MileRate: 1:57.30 LeadTime: 38.70s First Qtr: 30.00s Second Qtr: 30.30s Third Qtr: 29.20s Fourth Qtr: 27.60s

NoHorse	Plc	Margin	Time	800Time (W)	400 Time (W)
5 CRADLE OF FIRE	1	0.0m	2:35.80	56.00s (1)	27.24s (2)
7 TORQUE TOTHE MUSIC	2	6.2m	2:36.25	56.13s (1)	27.41s (2)
3 CALL ME TRISH	3	8.4m	2:36.41	56.89s (1)	28.13s (2)
1 METAKI MAJIC	4	14.8m	2:36.87	57.87s (0)	28.67s (0)
4 MANLY BOY	5	17.0m	2:37.03	57.43s (0)	28.23s (0)
8 CROSSED LEGS	6	17.5m	2:37.07	57.79s (0)	28.59s (0)
2 TINGE OF FEAR	7	34.9m	2:38.33	59.13s (1)	29.97s (1)

Finish Position and metres gained from 800m



Sectionals
Powered
by



Home of PJ Harness Analyser

Want to know how successful PJ Harness Analyser is?
Click here for regular updates

www.pjdata.com.au admin@pjdata.com.au www.facebook.com/PJHarnessRacing



The Racing Queensland Board (trading as Racing Queensland) and provider are not responsible for the completeness or accuracy of any of the information contained herein, and makes no representations about its suitability for any purpose.

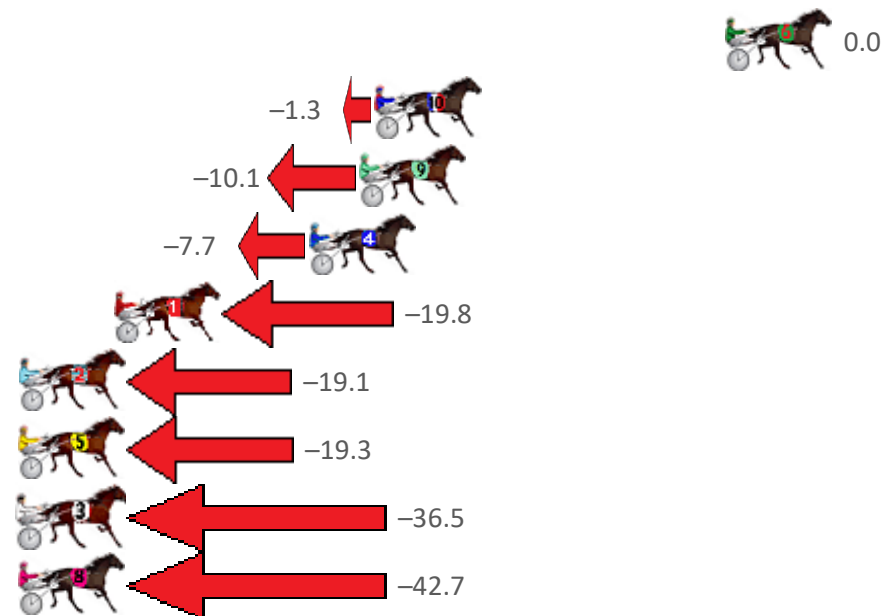
Albion Park Race 5 Distance 1660m

Monday, 30 May 2022

Gross Time: 2:00.90 MileRate: 1:57.20 LeadTime: 3.60s First Qtr: 27.80s Second Qtr: 31.20s Third Qtr: 29.30s Fourth Qtr: 29.00s

NoHorse	Plc	Margin	Time	800Time (W)	400 Time (W)
6 FEEL THE THRILL	1	0.0m	2:00.90	58.30s (0)	29.00s (0)
10 MAJOR GRANDEUR	2	13.9m	2:01.96	58.44s (1)	29.82s (2)
9 A GOOD IDEAL	3	14.5m	2:02.00	59.08s (1)	29.90s (1)
4 TORQUE TO THE MAX	4	16.5m	2:02.16	58.92s (0)	29.38s (0)
1 NOLONGA YOUR CHOIC	5	24.2m	2:02.74	59.82s (0)	30.28s (0)
2 ALLY PINK	6	32.8m	2:03.40	59.80s (0)	30.30s (1)
5 THE CROM	7	36.3m	2:03.66	59.82s (1)	30.68s (2)
3 BETTERTHAN TORQUE	8	45.3m	2:04.35	61.11s (1)	31.57s (1)
8 BLACKJEWEL	9	104.6m	2:08.86	61.75s (0)	31.91s (0)

Finish Position and metres gained from 800m



Sectionals
Powered
by



Home of PJ Harness Analyser

Want to know how successful PJ Harness Analyser is?
Click here for regular updates

www.pjdata.com.au admin@pjdata.com.au www.facebook.com/PJHarnessRacing



The Racing Queensland Board (trading as Racing Queensland) and provider are not responsible for the completeness or accuracy of any of the information contained herein, and makes no representations about its suitability for any purpose.

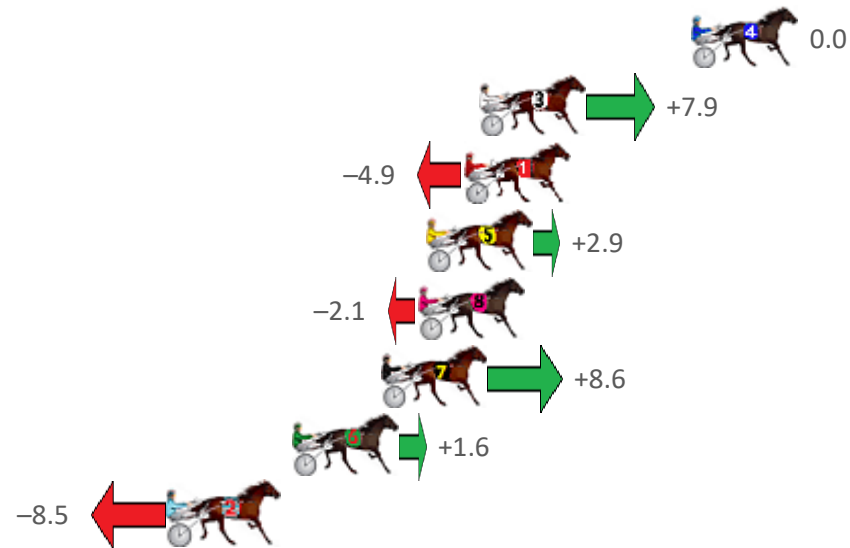
Albion Park Race 6 Distance 1660m

Monday, 30 May 2022

Gross Time: 1:57.70 MileRate: 1:54.10 LeadTime: 3.40s First Qtr: 27.60s Second Qtr: 30.20s Third Qtr: 27.70s Fourth Qtr: 28.80s

NoHorse	Plc	Margin	Time	800Time (W)	400 Time (W)
4 THERESACHANCE	1	0.0m	1:57.70	56.50s (0)	28.80s (0)
3 PEBBLE SANDS	2	8.4m	1:58.34	56.02s (1)	28.08s (1)
1 EVERYTHING HAPPENS	3	9.0m	1:58.38	56.90s (0)	28.96s (0)
5 MISTREPO	4	10.5m	1:58.49	56.37s (0)	28.51s (0)
8 MIGHTY GEORGE	5	10.8m	1:58.52	56.72s (0)	28.82s (0)
7 FLO RYDA	6	12.3m	1:58.63	55.99s (1)	28.09s (1)
6 DOLLARBILL	7	15.8m	1:58.89	56.49s (0)	28.47s (0)
2 ROCKNHOLME	8	20.7m	1:59.26	57.22s (1)	29.28s (1)

Finish Position and metres gained from 800m



Sectionals
Powered
by



Home of PJ Harness Analyser

Want to know how successful PJ Harness Analyser is?
Click here for regular updates

www.pjdata.com.au admin@pjdata.com.au www.facebook.com/PJHarnessRacing



The Racing Queensland Board (trading as Racing Queensland) and provider are not responsible for the completeness or accuracy of any of the information contained herein, and makes no representations about its suitability for any purpose.

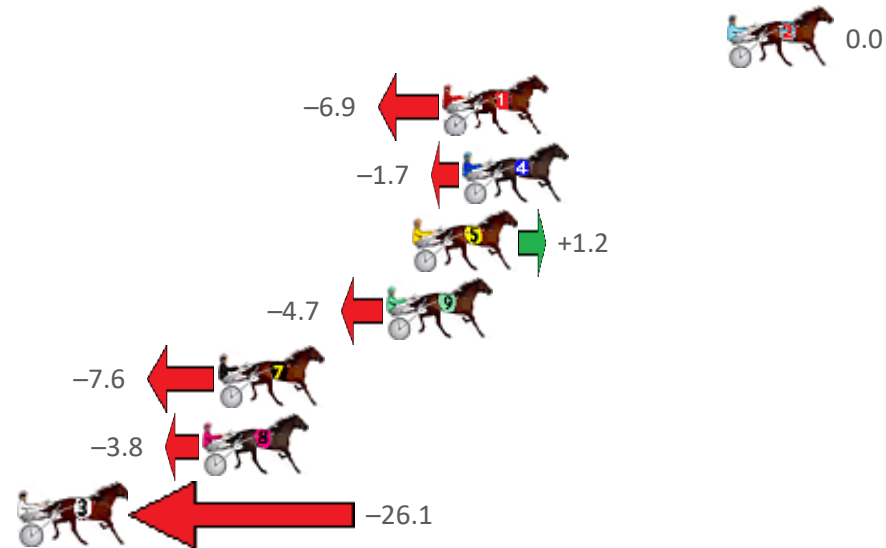
Albion Park Race 7 Distance 1660m

Monday, 30 May 2022

Gross Time: 2:02.50 MileRate: 1:58.80 LeadTime: 3.40s First Qtr: 29.40s Second Qtr: 32.40s Third Qtr: 29.40s Fourth Qtr: 27.90s

NoHorse	Plc	Margin	Time	800Time (W)	400 Time (W)
2 MASTER CHARLES	1	0.0m	2:02.50	57.30s (0)	27.90s (0)
1 BOLD COWBOY	2	11.3m	2:03.33	57.81s (0)	28.45s (0)
4 INDY JEWEL	3	10.5m	2:03.27	57.43s (0)	28.11s (0)
5 SHAKALAKABOOMBOO	4	12.5m	2:03.42	57.22s (1)	28.02s (1)
9 JEREMES GOTTA GO	5	13.5m	2:03.49	57.65s (1)	28.37s (1)
7 MERIBEL	6	20.2m	2:03.98	57.86s (0)	28.46s (0)
8 FEELIN FLIRTY	7	20.8m	2:04.03	57.59s (0)	28.35s (1)
3 IMA CHICK MAGNET	8	30.5m	2:04.74	59.22s (1)	29.90s (1)

Finish Position and metres gained from 800m



Sectionals
Powered
by



Home of PJ Harness Analyser

Want to know how successful PJ Harness Analyser is?
Click here for regular updates

www.pjdata.com.au admin@pjdata.com.au www.facebook.com/PJHarnessRacing



The Racing Queensland Board (trading as Racing Queensland) and provider are not responsible for the completeness or accuracy of any of the information contained herein, and makes no representations about its suitability for any purpose.

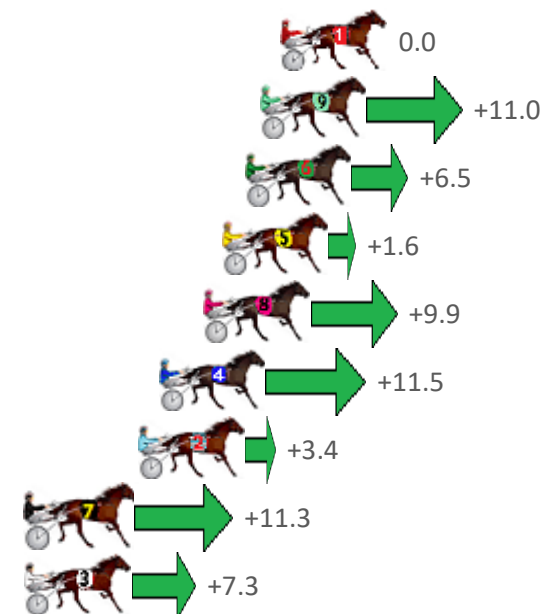
Albion Park Race 8 Distance 1660m

Monday, 30 May 2022

Gross Time: 1:57.70 MileRate: 1:54.20 LeadTime: 3.40s First Qtr: 26.90s Second Qtr: 30.00s Third Qtr: 28.70s Fourth Qtr: 28.70s

NoHorse	Plc	Margin	Time	800Time (W)	400 Time (W)
1 HY VOLTAGE	1	0.0m	1:57.70	57.40s (0)	28.70s (0)
9 HE SAID SHE SAID	2	0.8m	1:57.76	56.62s (1)	28.24s (1)
6 THE HERVEY BAY	3	1.4m	1:57.81	56.95s (1)	28.57s (1)
5 JUMPING JOLT	4	2.3m	1:57.87	57.29s (0)	28.55s (0)
8 CHARM OFFENSIVE	5	3.0m	1:57.93	56.71s (0)	27.81s (0)
4 TEARAWAY DIAMOND	6	4.8m	1:58.06	56.60s (1)	28.54s (2)
2 STOMPEN	7	5.6m	1:58.12	57.18s (0)	28.40s (0)
7 FLYING ART	8	10.0m	1:58.45	56.63s (1)	28.69s (3)
3 BEE GEES BANDIT	9	10.1m	1:58.46	56.92s (0)	28.66s (1)

Finish Position and metres gained from 800m



Sectionals
Powered
by



Home of PJ Harness Analyser

Want to know how successful PJ Harness Analyser is?
Click here for regular updates

www.pjdata.com.au admin@pjdata.com.au www.facebook.com/PJHarnessRacing

