

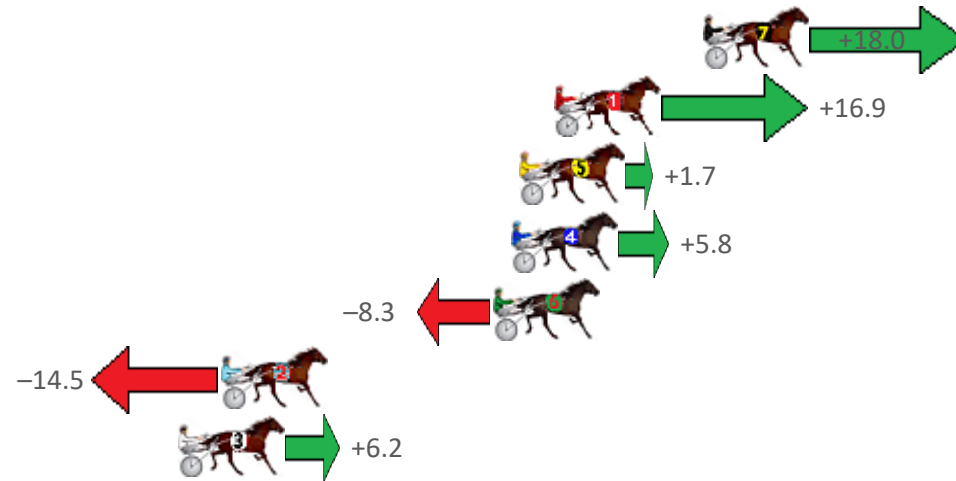
# Albion Park Race 1 Distance 2138m

Tuesday, 24 May 2022

Gross Time: 2:45.00 MileRate: 2:03.00 LeadTime: 43.00s First Qtr: 30.80s Second Qtr: 32.10s Third Qtr: 29.60s Fourth Qtr: 29.50s

NoHorse	Plc	Margin	Time	800Time (W)	400 Time (W)
7 DOWN UNDER RORS	1	0.0m	2:45.00	57.78s (0)	28.74s (1)
1 JACCKA WATCH	2	5.9m	2:45.46	57.86s (0)	28.77s (1)
5 SHEGOTSASS	3	7.3m	2:45.56	58.98s (0)	29.61s (1)
4 DEAD SET MUSCLE	4	7.6m	2:45.59	58.67s (0)	29.35s (0)
6 VALLEY ESS JAY	5	8.3m	2:45.64	59.71s (0)	30.11s (0)
2 NORAHS FLING	6	19.1m	2:46.48	60.17s (0)	30.49s (0)
3 HATTIE	7	20.8m	2:46.61	58.64s (0)	29.76s (0)

Finish Position and metres gained from 800m



Sectionals  
Powered  
by



Home of PJ Harness Analyser

Want to know how successful PJ Harness Analyser is?  
Click here for regular updates

[www.pjdata.com.au](http://www.pjdata.com.au) [admin@pjdata.com.au](mailto:admin@pjdata.com.au) [www.facebook.com/PJHarnessRacing](https://www.facebook.com/PJHarnessRacing)



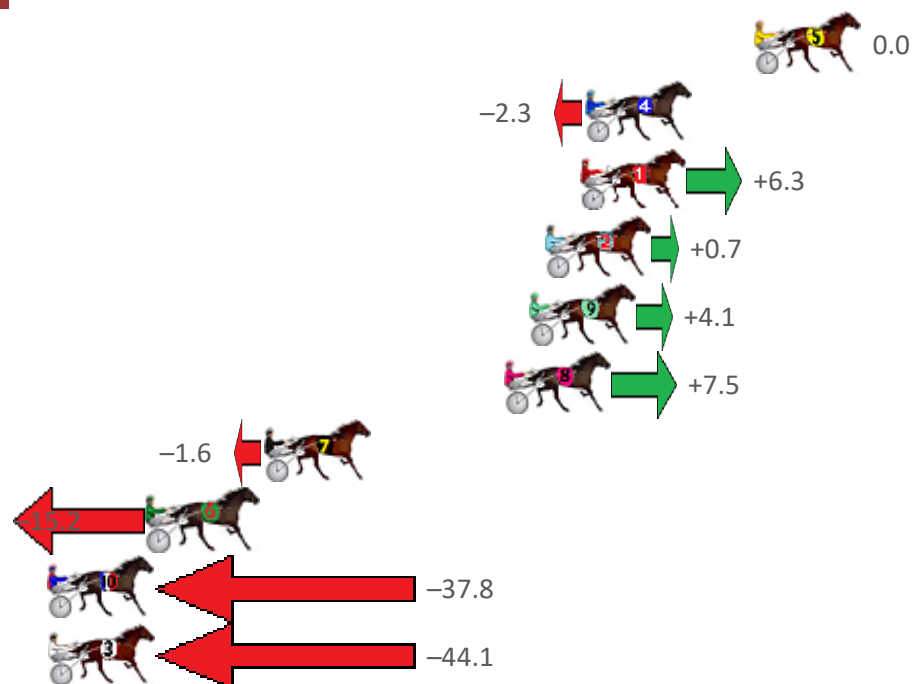
# Albion Park Race 2 Distance 2138m

Tuesday, 24 May 2022

Gross Time: 2:42.70 MileRate: 2:02.50 LeadTime: 41.70s First Qtr: 31.40s Second Qtr: 31.50s Third Qtr: 28.90s Fourth Qtr: 29.20s

NoHorse	Plc	Margin	Time	800Time (W)	400 Time (W)
5 IM THE COMMANDO	1	0.0m	2:42.70	58.10s (0)	29.20s (0)
4 THE REAPER	2	6.7m	2:43.21	58.27s (0)	29.37s (0)
1 FATHER CHRISTMAS	3	6.9m	2:43.23	57.65s (0)	28.77s (0)
2 RIGONDEAUX	4	8.3m	2:43.34	58.05s (0)	29.16s (0)
9 SOBOMBA	5	8.9m	2:43.38	57.80s (1)	29.18s (2)
8 REGAL APPOINTMENT	6	9.9m	2:43.46	57.56s (1)	28.90s (2)
7 THE NIGHT KING	7	19.4m	2:44.19	58.22s (0)	29.43s (1)
6 AURORA	8	24.0m	2:44.54	59.20s (1)	30.29s (1)
10 RILEY MOMENT	9	97.8m	2:50.19	60.83s (0)	31.22s (0)
3 ROSEHILL MAGIC	10	114.1m	2:51.44	61.28s (0)	30.95s (0)

Finish Position and metres gained from 800m



Sectionals  
Powered  
by



Home of PJ Harness Analyser

Want to know how successful PJ Harness Analyser is?  
Click here for regular updates

[www.pjdata.com.au](http://www.pjdata.com.au) [admin@pjdata.com.au](mailto:admin@pjdata.com.au) [www.facebook.com/PJHarnessRacing](https://www.facebook.com/PJHarnessRacing)



The Racing Queensland Board (trading as Racing Queensland) and provider are not responsible for the completeness or accuracy of any of the information contained herein, and makes no representations about its suitability for any purpose.

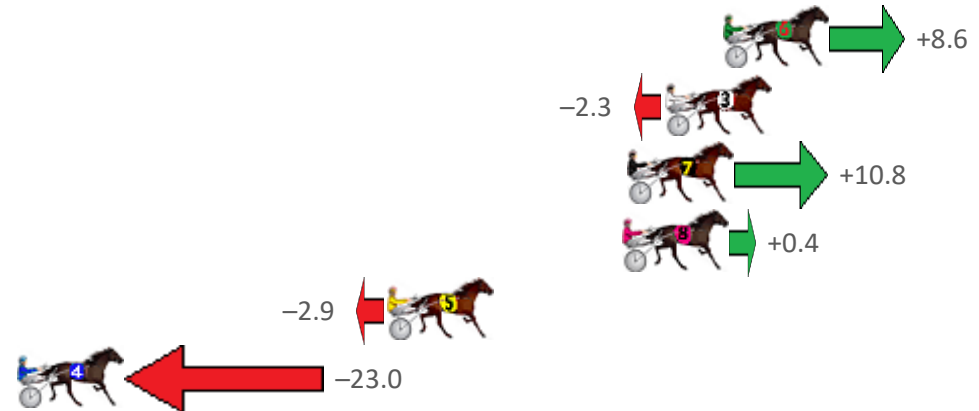
# Albion Park Race 3 Distance 2138m

Tuesday, 24 May 2022

Gross Time: 2:37.80 MileRate: 1:58.80 LeadTime: 39.30s First Qtr: 30.10s Second Qtr: 31.00s Third Qtr: 29.30s Fourth Qtr: 28.10s

NoHorse	Plc	Margin	Time	800Time (W)	400 Time (W)
6 FRANCO NATHAN	1	0.0m	2:37.80	56.79s (0)	27.53s (0)
3 MAYWYN MACDUFF	2	2.3m	2:37.97	57.56s (0)	28.26s (0)
7 SNOOP STRIDE	3	3.8m	2:38.08	56.63s (1)	27.89s (2)
8 BEEFY BENSON	4	4.0m	2:38.10	57.37s (0)	28.10s (0)
5 ILLBEWATCHING	5	13.3m	2:38.78	57.61s (1)	28.30s (1)
4 BULLDOG BRAWLER	6	29.0m	2:39.94	59.04s (1)	29.72s (1)

## Finish Position and metres gained from 800m



Sectionals  
Powered  
by



Home of PJ Harness Analyser

Want to know how successful PJ Harness Analyser is?  
Click here for regular updates

[www.pjdata.com.au](http://www.pjdata.com.au) [admin@pjdata.com.au](mailto:admin@pjdata.com.au) [www.facebook.com/PJHarnessRacing](https://www.facebook.com/PJHarnessRacing)



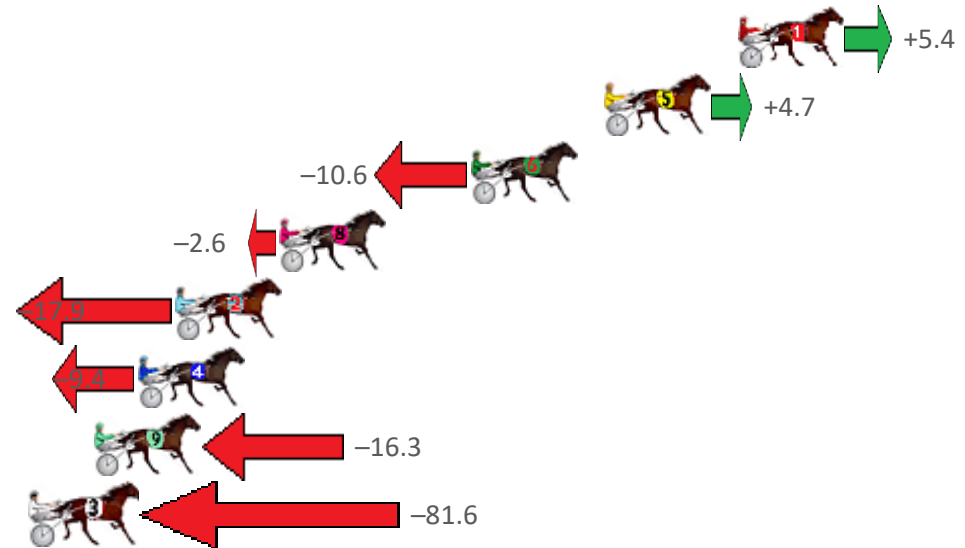
# Albion Park Race 4 Distance 1660m

Tuesday, 24 May 2022

Gross Time: 1:59.70 MileRate: 1:56.10 LeadTime: 3.40s First Qtr: 27.90s Second Qtr: 30.80s Third Qtr: 28.30s Fourth Qtr: 29.30s

No	Horse	Plc	Margin	Time	800Time (W)	400 Time (W)
1	TORQUE LIKE MOTION	1	0.0m	1:59.70	57.21s (0)	28.98s (0)
5	CARTER GRANT	2	5.3m	2:00.11	57.26s (0)	29.03s (0)
6	ODINS BLACK CROWS	3	10.6m	2:00.51	58.36s (0)	30.07s (0)
8	ENGLISH DANCE	4	18.2m	2:01.10	57.79s (0)	29.56s (0)
2	FRAYA	5	22.3m	2:01.41	58.88s (1)	30.01s (1)
4	SARASUN	6	23.8m	2:01.53	58.27s (1)	29.39s (1)
9	MISTER DOMINGO	7	25.5m	2:01.66	58.77s (1)	29.92s (1)
3	SKYLAR BREE	8	301.6m	2:22.88	63.44s (0)	32.33s (0)

Finish Position and metres gained from 800m



Sectionals  
Powered  
by



Home of PJ Harness Analyser

Want to know how successful PJ Harness Analyser is?

Click here for regular updates

[www.pjdata.com.au](http://www.pjdata.com.au) [admin@pjdata.com.au](mailto:admin@pjdata.com.au) [www.facebook.com/PJHarnessRacing](https://www.facebook.com/PJHarnessRacing)



The Racing Queensland Board (trading as Racing Queensland) and provider are not responsible for the completeness or accuracy of any of the information contained herein, and makes no representations about its suitability for any purpose.

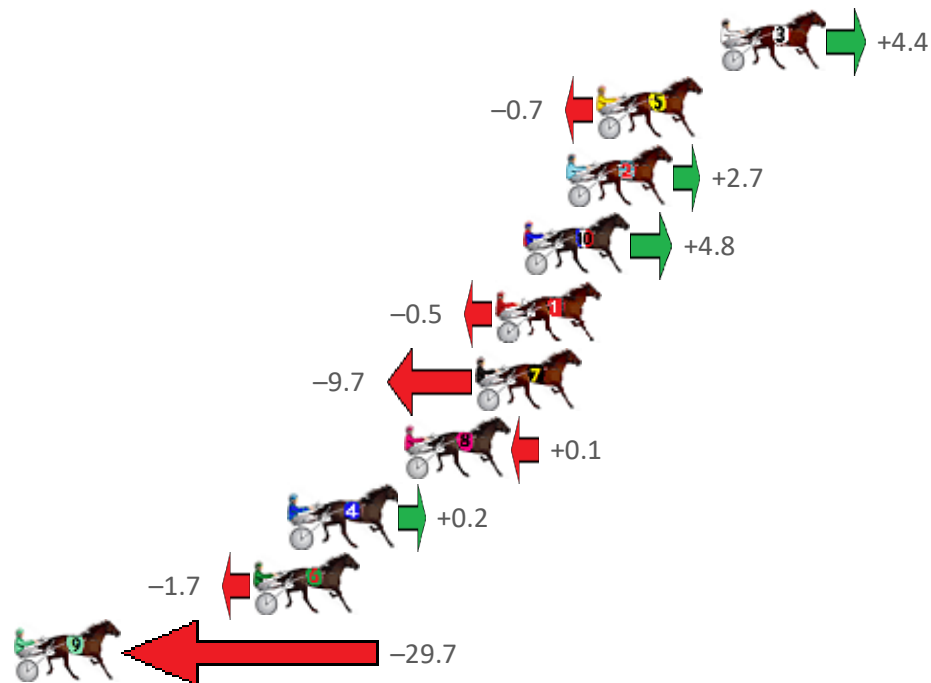
# Albion Park Race 5 Distance 1660m

Tuesday, 24 May 2022

Gross Time: 1:59.60 MileRate: 1:55.90 LeadTime: 3.50s First Qtr: 27.10s Second Qtr: 30.60s Third Qtr: 28.50s Fourth Qtr: 29.90s

NoHorse	Plc	Margin	Time	800Time (W)	400 Time (W)
3 LIMBO LARRY	1	0.0m	1:59.60	58.08s (1)	29.62s (1)
5 BAILEYS WITH LEGS	2	4.9m	1:59.98	58.45s (0)	29.94s (0)
2 LANCELOT BROMAC	3	6.1m	2:00.08	58.20s (1)	29.71s (1)
10 WHATABOYJACK	4	7.8m	2:00.21	58.05s (2)	29.91s (3)
1 STUDLEIGH MARK	5	8.9m	2:00.30	58.44s (0)	29.92s (0)
7 MAYWYN TROUBADOU	6	9.7m	2:00.36	59.10s (0)	30.62s (0)
8 MELTON INSULTED	7	12.5m	2:00.58	58.39s (0)	29.85s (0)
4 POM PAY	8	17.0m	2:00.93	58.39s (0)	29.78s (0)
6 FEEL THE SPIRIT	9	18.5m	2:01.05	58.52s (1)	30.22s (1)
9 STUDLEIGH WILL	10	34.3m	2:02.29	60.56s (2)	31.68s (2)

Finish Position and metres gained from 800m



Sectionals  
Powered  
by



Home of PJ Harness Analyser

Want to know how successful PJ Harness Analyser is?  
Click here for regular updates

[www.pjdata.com.au](http://www.pjdata.com.au) [admin@pjdata.com.au](mailto:admin@pjdata.com.au) [www.facebook.com/PJHarnessRacing](https://www.facebook.com/PJHarnessRacing)



The Racing Queensland Board (trading as Racing Queensland) and provider are not responsible for the completeness or accuracy of any of the information contained herein, and makes no representations about its suitability for any purpose.

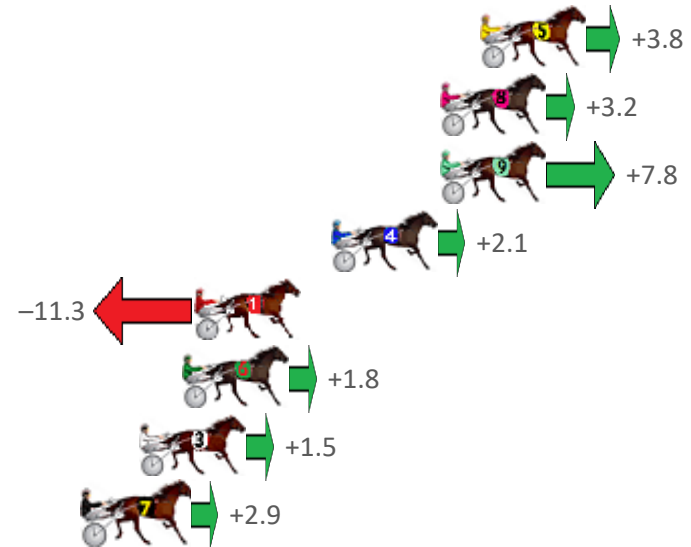
# Albion Park Race 6 Distance 2138m

Tuesday, 24 May 2022

Gross Time: 2:38.20 MileRate: 1:59.10 LeadTime: 38.20s First Qtr: 30.00s Second Qtr: 30.20s Third Qtr: 28.70s Fourth Qtr: 31.10s

NoHorse	Plc	Margin	Time	800Time (W)	400 Time (W)
5 BORSELLINO	1	0.0m	2:38.20	59.52s (1)	31.10s (1)
8 MISTER REACTOR	2	1.6m	2:38.33	59.56s (0)	30.76s (0)
9 BETTING ORIGIN	3	1.6m	2:38.33	59.22s (0)	30.45s (1)
4 DANCING WITH MY EX	4	5.9m	2:38.68	59.64s (1)	31.19s (1)
1 PUSHINIT UPHILL	5	11.3m	2:39.12	60.64s (0)	31.85s (0)
6 IMA CHICK MAGNET	6	11.8m	2:39.16	59.67s (0)	30.87s (0)
3 THE EX HORSEIST	7	13.5m	2:39.30	59.69s (1)	31.29s (2)
7 BAD BOY BORIS	8	15.7m	2:39.48	59.58s (2)	31.88s (2)

Finish Position and metres gained from 800m



Sectionals  
Powered  
by



Home of PJ Harness Analyser

Want to know how successful PJ Harness Analyser is?  
Click here for regular updates

[www.pjdata.com.au](http://www.pjdata.com.au) [admin@pjdata.com.au](mailto:admin@pjdata.com.au) [www.facebook.com/PJHarnessRacing](https://www.facebook.com/PJHarnessRacing)



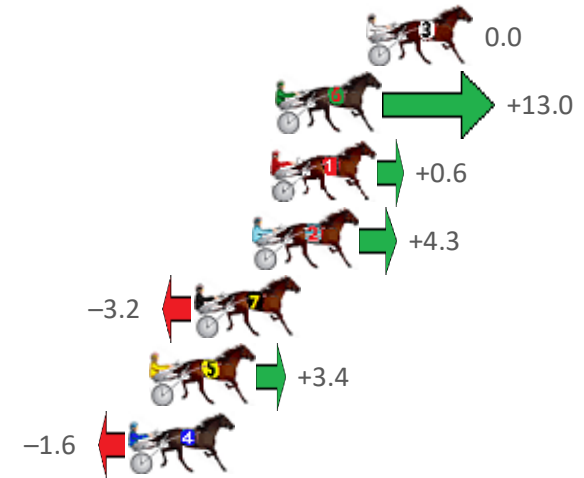
# Albion Park Race 7 Distance 1660m

Tuesday, 24 May 2022

Gross Time: 2:00.70 MileRate: 1:57.00 LeadTime: 3.20s First Qtr: 29.30s Second Qtr: 31.80s Third Qtr: 28.30s Fourth Qtr: 28.10s

NoHorse	Plc	Margin	Time	800Time (W)	400 Time (W)
3 HIDDEN COURAGE	1	0.0m	2:00.70	56.40s (0)	28.10s (0)
6 CANT REFUSE	2	3.6m	2:00.97	55.49s (1)	27.56s (2)
1 BEE GEES BANDIT	3	3.8m	2:00.98	56.36s (0)	28.06s (0)
2 ROLL ONE OVER	4	4.5m	2:01.03	56.10s (0)	27.81s (0)
7 PEMBROOKS PASSION	5	6.8m	2:01.20	56.62s (1)	28.34s (1)
5 KINGOFTHESTARS	6	8.6m	2:01.34	56.16s (1)	28.23s (2)
4 JUMPING JOLT	7	9.4m	2:01.39	56.51s (1)	28.23s (1)

Finish Position and metres gained from 800m



Sectionals  
Powered  
by



Home of PJ Harness Analyser

Want to know how successful PJ Harness Analyser is?  
Click here for regular updates

[www.pjdata.com.au](http://www.pjdata.com.au) [admin@pjdata.com.au](mailto:admin@pjdata.com.au) [www.facebook.com/PJHarnessRacing](https://www.facebook.com/PJHarnessRacing)



The Racing Queensland Board (trading as Racing Queensland) and provider are not responsible for the completeness or accuracy of any of the information contained herein, and makes no representations about its suitability for any purpose.

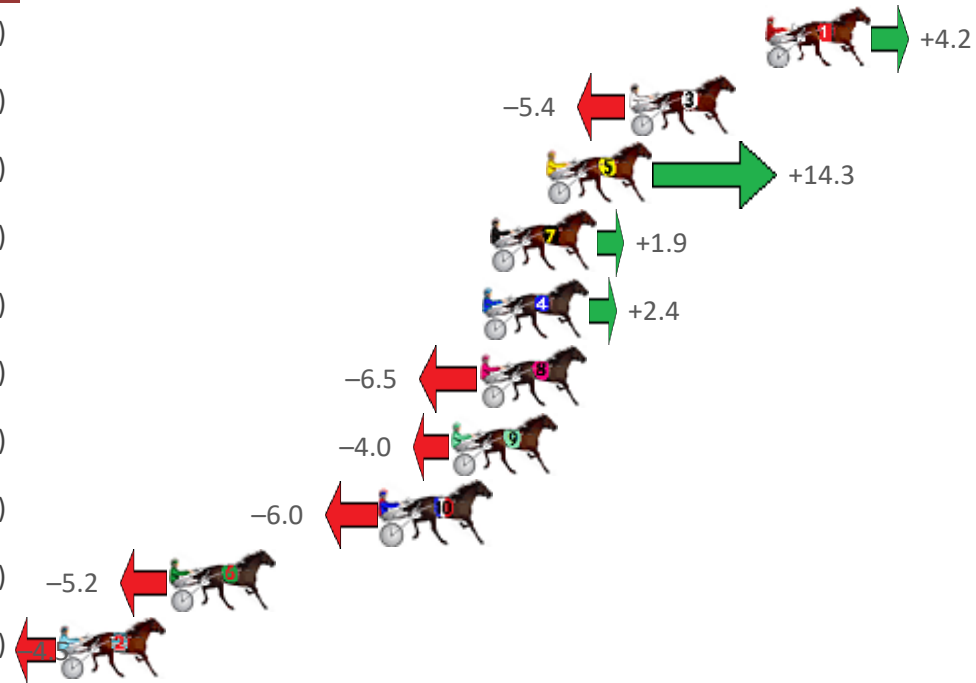
# Albion Park Race 8 Distance 2138m

Tuesday, 24 May 2022

Gross Time: 2:40.90 MileRate: 2:01.10 LeadTime: 40.00s First Qtr: 31.50s Second Qtr: 32.60s Third Qtr: 28.60s Fourth Qtr: 28.20s

No	Horse	Plc	Margin	Time	800Time (W)	400 Time (W)
1	PARTY POLOTIX	1	0.0m	2:40.90	56.50s (0)	27.86s (0)
3	LEANDER	2	5.4m	2:41.30	57.18s (0)	28.58s (0)
5	INDY JEWEL	3	8.7m	2:41.54	55.79s (1)	27.39s (0)
7	MERIBEL	4	10.9m	2:41.71	56.67s (0)	27.91s (0)
4	SHAKALAKABOOMBOO	5	11.2m	2:41.73	56.63s (1)	28.10s (1)
8	HARLEY BLUE	6	11.3m	2:41.74	57.26s (1)	28.87s (1)
9	OUTER CHANGE	7	12.4m	2:41.82	57.08s (0)	28.40s (0)
10	WONDERWOMAN JUJO	8	15.2m	2:42.03	57.22s (1)	28.82s (1)
6	HEAD NOISE	9	23.6m	2:42.65	57.17s (1)	28.65s (1)
2	EXPLANATION NOTED	10	32.9m	2:43.34	57.12s (1)	28.68s (1)

Finish Position and metres gained from 800m



Sectionals  
Powered  
by



Home of PJ Harness Analyser

Want to know how successful PJ Harness Analyser is?  
Click here for regular updates

[www.pjdata.com.au](http://www.pjdata.com.au) [admin@pjdata.com.au](mailto:admin@pjdata.com.au) [www.facebook.com/PJHarnessRacing](https://www.facebook.com/PJHarnessRacing)



The Racing Queensland Board (trading as Racing Queensland) and provider are not responsible for the completeness or accuracy of any of the information contained herein, and makes no representations about its suitability for any purpose.



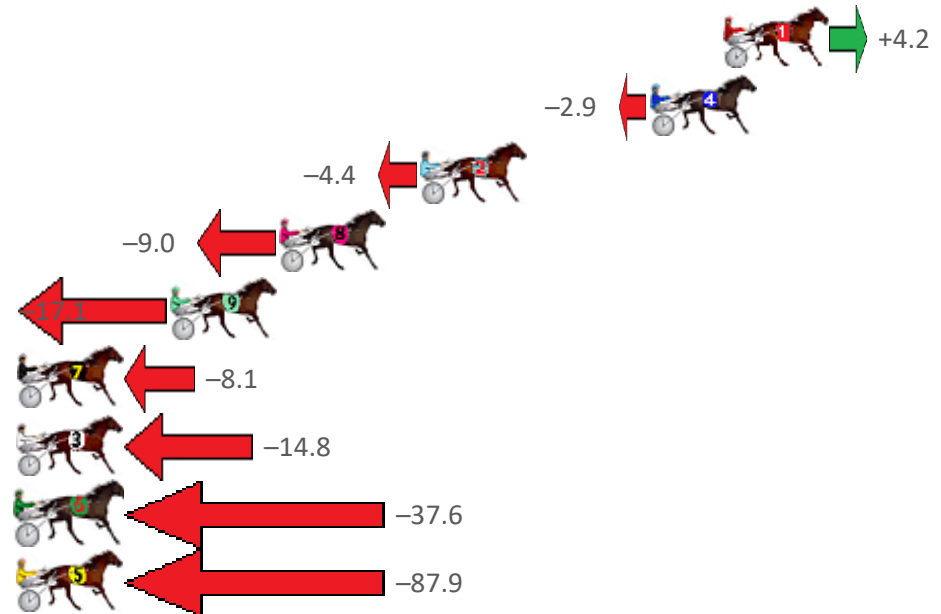
# Albion Park Race 9 Distance 1660m

Tuesday, 24 May 2022

Gross Time: 1:57.60 MileRate: 1:54.00 LeadTime: 3.40s First Qtr: 27.40s Second Qtr: 30.20s Third Qtr: 27.70s Fourth Qtr: 28.90s

NoHorse	Plc	Margin	Time	800Time (W)	400 Time (W)
1 BAKER CREEK	1	0.0m	1:57.60	56.30s (0)	28.57s (0)
4 THERESACHANCE	2	2.9m	1:57.82	56.80s (0)	29.11s (0)
2 WHATA ROLLER	3	12.0m	1:58.51	56.91s (1)	29.04s (1)
8 ADRENALINE RUSH	4	17.6m	1:58.93	57.23s (0)	29.43s (0)
9 DELIGHTFUL LOU	5	21.9m	1:59.26	57.80s (2)	29.78s (2)
7 PEBBLE SANDS	6	28.1m	1:59.73	57.17s (1)	28.96s (1)
3 SHEREACTS	7	29.2m	1:59.81	57.64s (1)	29.99s (2)
6 TREACHEROUS ONE	8	40.8m	2:00.69	59.25s (1)	31.40s (1)
5 YARRAMAN ROCKY	9	101.7m	2:05.31	62.78s (0)	34.31s (0)

Finish Position and metres gained from 800m



Sectionals  
Powered  
by



Home of PJ Harness Analyser

Want to know how successful PJ Harness Analyser is?  
Click here for regular updates

[www.pjdata.com.au](http://www.pjdata.com.au) [admin@pjdata.com.au](mailto:admin@pjdata.com.au) [www.facebook.com/PJHarnessRacing](https://www.facebook.com/PJHarnessRacing)



The Racing Queensland Board (trading as Racing Queensland) and provider are not responsible for the completeness or accuracy of any of the information contained herein, and makes no representations about its suitability for any purpose.

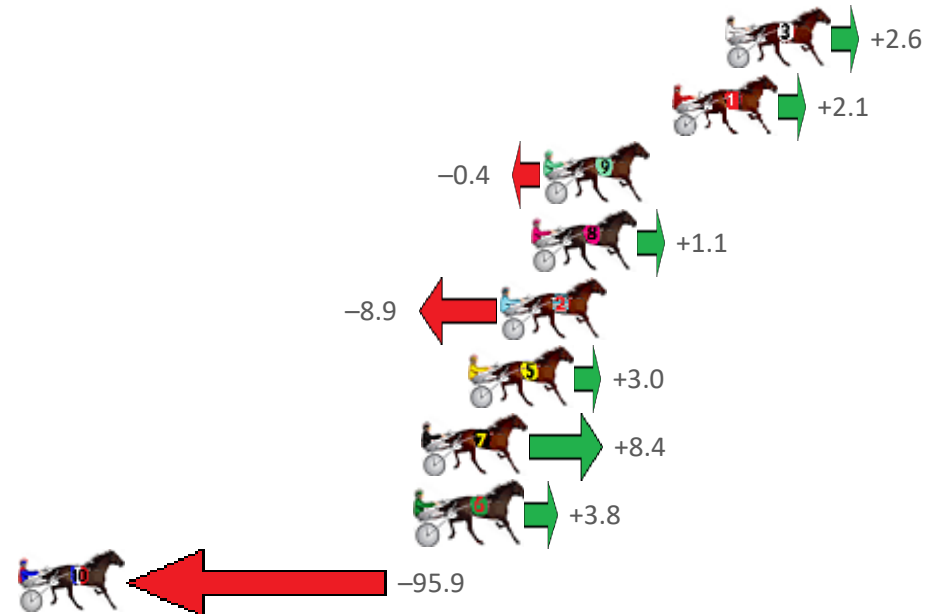
# Albion Park Race 10 Distance 2138m

Tuesday, 24 May 2022

Gross Time: 2:35.20 MileRate: 1:56.80 LeadTime: 37.50s First Qtr: 30.90s Second Qtr: 31.20s Third Qtr: 28.00s Fourth Qtr: 27.60s

No	Horse	Plc	Margin	Time	800Time (W)	400 Time (W)
3	AUNTY BELLA	1	0.0m	2:35.20	55.42s (1)	27.55s (1)
1	OYSTER STRIDE	2	2.1m	2:35.35	55.45s (0)	27.46s (0)
9	OHOKA JIMMY	3	7.2m	2:35.72	55.63s (1)	27.79s (2)
8	IM JIMMY JAMES	4	7.7m	2:35.76	55.52s (0)	27.48s (1)
2	FRANCO MACHO	5	8.9m	2:35.85	56.22s (0)	28.21s (0)
5	MONTANA FLASH	6	10.2m	2:35.94	55.39s (0)	27.42s (0)
7	MAJORDOIT	7	12.0m	2:36.07	55.02s (1)	27.11s (2)
6	LETTERKENNY BOY	8	12.2m	2:36.09	55.34s (1)	27.48s (1)
10	STYLISH JOE	9	107.3m	2:42.99	62.23s (1)	33.97s (2)

Finish Position and metres gained from 800m



Sectionals  
Powered  
by



Home of PJ Harness Analyser

Want to know how successful PJ Harness Analyser is?  
Click here for regular updates

[www.pjdata.com.au](http://www.pjdata.com.au) [admin@pjdata.com.au](mailto:admin@pjdata.com.au) [www.facebook.com/PJHarnessRacing](https://www.facebook.com/PJHarnessRacing)

